

# ANNUAL REPORT 2021





# CONTENTS

<b>01</b> MISSION STATEMENT, STRATEGIC PILLARS AND CORE VALUES	<b>10</b> NETBALL	<b>24</b> JUNIOR LADDERS: BOYS
<b>02</b> CORE VALUES	<b>12</b> MEDIA	<b>26</b> JUNIOR LADDERS: GIRLS
<b>03</b> TEAM LISTING	<b>13</b> TRAINERS	<b>27</b> NETBALL LADDERS
<b>04</b> FROM THE CHAIRMAN	<b>14</b> UMPIRING	<b>28</b> AFL VICTORIA JUNIOR DEVELOPMENT SERIES
<b>06</b> FROM THE CEO	<b>16</b> YEAR IN REVIEW	<b>29</b> FINANCIALS
<b>08</b> FOOTBALL OPERATIONS	<b>18</b> TEAMS OF THE YEAR	<b>40</b> LIFE MEMBERS
<b>09</b> JUNIOR FOOTBALL	<b>20</b> AWARDS	<b>41</b> LEAGUE DIRECTORY
	<b>22</b> SENIOR LADDERS	

## NAMING RIGHTS PARTNER



## MAJOR COMMUNITY PARTNER




## MAJOR SPONSORS



## SUPPORT SPONSORS AND SUPPLIERS



## COMMUNITY PARTNERS





# MISSION STATEMENT


THE EASTERN FOOTBALL NETBALL LEAGUE WILL EFFECTIVELY **PROMOTE** AND **FACILITATE** THE **PLAYING** AND **DEVELOPMENT** OF AUSTRALIAN FOOTBALL AND NETBALL FOR THE BENEFIT OF **ALL** PARTICIPANTS, AT **ALL** LEVELS THROUGHOUT THE EAST OF METROPOLITAN MELBOURNE

# STRATEGIC PILLARS

CLUBS  
PARTICIPATION  
COMMUNITY AND PARTNERSHIPS  
OPERATIONAL EXCELLENCE  
FINANCIAL MANAGEMENT

# CORE VALUES

COMMUNITY  
FAIRNESS  
EXCELLENCE  
INTEGRITY  
RESPECT



## COMMUNITY

WE VALUE AND APPRECIATE ALL VOLUNTEERS IN THE LEAGUE

WE ENGAGE, DEVELOP AND PROMOTE SOCIAL PARTNERSHIPS WITH LEAGUE CHARITY PARTNERS

WE VALUE AND APPRECIATE THE POSITIVE CONTRIBUTION OUR CLUBS MAKE IN THE COMMUNITY

## FAIRNESS

WE TREAT ALL CLUBS AND COMPETITIONS EQUALLY AND GRADE TO INCREASE MATCH COMPETITIVENESS

WE STRIVE TO PROVIDE PARTICIPATION OPPORTUNITIES FOR ALL PLAYERS

WE MAKE DECISIONS BASED ON WHAT IS THE FAIREST AND MOST EQUITABLE OUTCOME FOR ALL STAKEHOLDERS

## EXCELLENCE

WE SET AND DRIVE THE EXPECTATIONS AND STANDARDS OF THE LEAGUE

WE SHARE IDEAS, REVIEW BEST PRACTICE, INNOVATE AND EVOLVE TO CREATE EFFICIENCIES

WE PROVIDE A CONSISTENT AND PROFESSIONAL SERVICE THAT OFFERS SUPPORT AND GUIDANCE WHEN REQUIRED

## INTEGRITY

WE ARE OPEN, HONEST AND TRANSPARENT IN OUR DECISION MAKING WHILST RESPECTING CONFIDENTIALITY

WE PLAY BY AND ENFORCE THE RULES OF THE LEAGUE

WE PROACTIVELY DEAL WITH ISSUES IN A CONSISTENT AND TIMELY MANNER

## RESPECT

WE TREAT ALL PEOPLE WITH DIGNITY AND RESPECT

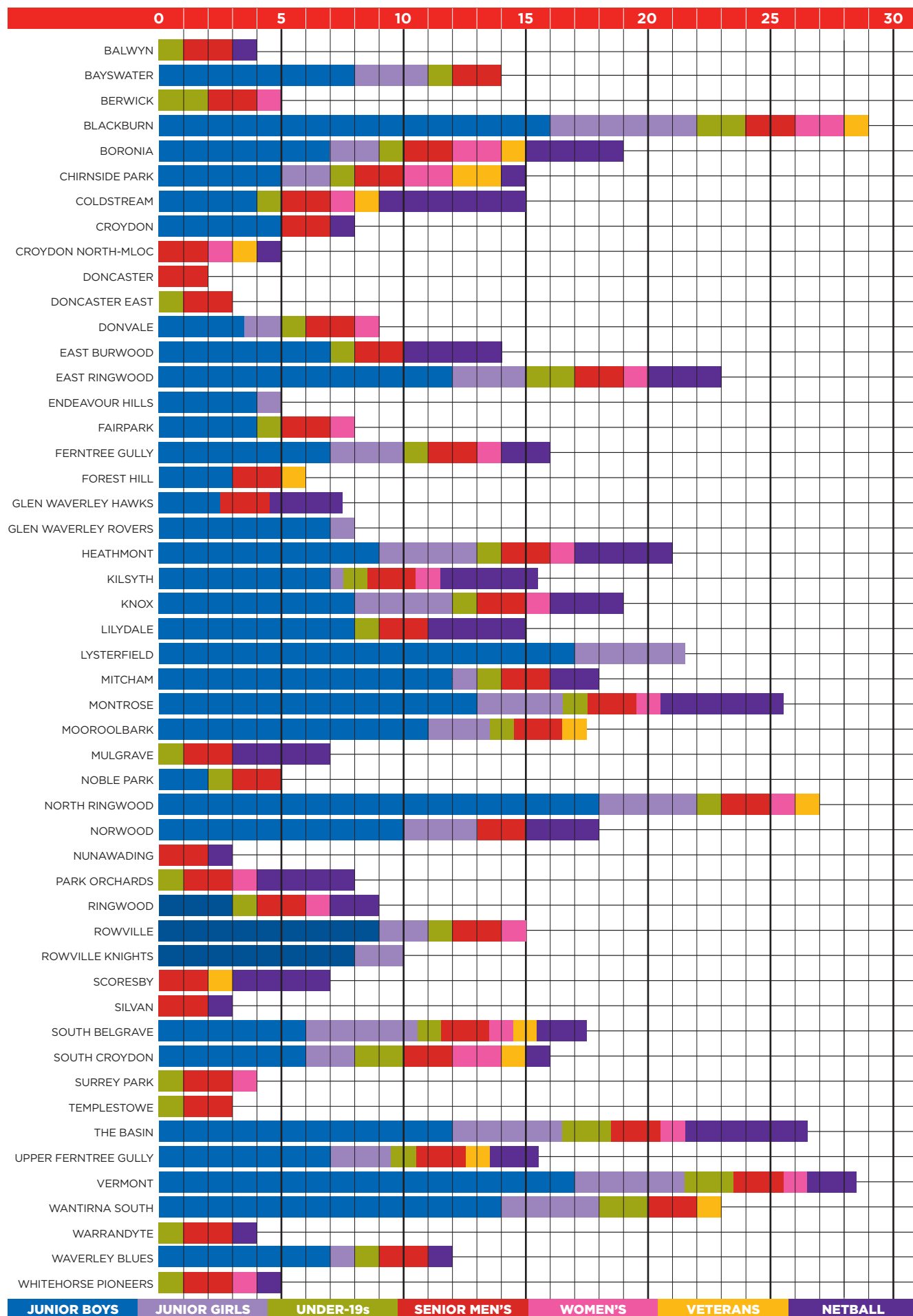
WE PROMOTE POSITIVE ENGAGEMENT BETWEEN PLAYERS, OFFICIALS, UMPIRES AND SPECTATORS

WE COMMUNICATE IN A POSITIVE AND RESPECTFUL MANNER





# TEAM LISTING





# FROM THE CHAIRMAN

## SEASON 2021 - LOCKDOWNS, PROTOCOLS AND RESTRICTIONS

Season 2021 started off with a lot of promise but faltered as the competition headed into the back half of the season. Multiple lockdowns disrupted the momentum of the season and when the State Government confirmed the extension of the lockdown past September and into October/November the writing was on the wall for the 2021 season.

Following consultation with our clubs, other Metropolitan Leagues, and the Boards of each league the inevitable cancellation of the season was officially communicated on the 2nd of September 2021. A disappointing and frustrating outcome for all involved and a bitter pill to swallow off the back of the 2020 non-season.

Heading into season 2021 the League continued to apply a policy of careful cash management, prudent cost control and conservative budgeting, hopeful for a full season but mindful of the potential for further disruption. The aim being to provide confidence that the EFNFL could manage its way through any short-term challenges that may be thrown up by the public health crisis and be able to support clubs where needed.

The League budget was reviewed in detail and non-core costs, all risk related costs and live events were removed for season 2021. This enabled close to \$1m of costs to be removed to balance the books and deal with a potential worst-case scenario which ultimately eventuated.

Government support continued from November to March 2021 via Job Keeper and through the more recent lockdowns the league has been able to access the Business Relief Grants, a fortnightly payment. The League also applied for various other grants available through SRV, AFL Victoria and other Government organisations, with some success.

We are most appreciative of these measures and acknowledge their importance in helping us deal with this unprecedented crisis and maintain financial stability.

The Eastern Region Football Facility Strategy remains active in the East. The objective of the strategy is to assist with prioritising and unlocking millions of dollars of investment into club facilities over the coming years.

We continue to witness significant investment in facility development across venues and will continue to work closely with Local Councils, State and Federal Governments and the AFL to unlock these opportunities.

The League would like to thank Eastland our Naming Rights Partner for their ongoing investment and support of our league, our clubs, and their support of community sport in Melbourne's East. Over the coming months it will be most important that our community supports the Eastland precinct and invest money back into the local businesses who have suffered greatly through the pandemic.

The League would also like to thank our Major Community Partner Bendigo Bank and Major Sponsors BJS Insurance, Deakin University, Yarra Valley Water, Carsales, and SEN 1116. Along with our other valued support sponsors and community partners listed at the front of the Annual Report. Our sponsors are all long-term partners, and we look forward to these relationships continuing for many years to come.





Above from Top L-R, EFNL Board: Tim Finemore (Deputy Chairman), Bruce Atkinson, Leon Bailey, Paul Barlow, David Flintoff, Sue McMillan, Paul Payne (deceased), Kevin Smith, Michelle Stamper.



The league continues to build relationships and awareness through key partnerships and activations. These include TAC Club Rewards Program, Good Sports, ANZAC Day celebrations, Sports Chaplains Australia, Sport & Life Training (SALT), Victorian Responsible Gambling Foundation Love the Game, METEC driver training, Breast Cancer Network Australia, Eastern Health, Fight MND, Pat Cronin Foundation and the Hawthorn Football Club.

Umpiring is critical to the league and an area where we continue to invest in via facilities and coaching staff. We thank the EFLUA and their President Dean O'Neil, the committee and our dedicated coaching group who continued to offer training, support, and engagement to our umpiring group during the season. A brand-new facility awaits the umpires in season 2022.

The Board has an integral part to play in providing the administration with guidance and support particularly in relation to policy formulation, decision making and governance. The public health issue of Covid-19 is an extraordinary set of circumstances thrust upon the league and our clubs. Having board members who are levelheaded, rational, and empathetic to the circumstances and needs of the EFNL community is critical.

I would like to thank the Junior Advisory Committee led by Leon Bailey, who do a terrific job during the junior season liaising with clubs on Sundays and upholding the high standards of our junior competition.

Thank you to the hard-working EFNL team well led by CEO Troy Swainston., This resilient group have overcome many challenges through the past two seasons and continue to deliver a high level of service to our clubs. Roadmaps were produced along with many contingency plans over the season, all developed with the intention of delivering a positive outcome for all participants.

The administration has worked tirelessly to keep clubs informed at every step and be there to support clubs and answer questions particularly in relation to restrictions and protocols. The team are committed to keeping EFNL football and netball accessible and affordable for all participants whilst at the same time providing a superior level of service to our clubs and members.

In closing, a sincere thank you to all the hard-working committee persons and volunteers at our broad network of EFNL clubs. Two extraordinary and very trying years in a row has made things incredibly challenging with many more volunteer requirements brought to bear because of the pandemic. The League acknowledges your hard work and commitment and has greatly appreciated your support, understanding, cooperation and patience during season 2021. Your leadership and contribution to the cohesion and well-being of your clubs and local communities has been commendable. During tough times club volunteers, coaches and committees assume many roles, none more important than the mental health and well-being of everyone involved at the club.



These efforts I trust, do not go unnoticed, and hope to see you return refreshed and ready for a bumper season in 2022.

**GRAHAM HALBISH**  
*Chairman EFNL Board*



## FROM THE CEO

Season 2021 started early and was tracking well for the first half of the season but hit a brick wall at the halfway mark. Thanks to the protocols and various restrictions, the first half of the season was played almost unhindered. It was clear from the outset the League and Clubs were prepared to overcome all obstacles to get a season up, running, and then completed.

Unfortunately, mid-way through the season the first of three lockdowns arrived. In the end these lockdowns and the subsequent extensions forced the cancellation of additional rounds and ultimately ended the season. At time of writing, we are approaching the end of October and Victoria is only just coming out of lockdown with a commitment from the State Government that there will be no further lockdowns, such is our high vaccination rate.

In between the lockdowns there were multiple road map options presented by the EFNL Administration to clubs which involved numerous options for the balance of the home and away season, and finals. This included playoffs for Juniors, knockout finals for Seniors and for some of the larger divisions, extending the finals to a top six, with the goal of keeping as many clubs and participants as possible engaged and to keep the hope of a somewhat regular season finish alive. In the end it wasn't to be, and the season was cancelled on the 2nd of September, a disappointing and devastating outcome following the season 2020 cancellation.

The impact of the pandemic will be felt for many years to come, the mental health and wellbeing toll may not be fully understood or visible for some time. What we do know is that sporting clubs will have a significant role to play in the recovery out of the pandemic. Clubs provide a sense of belonging and are a critical source of engagement and interaction for many within

the community. Club volunteers have done an amazing job over the past two seasons under the most trying of circumstances and the role of a volunteer will be even more important in 2022 as we bounce back.

**2021 WAS STILL A POSITIVE YEAR FOR THE LEAGUE ON ALL MEASURES FROM THE FIVE KEY PILLARS OF OUR STRATEGIC PLAN: CLUBS, PARTICIPATION, COMMUNITY AND PARTNERSHIPS, OPERATIONAL EXCELLENCE AND FINANCIAL MANAGEMENT.**

A key area of focus as we move towards season 2022 is re-engaging those participants that have missed the opportunity to transition into football. With a full team of AFL Victoria Participation Co-Ordinator's in the East there will be a big focus on driving participants from school and Auskick into junior clubs to bolster Under 8 enrolments and then a significant focus on driving team numbers and participants in Under 9's and Under 10's along with girls of all ages.

Female participation via both football and netball was again strong with growth in our Senior Women's competition, which now comprises of four senior divisions, our inaugural Women's over 35's and our Netball competition. Female participation is a key strategic priority focus and the League will continue to strongly support initiatives to increase opportunities for females of all ages to participate in community sport.

The League welcomes the following clubs who will be joining the league for season 2022, the Eastern Devils Football Club, Noble Park Junior Football Club and Beaconsfield Football Club. The Oakleigh District Football Club have also been approved to join the league however at the time of writing SFNL were contemplating a further appeal.



Local councils continue to be the single biggest investor in sporting facilities in our region. Many of our clubs have been the beneficiary of lighting, drainage, and resurfacing upgrades as well as new pavilions. The League is very grateful and appreciative of the investments made by our local councils, the State and Federal Government and the AFL.

Sponsorship and revenue proved incredibly challenging of the back of a cancelled season in 2020. The league worked closely with our sponsors, adjusting commercial terms where required, in consideration of the non-season and that Covid had also negatively impacted their businesses. Thankfully all our wonderful sponsors returned to support the League in 2021 and their commitment to community sport remains as strong as ever.

In 2021 our revenue base was \$1m lower than in 2019 (our last full season) with sponsorship revenue down \$200,000. Government support through job keeper, grants and other business relief funding totaled \$130,000 and AFL Victoria Grant funding was \$80,000. To balance out the loss of revenue the league applied a 'no frills' approach to competition management with the sole focus on keeping participation costs low. The league was able to remove \$1.1m of costs from the profit and loss and not pass on any increases in fixed charges to clubs. Our umpiring group supported the cost reduction initiatives by agreeing to a fixed percentage reduction on pay rates for Under 15's through to Seniors.

We are pleased that through stringent management we ended the financial year with a positive cash result and in a profit position. The league had \$150,000 set aside for finals expenses, so the cancellation of the season spared the League this outlay which would have extinguished the profit. The League debtor position is a credit to the clubs, with no fixed charge money outstanding from the current season and only two clubs owing money from prior seasons, both of whom have made significant reductions on these debts. The reduction in the Player Payment Limits has made a significant difference to our club's ability to meet their financial obligations as they fall due. The league continues to work with our insurer given the reduction in matches played bearing in mind the policy is a claim-based policy (number and type of claims lodged) and not just based on the number of matches played.



The League continues to be served by a talented and high-performing staff whose dedication, commitment and resilience has enabled us to navigate this challenging period. I'd like to thank each of them for their efforts and support throughout 2021. Sport generates much debate, emotion, and passion and at times the staff can be on the receiving end of some strong feedback or opinions. The past two years, trying to interpret, communicate, and practically apply the advice provided by the State Government to clubs so as not to overwhelm has been added into the mix. A special shout out to our Commercial Manager Mark Freeman who leaves the league after 15 great years of service.

The EFNL Board, Junior Advisory, EFL Umpires Association, our umpires, EFL Trainers Association, our club trainers, Tribunal and League Investigators, Appeals Panel, Interleague Coaches and Officials and our Media team all play a key role in the smooth-running of the League. Your contributions are greatly appreciated, and the league looks forward to working with you all again next season. The league also welcomes four new life members.

Finally, thank-you to all the wonderful volunteers across the EFNL, your patience and understanding whilst working through the challenges of the season has been very much appreciated. Consultation and communications with our clubs has been at the centre of all our decision making.

Thank you to all the Club Presidents, Committees, and volunteers for your efforts in getting your teams back onto the field. The desire of all clubs to keep the season alive was evident and reflected in the multiple meetings and changes to the season structure. All clubs were eager to see an outcome for the season, unfortunately it just wasn't to be.

After a couple of tough years, we have a commitment from the Premier that there won't be any more lockdowns and the state is on track to hit 90% vaccination rate. Onwards and upwards.



**TROY SWAINSTON**  
Chief Executive  
Officer

# FOOTBALL OPERATIONS

**2021 THREW US YET ANOTHER CURVEBALL TO CONTEND WITH AND THE WAY THE SEASON ENDED WAS CERTAINLY NOT THE WAY WE WANTED IT TOO.**

Through countless challenges and multiple restructures of competition fixtures the line was eventually cast through the season in early September.

Whilst it was unfortunate for the season to end this way the league is grateful for the highlights of the 2021 season.

## **BERWICK WELCOMED IN**

After a long wait time Berwick were finally able to take the field at home against Noble Park in Round One – The Wickers inaccuracy cost them their first win of the year in a close encounter.

The game proved that the decision for the new side to take straight to Premier Division was the right call and Berwick didn't have to wait too long for a win, securing an unlikely first victory against the fancied Balwyn away from home in Round Three.

With a strong Under 19's program and a growing Women's sector, Berwick will continue to consolidate themselves in the competition year on year.

## **COMPETITIVE BALANCE**

Whilst Vermont was eventually crowned Minor Premiers in Premier Division Senior Men's, that Division saw its most even competition in years with the average winning margins coming down considerably on previous seasons. Division Three also saw a major downturn in average winning margin.

	2018	2019	2021
Premier	42	44	33
Division 1	43	25	41
Division 2	46	32	43
Division 3	46	58	33
Division 4	52	89	82

In Senior Women's football Division Two was the tightest, however across the competition 50% of games were decided by under four goals. The adjustments made to grading during the season certainly assisted in supporting competitiveness whilst also assisting those who were struggling.

	Premier	Div 1	Div 2	Div 3
2021	36	29	27	46

The league will continue to spend time preparing grading for 2022 that will ensure competitive balance

meaning that re-grading may not be required. The impact of re-grading on the fixture makes it hard for clubs to plan – something we are keen to curb moving forward.

## **UNDER 19'S**

Over the off-season the league confirmed the allowance of Under 20's players to enjoy another season of underage football in 2021. This was mainly due to the impact of the missed season and the flow on of players over the higher age groups.

We had record numbers of Under 19's teams with more clubs than ever fielding second teams. Once again the league soft-graded the Under 19's with a number of teams playing outside of their senior aligned Divisions. The willingness of clubs to compete at a higher level allows the league greater flexibility in grading and fixturing as well as adding to the competitiveness of the competition.

## **EVER SHIFTING GOALPOSTS**

Clubs continued to adapt and remain agile in the face of changes to the 2021 season.

Through various memos, online and voice calls we endeavoured to keep clubs up to date with all the latest information.

Our clubs ensured that they stayed on top of fixture adjustments as well as moves in Player Points and Payment limits because of the missed rounds during the season.

We remained vigilant where possible to COVID rules and restrictions and put in place all possible precautions to ensure community football could continue.

## **SENIOR WOMENS GROWTH**

Another handful of clubs joined the fold in Women's football, this number is expected to grow again in 2022.

Coldstream, Fairpark, Surrey Park, Montrose, Ringwood, Kilsyth and Berwick all fielded teams for the first time, benefited by the year hiatus, which gave clubs a chance to continue to build on their numbers.

Through the hard work of Chirside Park, Blackburn, Mooroolbark/ East Ringwood the league was able to establish the inaugural EFNL Womens Over 35's competition.

The three-team competition ran the length of the season and was adjusted to maximise the amount of football played. We would like to thank these clubs for the efforts, passion, and commitment to getting the competition off the ground.

We are already looking at ways to build on this in year two and beyond.

## **EFNL & VAFA ALIGNED VETERANS**

Over the last few seasons, the league has been looking at ways and means to introduce Divisional football into the Veterans competition to increase the competitive and in turn the enjoyment for all.

Through a relationship with the VAFA the league was able to establish two Divisions encompassing mostly EFNL clubs along with four (Canterbury later withdrew) VAFA teams. Congratulations to Coldstream (Division One) and Oakleigh (Division Two) who were crowned Minor Premiers in their respective Divisions.

## **CONGRATULATIONS**

Whilst it certainly wasn't the way that players envisaged their successes in 2021 congratulations to those clubs awarded Premiers or Minor Premiers trophies. Further to that those players who were awarded individual honours – Best and Fairest, Goal Kicker/ Shooter and/or SEN/ Deakin Uni Teams of the Year.

## **THANK YOU**

The league wouldn't be what it is without the support of clubs and in particular the hard work of club administrators who worked tirelessly to jump every hurdle put in front of them in 2021.

To players who consistently prepared themselves for unknown return dates and on short time frames, your commitment to your clubs and this season has not gone unnoticed.

Finally on a personal note thanks again to Troy and the rest of the staff for their amazing efforts throughout these last two – tricky – years.



**DYSON BAKER**  
General Manager –  
Football Operations





# JUNIOR FOOTBALL

**THE 2021 EFNL SEASON WAS UNLIKE ANY OTHER. AFTER COMING ON BOARD IN EARLY FEBRUARY AFTER A YEAR OFF IN 2020, THE BUZZ AMONGST THE EFNL AND ITS MEMBERS TO GET OUR POST-COVID (WINTER) COMMUNITY SPORT LIFE STARTED WAS PALPABLE.**

It was a baptism of fire early as Junior Football Manager, having to learn the role and get acquainted with the lay of the land whilst also handling the usual state of business at that time of year was a steep learning curve. The first order of business for myself was to meet and get to know all the Junior Club committees as soon as possible and this started with a series of group meetings with our clubs to discuss our intentions and changes for the new year.

There was certainly some sharpening up to do after a year hiatus and multiple changes to the competition operations were implemented. Our first year as sole operators of the Girl's competition, Nine v Nine Under Eight and Nine competitions, COVID compliance and a change to 16-a-side games were among the more significant introductions in 2021.

Team nominations started and like many other leagues we saw a significant drop off in participation due to the lost COVID year, however allowances were made throughout to ensure we achieved our goal of getting as many kids back on the field playing football as possible.

Junior Interleague also returned, with a renewed trial process of 60 boys and 40 girls total gathering for the annual camp in the April school holidays at Heathmont's HE Parker Reserve. This continued with a fluid selection process over the coming weeks, and whilst the disappointment of not having the AFL Vic Junior Development Series over the Queen's Birthday Weekend hit hard, the wait was finally worth it in July when the EFNL went 9 and 1 against the Northern Football Netball League and South Metro Junior Football League. I would like to congratulate our players and staff on the way they represented the league over this period and make mention of all the volunteers who made it possible – particularly Mitcham, Kilsyth and Heathmont Junior Football Clubs for hosting games and training sessions respectively.

While we were only able to momentarily get back on the field to play Round 11 and 12 after this point, it was amazing to see the smiles back on faces at Junior Football. It was a truly remarkable feat that in the uncertainty of the past 18 months, the EFNL was able to complete 12 of 14 Rounds, name Premiers and recognise a full slate of Junior Award Winners.

The 2021 season was certainly a challenge for all involved however the achievements of the league and its clubs would not have been possible without the great work done by its members. A special thank you to Troy Swainston and Dyson Baker for making my transition to the new role that much easier, and to Mark Freeman who is departing the league after 15 years of service. The league is better for having had Mark involved.

To Sean Clarke, Peter Carey, Petra Keogh, Matthew Fotia, and all of the leagues stakeholders who work tirelessly each week to give kids the best experience possible, thank you for all your help.

Most importantly to the players and their families, your resilience and unwavering dedication to football will be rewarded in 2022. We can't wait to see you again soon!



**COREY MAYNARD**  
Junior Football  
Manager



# NETBALL

**THE 2021 EFNL NETBALL SEASON WAS - AGAIN - A SEASON LIKE NO OTHER. THE CHALLENGES OF NAVIGATING STOP-START COVID LOCKDOWNS, VENUE DENSITY LIMITS AND MASK RULES ADDED COMPLEXITY. I AM PROUD THAT DESPITE THESE CHALLENGES, WE MAXIMISED EVERY OPPORTUNITY FOR TEAMS TO COMPETE.**

From a participation perspective, the pandemic did not negatively effect our netball competition. In 2021, 82 teams from 32 Senior Clubs competed in eight divisions. In our last full season in 2019, 83 teams participated. Our professional management of the competition and continuous engagement of players through social media has ensured EFNL netball continues to thrive. In 2022, additional clubs will be joining our competition and we have plans in place to expand the league by up to 20% (104 teams), launching veterans and mixed netball divisions.

2021 was also a milestone for diversity. This was the first season played under our new League name, celebrating the contribution of netball to our clubs' success and the engagement of women in sport.

## SEASON OVERVIEW

The season started with hope and excitement given the long lay-off through 2020. We played six rounds before the first COVID lockdown. Stop-Start lockdowns continued through the season forcing us to re-fixture and restructure our competition, eventually giving us no option but to draw the line through an incomplete season. In all, nine rounds were completed out of the planned 15, enough to announce and celebrate minor premier winners across all divisions.

Playing an indoor sport during a pandemic definitely had its challenges.

Dynamic changes to venue caps, the introduction of venue Covid Marshalls and necessary adherence to sanitisation protocols and mask rules added complexity to the management of the competition. I would like to thank the players, supporters, coaches, umpires and venue managers for being flexible and resilient, particularly during the three rounds completed under very heavy venue capacity and Covid restrictions.

## VENUE PROCUREMENT

Our venue engagement and management work continues to pay off. We secured four high quality netball venues for 2021:

- Waverley Netball Centre
- HE Parker
- Fairhills Secondary
- Oxley Stadium

In all, 13 high quality indoor courts were at our disposal.

For 2022, these venues have been re-confirmed and we are confident our league expansion can be managed within the existing venue capacity.

Redevelopment work at the Knox Regional centre has been delayed due to COVID. The new venue (four indoor courts) is expected to be ready for our 2023 season and we have agreed with their management team that the facility will be available for EFNL netball for that season.



## SPONSORSHIP

Despite the cancellation of season 2020 and the shortened 2021 season, our major sponsors remain committed to EFNL netball. Their continuing support highlights the value they see in the opportunity to engage a high number of women in the community through our competition.

- Bendigo Bank remain our major netball sponsor, with competition naming rights
- Gilbert Netball have confirmed their continuing sponsorship through to at least the end of 2022.
- Eastland continued with their support, providing prizes and incentives to players and umpires
- Sportsco, Boob Armour and Temelli Jewellery have joined EFNL as sponsors of prizes and events – these prizes are a fantastic participant engagement tool for EFNL.

## COMPETITION WINNERS

After nine rounds of highly competitive netball this season, played in great spirit, I would like to congratulate the clubs awarded Minor Premier trophies.

## EFNL Netball Minor Premiers 2021

Premier	Boronia
Division 1	East Ringwood
Division 2	Croydon
Division 3	Coldstream
Division 4	Glen Waverley Hawks
Division 5	Knox
Division 6	Balwyn
Division 7	The Basin

## INDIVIDUAL WINNERS

I would also like to recognise and congratulate our individual winners for Leading Goal-Shooter and Best and Fairest awards and to our netballers that were selected in the Bendigo Bank Premier Team of the year, a massive congratulations on your achievement.

## SPECIAL MENTIONS

Without the people who work behind the scenes, this netball competition would not exist. I would like to take the opportunity to thank the people who work hard week in, week out to make EFNL Netball the success it is.

The biggest thank you to our Umpire Manager, Raechel Richards who ensured the appropriate umpires were allocated to every game and continued to focus on umpire development through her mentoring and coaching. Raechel also managed to appoint Umpire Mentors at each of our venues so that our umpiring group received the necessary support they required on game day.

A special thanks goes to Josh Hudson who stepped in this year to assist with the netball competition and became the face of EFNL Netball on a Friday night. You are an incredible addition to our team and your worth ethic does not go unnoticed. Thank you!

Another group of special people that our competition can't survive without is our amazing Venue Managers, Alice Cook, Staci Ball, Brad Keats, Stephanie Missos, Cory Roberts and Karin Sansom who ensured our competition ran smoothly. They always remained incredibly resilient and positive working in an environment that had varying regulation and safe plans each week.

Last but not least, thank you to the clubs and their players for helping us navigate through a pandemic and continue to make EFNL Netball a quality competition – we will be back bigger and better in 2022!



**PETRA KEOGH**

*Netball, Events  
and Administration  
Manager*



# MEDIA

## WELL, WE ALMOST GOT THERE.

After no Football or Netball in 2020, the entirety of the Eastern Suburbs sporting public was eager to launch into a big Eastern Football Netball League season in 2021, and as all my colleagues have written, things looked rosy for the first few months, before the strength of the pandemic infiltrated Fortress Australia, forcing us in and out of hibernation for yet another Football and Netball season.

That doesn't mean we weren't able to make some strides in the Media space.

2021 saw the EFNL continue its media evolution, from forerunners in the early 2000's with our radio and tv presence, to the increased online and video production in the 2010's to the current day model, which dived further into the social media wormhole.

With more engaging and frequent posts, alongside the foundation of news and league updates, we were able to make big strides in our following on Facebook and Instagram in particular (since November 2020), increasing our Facebook following by over 1,500 to 20,725 and our Instagram by 3,250 to 11,500.

The move to more social media use was both by design and by necessity.

The ongoing health restrictions, even when the state was relatively Covid free, meant that events such as the Season Launch had to be adapted. That event, usually held at Deakin University in Burwood, changed to an interview-based pair of videos, shot on the trusty iPhone in our office.

Our in person Best and Fairest night was also castaway in 2021, with vote counts and award announcements pushed online, with great engagement and receivership. Ideally this won't be the norm going forward, but it does show how easily we can make these events more accessible to everyone.

Our Match of the Round Coverage also changed up in 2021, with games streamed on Facebook as well as YouTube, making games a lot easier to find for a larger proportion of the EFNL community. This accessibility was particularly important when exiting lockdowns, with clubs did not allow their normal crowds and the demand for the EFNL Match of the Round skyrocketed!



All games were also broadcast on SEN+ and Radio Eastern 98.1. This meant folks anywhere in the world with some Wi-Fi or 4G reception could tune into the coverage via the SEN app and for those at the game or in their cars elsewhere, the trusty FM dial kept them in the loop as well!

Whilst we still used the magnificent SEN studios for the EFNL Sunday show, we were able to record our mid-week podcast from the leafy Eastern Suburbs, with a new makeshift podcast studio inhouse at the EFNL office.

Working with the trusty RodeCaster Pro - setup by Leigh Green from LKLM Media - we were able to record high quality podcasts without driving into the city. It also meant guests were more readily available to be in the same room as us given the closer location, which helped create a more engaging conversation and therefore listen.

We plan to have the studio decked out with Soundproofing soon, meaning our sound will only become better and better.

Our increased social media content production saw a bigger focus on the female side of our competition, with the Women's Football Ladders, Goal-kickers and Fixtures published each week along with the Weekly Preview and Review, written by our Female Football Expert Tash Gunawardana.

This went alongside our Netball coverage, with the Netball Ladders and Goal-Shooters promoted every week, along with the Netball Review.

It's important we get to know the Netball side of our competition more and more and we were able to do this somewhat in 2021 with feature stories on Knox's Nikki Whitten and Mulgrave's Jessica Hoskin. Hopefully in 2022 and beyond we can dig deeper into the plethora of Netball stories in the EFNL community.

Another major asset to the EFNL's media coverage in 2021 was the sheer volume and quality of photos provided to us by Jo Fairy, her team at Field of View Sport Photography and Davis Harrigan (Davis Harrigan Photography).

Each week over 200 photos from across the EFNL were sent across to me to publish via social media and they were routinely our highest engaging posts.

This is another area that we want to build on in the future, looking to get more junior and female action captured as we continue to showcase the incredible athletes of the EFNL.

I can't thank Jo, the entire Field of View team and Davis for their high-quality work.

The heart of the EFNL's peerless media coverage of course is still the army of volunteers that make up our Media Team, writing, talking, calling, analysing, and more or less breathing EFNL football.

To Ben Warren-Smith, Leigh Green, Brett Beston, Bruce Prest, Damian Watson, Davis Harrigan, Gavin Casey, Jared Beanland, Josh Ward, Matt 'Spider' Lee, Ray Baird, Ryan Long, Steve White, Tyson Popplestone, Noel McPhee, Tash Gunawardana, Wayne Brasher, Will Lawrence, Mitch Turner, Arian Odza, all of the LKLM Media camera operators and Sportscast's editors, thanks for everything you do for me and the League, it wouldn't be the same without you.

To Troy Swainston and the rest of the EFNL Staff, I can't thank you enough for helping me with any task/query I have. No doubt my head popping around the corner asking for a niche piece of information from the weekend is quite annoying, so thanks for both the material and for not routinely ripping my head off on those cold Monday's.

Finally, to big Freeze (Mark Freeman), who is leaving the EFNL after a decade and a half of service, it's been a pleasure working closely with you over these past 24 months. I'm sure you'll do a fine job at Cricket Victoria and luckily for me, I'm sure I'll still see plenty of you over the summer months.



So, until next year,  
yours in football and  
netball,

**MATTHEW FOTIA**

*EFNL Media Manager*





# TRAINERS

**FOR THE EASTERN FOOTBALL LEAGUE TRAINERS ASSOCIATION SEASON 2021 HAS SOMEWHAT MIRRORED LIFE SO FAR THIS YEAR. IT HAS HAD ITS UPS AND DOWNS AND CURRENTLY AS I WRITE THIS PRESIDENTS REPORT WE ARE ONCE AGAIN IN LOCKDOWN.**

In 2020 we identified several objectives which we were looking to achieve in 2021 and with a good start to the year we were able to again run our Season Launch at the Montrose Football Netball Club. We embraced the new Covid rules and limits on attendees by limiting numbers at the venue and experimented with Zoom for the other attendees.

The 2021 Committee had been working hard over the preseason and we had planned and put in place a few initiatives for the 2021 season.

We were able to complete some such as:

- Free Membership for all Junior Trainers for season 2021, Seniors Membership remained at pre Covid amount.
- Increased our information sessions to Basic Taping, Advanced Taping, Concussion Information and in conjunction with Knox Private Hospital had a well-attended Information night at Knox Private.
- Facilitated a successful Concussion Information Session with over 100 attendees at Heathmont SFC.
- Assisting with Junior Interleague by supplying Trainers for some of the games.
- Early AGM (August) to try and increase Member's interest in the Association.

We also had the following as areas to improve on:

- Providing a Level 1 Sports Trainers Course for Allied Health Professionals.
- Improve our Members database with accurate contact details.
- A focus on Trainer of the Year award for 2021.
- Update the EFLTA Life Member By Laws
- Increase our Committee numbers from ten to twelve

Our 2021 Committee was made up of 10 members with most being Sports Trainers at Clubs. We did not achieve our goal to get to 12 Committee members but this will remain a goal for the 2022 season. We did however welcome Chris Bayne from East Burwood Juniors.

Further I would like to acknowledge all of our Committee for their hard work and efforts during our second difficult season of Football.

First Aid Management ran our Trainers Courses for 2021 and some early courses were able to be completed.

First Aid Management offered 5 courses:

- HLTAID009 - Provide Cardiopulmonary Resuscitation (CPR)
- HLTAID011 - Provide First Aid (Level 2)
- Sports Trainer (Level 1)
- Emergency Response Coordinator (ERC)
- Sports Trainer Level 1 Re-Accreditation

Thank you to Troy Swainston and his team at the EFNL, they have always assisted the Trainers Association when we have requested information and have made EFNL House available for Committee Meetings and Training sessions.

Thanks needs to go to numerous Clubs for their use of their facilities during 2021 and they are Montrose Football Netball Club, Heathmont Senior Football Netball Club and Ringwood Senior Football Netball Club.

Season 2021 again has been difficult for everyone whether you have been involved with football or not and there will be numerous challenges going forward not only for our League and the Trainers Association but also our Clubs.

Again season 2022 will difficult and we will all need to keep well and do our best for our Members, our Clubs, and our League.

I wish you all a safe remainder of 2021 and look forward to seeing you in 2022.

**NEILL CARBOON**

*EFLTA President*



# UMPIRING

**AFTER MISSING AN ENTIRE SEASON IN 2020, WE WERE UP AND RUNNING IN 2021 WHEN THE SEASON KICKED OFF ON APRIL 10 BUT UNFORTUNATELY, THERE WERE SIGNIFICANT DISRUPTIONS THAT IMPACTED THE COMPETITION AS COVID-19 ONCE AGAIN FORCED THE SEASON TO END PREMATURELY WITHOUT FINALS BEING PLAYED.**

It is disappointing that so much football – and netball – has been lost over the past two years and we again face the challenge of regrouping and have another go in Season 2022. There will be a concerted effort to drive umpire registrations for next season earlier than this year while also reaching out to retired players to see if they are interested in transitioning into umpiring.

Community football, as we knew it, looks different at the present time and many elements that we took for granted were not possible this year due to the shortened season and cancellation of the final's series. We missed the functions that generally occurred during September to celebrate our season of umpiring – The Last Bounce and Junior Grand Final Appointments and Awards Night. These are important events that recognised the achievements of umpires during the season and allowed us to celebrate, as a group, our season overall.

Next year will see us in brand new facilities back at Springfield Park which will be very exciting for everyone.

After the cancellation of the 2020 season, it was great to bet back onto the field and umpiring footy again in 2021. One of our biggest challenges was how many umpires (across all disciplines) would return to umpire in the EFNL in 2021. Some may have found alternative pursuits on a Saturday afternoon during the Covid-19 crisis and may have decided not to return to umpiring at all.

Umpire registrations were slow during January, February and March in the Seniors but very healthy in the Juniors with an increased number of 1st year umpires registering. This certainly impacted appointments in the Seniors in the early rounds of the season which saw an average of 92 umpires available to officiate on Saturdays and this resulted in an average of 36 umpires doubling up.

On the back of this, we advertised heavily to recruit umpires in all disciplines to boost our numbers. This saw several umpires return to the EFNL after time away which resulted in significant improvement at the back end of the shortened season with an average of 99 umpires available to officiate on Saturdays which resulted in an average of 30 umpires doubling up.

While drafting the appointments each week for the Seniors was an extremely challenging task based on availabilities initially, coupled with the number of declines after the appointments were released on Wednesday evening, we always found a way to have field umpires appointed to each game and boundary and goal umpires appointed to most games.

The support of the Senior Umpiring panel made this happen with many multi-discipline umpires accepting double-ups in the field in the Under 19's and Reserves without question prior to running the boundary or waving the flags.



We could not have achieved this if we didn't have such a supportive and committed group – well done and thank-you to all.

This season saw 'opportunity' provided to umpires in all disciplines and this will continue to be our focus for next year also. There were numerous debuts in field umpiring in the Under 19's and then Reserves and over 20 umpires debuted in senior football, with some officiating in Premier Division for the 1st time. This focus was also supported in the boundary and goal disciplines.

Several junior umpires made their debut in Under 19's, officiating with experienced umpires as mentors and their improvement as the season progressed was significant. This experience will give them the foundation to continue umpiring at this level next year and, hopefully, progress further into Reserves and Senior football.

Retaining our experienced umpires is a key to the quality of our performances as a club; it is also the most significant challenge we face.

This applies equally across all disciplines as we look to bring on the young umpires we have attracted and developed through the Flags & Whistles program run by Sean Clarke, Graeme Meredith and Gerard Bolton.

We need to actively encourage umpires to register for the next season, and to do so as early as possible after registration opens.

I would like to thank Bruce Onken (Senior Field coach), Nathan McDonald (Assistant Senior Field coach) Trevor Finch and Des Seaton (Boundary coaches) & Warren Sidebottom and Peter Baldry (Goal coaches) for their outstanding contribution, dedication and leadership shown throughout the season with their respective groups - the work they all did in creating and then supporting opportunities for umpires to develop was exceptional in a very difficult season.

And thanks to Mal Cree (fitness advisor) for preparing the umpires each week and Bobby Collins (trainer) who got numerous injured umpires back umpiring again during the season.

The EFLUA have also been very supportive of myself, the coaching staff and the umpiring panel(s) so a big thank-you to Dean O'Neill and the association office bearers.

The Junior appointments had problems of their own with ground allocations unknown until mid-week and many, many stand-alone games impacting where umpires were appointed. Umpire availability was a constant concern as was the number of declines after appointments were released each week. Several senior umpires assisted by umpiring on Sundays and, hopefully, a few more putting their hand up next year to help, will alleviate some of the pressure that mounts each week to cover all the junior appointments.

But again, Sean Clarke found a way to pull it all together and the time and dedication he put into making it all happen, with the assistance of Graeme Meredith and Gerard Bolton, is outstanding and is greatly appreciated. The expertise in coaching, mentoring, and developing that they provide to the panel of junior umpires through the Flags and Whistles is enormous and results in many talented young men and women graduating to the senior panel as very good umpires.

I would also like to thank the EFNL Board, Troy Swainston (CEO), Dyson Baker (General Manager - Football Operations) and the EFNL Admin team comprising Petra Keogh, Mark Freeman, Corey Maynard, Matt Fotia and Josh Hudson for their support this season.

In closing, I would like to extend an enormous thank-you to all EFNL umpires whose commitment, dedication, and support in such a difficult season is what defines this club and contributes to its success – well done.



**PETER CAREY**  
Head of Umpiring



# YEAR IN REVIEW

## JANUARY

With 2020 well in the rear-view mirror, clubs begin to plan with confidence for season 2021, with the final volunteer, committee and coaching roles being filled across the Eastern Football Netball League, whilst transfer activity also hits full swing as sides look to hit the ground running.

## FEBRUARY

Former AFL and NBL athlete Corey Maynard begins as Junior Football Manager and the League welcomes new partners Knox Private Hospital (KPH), who provide trainers with the opportunity to upskill and EFNL players better access to their facilities for gameday injuries. Victoria enters a five-day lockdown – and it only lasts five days – causing pre-season training to cease.

## MARCH

The TAC announces their Club Rewards Program for season 2021, which would see \$1.3 million invested into community football. Restrictions see the EFNL Season Launch move to video format and all EFNL fixtures are completed as the season creeps closer.

## APRIL

Winter community sport returns to the Eastern suburbs in early April, with Divisions One to Three beginning on the 10th of April, along with the junior competitions, with the remaining competitions taking flight the following weekend.

Mitcham announce their return to the second tier with two big wins in their first fortnight against Wantirna South and Montrose, Coldstream's Darcy Fritsch makes headlines with a haul of 20 against Kilsyth, The Basin surprise in Round One with a comfortable win over Heathmont, Glen Waverley and Scoresby start their year with a draw and Noble Park spoil Berwick's party, winning an enthralling battle in the Wicker's EFNL debut in front of a healthy crowd at Edwin Flack Reserve.

Morton Park hosts a Football Bonanza on Anzac Day, with five games of football played across their two grounds against South Croydon, with each side fielding Senior Men, Reserves, Under 19's, Premier Division Women's, and Division Three Women's.

## MAY

Berwick opened their EFNL account in May in a major way, knocking off 2019 Preliminary Finalist Balwyn at home, announcing themselves to the Division in the process. May was a month of firsts it seemed, as Croydon North MLOC grabbed their first ever Senior Men's win defeating Nunawading in style.

The Basin and Blackburn Women's side remain undefeated in Division One and the Premier Division respectively and Warrandyte move to the top of Division Three with a comfortable win over East Burwood at home.

The Month ends with Victoria heading back into lockdown on the 27th of May and all EFNL competition and training stops.

## JUNE

The EFNL announces an updated season roadmap following the announcement of the lockdown with the stated aim of maximising the number of games played for every EFNL member. The Junior Interleague Squads are finalised ahead of the AFL Victoria Junior Development Series. The EFNL performs well, winning nine out of 10 games against the Northern Football Netball League and South Metro Junior Football League, with all home games played at Mitcham's Walker Park.

EFNL Competitions return on June 19th in front of limited crowds as Ringwood win back the Parker Cup at home and Doncaster surprise Norwood at home in a low scoring encounter. Rowville defeat North Ringwood comfortably but are brought back to earth the following week as Balwyn livewire Charlie Haley kicks 10 as the Tigers rout the Hawks.

## JULY

Norwood created EFNL history on July 3, becoming the first side to wear an Indigenous Jumper on a landmark day. The Jumper was the brainchild of Senior Player Jamie Bennell and includes symbols of Jamie's journey from Western Australia to Victoria, teammate Tristan Tweedie's own personal journey, plus boomerangs which symbolise the strengths of the players and the connections that make up the Norwood community.

Bunjil, the wedge tailed eagle (eagle-hawk) is also pictured, which is Tristan's totem. It is the creation spirit for the land of the Wurundjeri people and for the land that the Norwood Football Club is located on. Norwood produce a performance worthy of the occasion, defeating South Croydon to consolidate their spot in the top four.

Once again Victoria enters lockdown on the 15th of July and the EFNL Season Roadmap changes again.







## AUGUST

EFNL action returns for a third time in Season 2021 on the weekend of July 30th - August 1st, outside of the top two Senior Men's Divisions, and Heathmont showcased their premiership credentials with a tough win over South Belgrave, East Burwood get their revenge on Warrandyte, Silvan re-enter the finals conversation with a win over Forest Hill and Chirnside Park pinch top spot from South Croydon in the Women's Division Three.

The EFNL Final Venues are announced, followed by a statement that Victoria is heading back into lockdown, and the EFNL Season Roadmap changes once again.

## SEPTEMBER

Despite the best efforts of the League Administration and its clubs, the EFNL Season is officially cancelled on September 2nd. The League decides to award Premierships for the Senior Women's and Junior competitions and Minor Premierships to all other competitions, based off the percentage of rounds completed.

Vermont, Park Orchards, Ringwood, Warrandyte, and Coldstream take out the Men's Minor Premierships, Blackburn, Ferntree Gully, Ringwood and Chirnside Park take out the Senior Women's and Boronia,

East Ringwood, Croydon, Coldstream, Glen Waverley, Knox, Balwyn and The Basin finished on top of the Netball Divisions.

Awards are taken to the social media, with the Team(s) of the Year and Best and Fairest's drip-fed across the last fortnight in September. Norwood's Blake Pearson and Vermont's Lachlan Johns share the Chandler Medal in one of four ties across the Senior Competitions, with Scoresby's Paul Chadwick and Warrandyte's Ryan Phillips splitting the Perc James Medal, Julia Baker (The Basin) and Isabelle Pollock (Park Orchards) tied for the Women's Division One honour and Boronia pair Lauren Buckingham (Woodgate) and Haylee O'Shea taking home the Premier Division Netball Medal.

The EFNL announced the arrival of two new clubs into the League, with Noble Park Junior Football Club joining their senior counterparts in the East, whilst Women's Club the Eastern Devils also confirmed their move into the EFNL.

## OCTOBER

Mark Freeman leaves his post as EFNL Commercial Manager on October 22nd after 15 years of excellent service to the community to take up a role at Cricket Victoria.

Berwick, Mulgrave, East Burwood, Waverley Blues, Upper Ferntree Gully, Surrey Park, Balwyn, East Ringwood, The Basin, Ferntree Gully, Warrandyte, and Lysterfield were some of the lucky clubs to receive funding from the TAC Club Rewards Program, collecting over \$65,000 funding between them.

Beaconsfield Football Club are confirmed as another new EFNL club moving over from the AFL Outer East. The Eagles will slot into Division One following an undefeated year in the Outer East's Premier Division.

Southern Football Netball League side Oakleigh Districts have signalled their intentions to join the League, with their application pending at time of writing.

## NOVEMBER

The Financial Year End Audit is prepared and signed off.

## DECEMBER

The EFNL Annual General Meeting is held on Wednesday 8th of December.



# TEAMS OF THE YEAR

## BENDIGO BANK NETBALL TEAM OF THE YEAR

**Captain:** Lauren Buckingham (Woodgate) - Boronia

<b>Goal Keeper</b> Haylee O'Shea (Boronia)	
<b>Goal Defence</b> Caitlyn De Garis (East Burwood)	<b>Wing Defence</b> Rebecca Subbiah (Boronia)
<b>Centre</b> Seline Fotia (Lilydale)	
<b>Goal Attack</b> Lauren Buckingham (Woodgate) (Boronia)	<b>Wing Attack</b> Lisa Blenheim (East Burwood)
<b>Goal Shooter</b> Shae Gee (Boronia)	
<b>Bench</b> Jessica Teunissen (Knox) Rachel Craig (East Burwood) Belinda Williams (East Burwood)	

## EASTLAND DIVISION ONE MEN'S TEAM OF THE YEAR

**Coach:** Dennis Armfield (Park Orchards)  
**Captain:** Billy Dickson (Croydon)

<b>Back Pocket</b> Luke Tynan (Upper FTG)	<b>Full Back</b> Dylan Belo (East Ringwood)	<b>Back Pocket</b> Campbell Cromb (Park Orchards)
<b>Half Back</b> David Lang (Wantirna South)	<b>Centre Half Back</b> James Blanck (Park Orchards)	<b>Half Back</b> Billy Dickson (Croydon)
<b>Wing</b> Andrew Carter (Croydon)	<b>Centre</b> Austin Smith (Mooroolbark)	<b>Wing</b> Connor Weightman (East Ringwood)
<b>Ruck</b> Beau Mitchener (Lilydale)	<b>Rover</b> Lincoln Wong (Wantirna South)	<b>Ruck Rover</b> Kane Noonan (Mooroolbark)
<b>Half Forward</b> Aaron Mullet (Mooroolbark)	<b>Centre Half Forward</b> Kane Keppel (Park Orchards)	<b>Half Forward</b> Connor Hickey (Park Orchards)
<b>Forward Pocket</b> Mitch Davis (Montrose)	<b>Full Forward</b> Riley Costantino (Croydon)	<b>Forward Pocket</b> James Belo (East Ringwood)
<b>Bench:</b> Hanin Mundy (East Ringwood) Jesse Uren (Mitcham) Ben White (Bayswater) Kurt Lopo (Bayswater)		

## EASTLAND PREMIER DIVISION MEN'S TEAM OF THE YEAR

**Coach:** Steve Hughes (Noble Park)  
**Captain:** Lachlan Johns (Vermont)

<b>Back Pocket</b> Nicholas Evans (South Croydon)	<b>Full Back</b> Kris Pendlebury (Balwyn)	<b>Back Pocket</b> Robin Nahas (North Ringwood)
<b>Half Back</b> Tristan Tweedie (Norwood)	<b>Centre Half Back</b> Ryan Morrison (Noble Park)	<b>Half Back</b> Simon White (Doncaster East)
<b>Wing</b> Daniel Cooper (South Croydon)	<b>Centre</b> Kyle Martin (Noble Park)	<b>Wing</b> Alex Greenwood (Vermont)
<b>Ruck</b> Jake Spencer (Doncaster)	<b>Rover</b> Lachlan Johns (Vermont)	<b>Ruck Rover</b> Jackson Sketcher (Noble Park)
<b>Half Forward</b> Blake Pearson (Norwood)	<b>Centre Half Forward</b> Jordan Lisle (Balwyn)	<b>Half Forward</b> Lachlan Wynd (Rowville)
<b>Forward Pocket</b> Harrison Money (Berwick)	<b>Full Forward</b> James Wilsen (South Croydon)	<b>Forward Pocket</b> Charlie Haley (Balwyn)
<b>Bench:</b> Liam Wale-Buxton (Vermont) Paul Pattison (Balwyn) Travis Tuck (Berwick) Chris Phelan (Doncaster East)		

## EASTLAND DIVISION TWO MEN'S TEAM OF THE YEAR

**Coach:** Justin Stanton (The Basin)  
**Captain:** Liam Kidd (South Belgrave)

<b>Back Pocket</b> Joel Burleigh (Heathmont)	<b>Full Back</b> Jarrod Lake (Boronia)	<b>Back Pocket</b> Ryan Silver (South Belgrave)
<b>Half Back</b> Mitchell Greaves (Knox)	<b>Centre Half Back</b> Jayden Collins (Boronia)	<b>Half Back</b> Wade Van Leeuwen (Heathmont)
<b>Wing</b> Ryan Burleigh (Heathmont)	<b>Centre</b> Liam Kidd (South Belgrave)	<b>Wing</b> Mitch Jackson (Ringwood)
<b>Ruck</b> Daniel Jordanov (Ringwood)	<b>Rover</b> Nicholas Hallo (The Basin)	<b>Ruck Rover</b> Jayden Gee (The Basin)
<b>Half Forward</b> Ayhan Bajramov (Heathmont)	<b>Centre Half Forward</b> Timothy Smith (South Belgrave)	<b>Half Forward</b> Damian Garner (South Belgrave)
<b>Forward Pocket</b> Mitch Brereton (Ringwood)	<b>Full Forward</b> Trent Farmer (Ringwood)	<b>Forward Pocket</b> Thomas McGowan (Mulgrave)
<b>Bench:</b> Campbell Evans (Heathmont) Jackson Drake (The Basin) Jed Hansen (Heathmont) Cayden Black (South Belgrave)		



## EASTLAND DIVISION THREE MEN'S TEAM OF THE YEAR

**Coach:** Paul Donahoo (Warrandyte)  
**Captain:** Paul Chadwick (Scoresby)

<b>Back Pocket</b> Joel Dalgleish (Whitehorse Pioneers)	<b>Full Back</b> Edward Rixton (East Burwood)	<b>Back Pocket</b> Jack Steinfort (Glen Waverley)
<b>Half Back</b> Scott McInerney (Glen Waverley)	<b>Centre Half Back</b> Ben Turner (Waverley Blues)	<b>Half Back</b> Ethan Duncan (Donvale)
<b>Wing</b> Mitchell Buckley (Warrandyte)	<b>Centre</b> Matthew Sharpe (Waverley Blues)	<b>Wing</b> Jye Dulleu (Ferntree Gully)
<b>Ruck</b> Daniel De Ieso (Ferntree Gully)	<b>Rover</b> Paul Chadwick (Scoresby)	<b>Ruck Rover</b> Matthew Mariani (East Burwood)
<b>Half Forward</b> Braeden Barlow (East Burwood)	<b>Centre Half Forward</b> Andrew Padbury (Whitehorse Pioneers)	<b>Half Forward</b> Wayne McInerney (Ferntree Gully)
<b>Forward Pocket</b> Adam Amin (Glen Waverley Hawks)	<b>Full Forward</b> Ryan Phillips (Warrandyte)	<b>Forward Pocket</b> Matt Perry (Waverley Blues)
<b>Bench:</b> Billy McCormack (Donvale) Chris Tout (Warrandyte) Kyle Grenda (East Burwood) James Rausa (Donvale)		

## DEAKIN UNIVERSITY PREMIER DIVISION SENIOR WOMEN'S TEAM OF THE YEAR

**Coach:** Simon Hammersley (South Croydon)  
**Captain:** Madeline Johns (Vermont)

<b>Back Pocket</b> Brooke Curren (South Croydon)		<b>Back Pocket</b> Amber Thorn (Blackburn)	
<b>Half Back</b> Chelsea Wilkinson (Chirnside Park)	<b>Centre Half Back</b> Marissa Lee (Vermont)		<b>Half Back</b> Jade Wise (Blackburn)
<b>Wing</b> Holly Cullen (Vermont)	<b>Centre</b> Tanikka Martin (South Croydon)		<b>Wing</b> Amelia Dawborn (Blackburn)
<b>Ruck</b> Abbey Rutherford (Vermont)	<b>Rover</b> Brenda Lay (South Croydon)		<b>Ruck Rover</b> Madeline Johns (Vermont)
<b>Half Forward</b> Serena Kuo (Blackburn)	<b>Centre Half Forward</b> Katie Shanahan (South Croydon)		<b>Half Forward</b> Monica Latino (Donvale)
<b>Forward Pocket</b> Evie Allman (Vermont)		<b>Forward Pocket</b> Jaimee Field (South Croydon)	
<b>Bench:</b> Ashleigh Allsopp (Chirnside Park) Renee Johns (Blackburn) Tayla Carney (Chirnside Park) Sarah O'Toole (South Croydon)			

## DEAKIN UNIVERSITY DIVISION TWO SENIOR WOMEN'S TEAM OF THE YEAR SQUAD

**Coach:** Clint Martin (Kilsyth)  
**Captain:** Zoe Cant (Ringwood)

Alana Aiello (Knox)	Katie Cameron (Montrose)
Billie Blythe (Heathmont)	Kyla Morrow (Heathmont)
Brooke Mullenger (Heathmont)	Felicity Neligan (Kilsyth)
Claire Wellington (Kilsyth)	Olivia Ashcroft (Ringwood)
Eleanor Carroll (Montrose)	Sarah Plumridge (Knox)
Emily Cumming (Surrey Park)	Shae Eslick (Montrose)
Georgia Fairbairn (Ringwood)	Elise Hoole (Kilsyth)
Grace Ward (Ringwood)	Thea Toogood (Surrey Park)
Jessica Major (Heathmont)	Zoe Cant (Ringwood)
Jorja Alexander (Knox)	Nikki Whitten (Knox)

## EASTLAND DIVISION FOUR MEN'S TEAM OF THE YEAR

**Coach:** Chad Rogers (Coldstream)  
**Captain:** Lauchlan Craig (Coldstream)

<b>Back Pocket</b> Zac Leacy (Croydon North MLOC)	<b>Full Back</b> Gavin Willoughby (Forest Hill)	<b>Back Pocket</b> Cooper Winter (Nunawading)
<b>Half Back</b> Matthew Dompietro (Surrey Park)	<b>Centre Half Back</b> Trent Georgiou (Silvan)	<b>Half Back</b> Kieran Urquart (Chirnside Park)
<b>Wing</b> Brad Batten-Leitch (Coldstream)	<b>Centre</b> Ben Slattery (Chirnside Park)	<b>Wing</b> James Pritchard (Surrey Park)
<b>Ruck</b> Gratten Stephens (Chirnside Park FC)	<b>Rover</b> Michael Casey (Forest Hill)	<b>Ruck Rover</b> Lauchlan Craig (Coldstream)
<b>Half Forward</b> Jarrod Witnish (Coldstream)	<b>Centre Half Forward</b> Mitch Hanegraaf (Forest Hill)	<b>Half Forward</b> Leigh Kimpton (Silvan)
<b>Forward Pocket</b> Ryan Goodinson (Kilsyth)	<b>Full Forward</b> Darcy Fritch (Coldstream)	<b>Forward Pocket</b> Matthew Pollock (Surrey Park)
<b>Bench:</b> Logan Deschepper (Surrey Park) Jesse Lehmann (Coldstream) Mitchell Molnar (Surrey Park) Austin McInerney (Coldstream)		

## DEAKIN UNIVERSITY DIVISION ONE SENIOR WOMEN'S TEAM OF THE YEAR

**Coach:** Tim Cavanagh (Ferntree Gully)  
**Captain:** Julia Baker (The Basin)

<b>Back Pocket</b> Rebecca Gallaher (East Ringwood)		<b>Back Pocket</b> Keely Sheppard (SBL Wolves)	
<b>Half Back</b> Lili Gibson (The Basin)	<b>Centre Half Back</b> Bronte Bilston-Gourley (Whitehorse Suns)	<b>Half Back</b> Julia Bortoli (Boronia)	
<b>Wing</b> Monica Vantilburg (The Basin)	<b>Centre</b> Isabelle Pollock (Park Orchards)	<b>Wing</b> Montana Mazzagatti (Berwick)	
<b>Ruck</b> Amy McCormack (Ferntree Gully)	<b>Rover</b> Olivia Flanagan (SBL Wolves)	<b>Ruck Rover</b> Nicole Cormack (SBL Wolves)	
<b>Half Forward</b> Michaela Holford-Moss (The Basin)	<b>Centre Half Forward</b> Julia Baker (The Basin)	<b>Half Forward</b> Abbey Broughan (Ferntree Gully)	
<b>Forward Pocket</b> Isabella Gietzmann (Whitehorse Suns)		<b>Forward Pocket</b> Lisa Walshe (Ferntree Gully)	
<b>Bench:</b> Danielle Brotto (Rowville) Logan O'Connell-Webb (Berwick) Chelsea Bransden (Ferntree Gully) Courtney De Kroon (Berwick)			

## DEAKIN UNIVERSITY DIVISION THREE SENIOR WOMEN'S TEAM OF THE YEAR SQUAD

**Coach:** John Hayhurst (Croydon North MLOC)  
**Captain:** Bree Pascoe (Coldstream)

Alice D'Arcy (Chirnside Park)	Kahlia Sommers (Fairpark)
Bayley Harding-Smith (Fairpark)	Laura Nelson (South Croydon)
Bree Pascoe (Coldstream)	Gabrielle Zappia (Croydon North MLOC)
Caitlin Lyons (Boronia)	Libby McNay (Fairpark)
Caitlin May (Chirnside Park)	Martina Jurkschat (Croydon North MLOC)
Chloe Veitch (Blackburn)	Mia Renee Chadwick (Blackburn)
Hailee Stokes (Croydon North MLOC)	Rachel Palmer (Chirnside Park)
Holly Duke (Coldstream)	Sally Richardson (Croydon North MLOC)
Jordyn Denhart (South Croydon)	Sophie Ruddick (Chirnside Park)
Juley Thai (South Croydon)	Teagan Carney (Chirnside Park)

# AWARDS

BEST AND FAIREST		
Premier Division Senior Men	Chandler Medal	Votes
Blake Pearson	Norwood	14
Lachlan Johns	Vermont	14
Premier Division Reserves		Votes
Brenton Wells	Noble Park	9
Premier Division Under-19s		Votes
Joshua Parker	Berwick	14
Division One Senior Men	Wright Medal	Votes
Austin Smith	Mooroolbark	16
Division One Reserves		Votes
Alexander Magnano	Park Orchards	12
Division One Under-19s		Votes
Jarryd Van Grondelle	Wantirna South	16
Division Two Senior Men	Edie Medal	Votes
Liam Kidd	South Belgrave	10
Division Two Reserves		Votes
Liam Carroll	Knox	8
Jack Walton	The Basin	8
Division Two Under-19s		Votes
Nathan Hare	Boronia	14
Division Three Senior Men	James Medal	Votes
Paul Chadwick	Scoresby	13
Ryan Phillips	Warrandyte	13
Division Three Reserves		Votes
Dylan Agnew	East Burwood	16
Division Three Under-19s		Votes
Nicholas Day	Donvale	10
Division Four Senior Men	Jones Medal	Votes
Ben Slattery	Chirnside Park	16
Division Four Reserves		Votes
James O'Sullivan	Forest Hill	11
Division Four Under-19s		Votes
Sam Newcombe	Berwick	12
Premier Division Senior Women		Votes
Holly Cullen	Vermont	13
Division One Senior Women		Votes
Isabelle Pollock	Park Orchards	19
Julia Baker	The Basin	19
Division Two Senior Women		Votes
Felicity Neligan	Kilsyth	19
Division Three Senior Women		Votes
Hailee Stokes	Croydon North MLOC	19
Men's Veterans Division One		Votes
Jonathan Flack	Coldstream	7
Paul Giannopoulos	Scoresby	7
Men's Veterans Division Two		Votes
Matthew King	Croydon North MLOC	10
Women's Veterans		Votes
Emma Lewis	Chirnside Park	31
Premier Division Netball		Votes
Lauren Buckingham (Woodgate)	Boronia	13
Haylee O'Shea	Boronia	13
Division One Netball		Votes
Emily Salmon	East Ringwood	15
Division Two Netball		Votes
Chloe Morgan	Croydon North MLOC	10
Paris Hastings	Scoresby	10
Division Three Netball		Votes
Ruby Egan	Park Orchards	15
Division Four Netball		Votes
Madison Hume	Park Orchards	15
Division Five Netball		Votes
Ashlea Clausen	Coldstream	13
Division Six Netball		Votes
Carly Hewett	Glen Waverley Hawks	17
Division Seven Netball		Votes
Kirsty Andrews	Montrose	13
Under 17 Division Premier Division		Votes
Josh Bennetts	Lysterfield	17
Under 17 Division A		Votes
Riley Voulanas	Glen Waverley Rovers	14

BEST AND FAIREST		
Under 17 Division B		Votes
Joel Jobling	Chirnside Park	22
Under 17 Division C		Votes
Tonnam Chaikhot	Mitcham	17
Under 17 Division D		Votes
Brody Kollosche	Coldstream	12
Under 15 Division A		Votes
William Verrell	Lysterfield	22
Under 15 Division B		Votes
Christian Moraes	Glen Waverley	28
Under 15 Division C		Votes
Hunter Chapman	Ferntree Gully	26
Under 15 Division D		Votes
Ben Wellman	Noble Park	6
Jed Robertson	Lysterfield	6
Under 14 Division A		Votes
Oliver Greeves	Lysterfield	23
Under 14 Division B		Votes
Rory O'Mahony	Rowville	18
Under 14 Division C		Votes
Alexander Fanartzis	Forest Hill	15
Under 14 Division D		Votes
Saxon Polglaze	Montrose	21
Under 13 Division A		Votes
Ryan Smirk	North Ringwood	20
Under 13 Division B		Votes
Nathan McHugh	East Burwood	15
Under 13 Division C		Votes
Cayden Wood	Boronia	15
Under 13 Division D		Votes
Luke Ivanovic	Kilsyth	20
Under 12 Division A		Votes
Jack Zammit	Vermont	18
Under 12 Division B		Votes
Caiden Moran	Ferntree Gully	20
Mason Mastromanno	Glen Waverley Rovers	20
Under 12 Division C		Votes
Joshua Burratti	Ringwood	20
Under 12 Division D		Votes
Jenson Campbell	Montrose	19
Under 11 Division A		Votes
Isaac Parsons	North Ringwood	19
Under 11 Division B		Votes
Billy Lee Neal	Mooroolbark	22
Under 11 Division C		Votes
River Jacovou	Lilydale	21
Under 11 Division D		Votes
Angus Younger	Kilsyth	17
Under 18 Premier Girls		Votes
Jade McCormack	Montrose	15
Under 18 A Girls		Votes
Paige Deane	Upper Ferntree Gully / Bayswater	9
Under 16 A Girls		Votes
Hayley McLaughlin	Blackburn	24
Under 16 B Girls		Votes
Abbey Cerovac	Waverley Blues	15
Under 16 C Girls		Votes
Amy Elias	Upper Ferntree Gully	12
Jasmine Stocks	Knox	12
Under 14 A Girls		Votes
Tayla McMillan	Wantirna South	27
Under 14 B Girls		Votes
Sophia Green	Upper Ferntree Gully	18
Under 14 C Girls		Votes
Ashleigh Thatcher	Endeavour Hills	33
Under 12 A Girls		Votes
Sienna Landy	Norwood	22
Under 12 B Girls		Votes
Leilea Cocker	Ferntree Gully	24





### LEADING GOAL KICKERS / GOAL SHOOTERS

Premier Division Senior Men		Goals
Charlie Haley	Balwyn	30
Premier Division Reserves		Goals
Chris Tsatas	Blackburn	25
Premier Division Under-19s		Goals
Joshua Pollocks	Balwyn	29
Division One Senior Men		Goals
Riley Costantino	Croydon	30
Division One Reserves		Goals
Archer Dibsdaile	Mooroolbark	19
Division One Under-19s		Goals
Jack Potter	Wantirna South	41
Division Two Senior Men		Goals
Timothy Smith	South Belgrave	33
Division Two Reserves		Goals
Thomas Dodd	Boronia	38
Division Two Under-19s		Goals
Manny Sarkissian	Mulgrave	42
Division Three Seniors Men		Votes
Matt Perry	Waverley Blues	37
Division Three Reserves		Goals
Dylan Agnew	East Burwood	38
Division Three Under-19s		Goals
Daniel Horvat	Whitehorse Pioneers	49
Division Four Senior Men		Goals
Darcy Fritsch	Coldstream	74
Division Four Reserves		Goals
Adam Lowndes	Surrey Park	33
Division 4 Under-19s		Goals
Jordan Wheeler	Chirnside Park	37
Premier Division Senior Women		Goals
Evie Allman	Vermont	25
Division One Senior Women		Goals
Julia Baker	The Basin	31
Division Two Senior Women		Goals
Georgia Fairbairn	Ringwood	19
Division Three Senior Women		Goals
Hailee Stokes	Croydon North MLOC	20
Men's Veterans Division One		Goals
Chris Murphy	Coldstream	13

### LEADING GOAL KICKERS / GOAL SHOOTERS

Men's Veterans Division Two		Goals
Cameron Kirkup	Oakleigh	14
Women's Veterans		Goals
Emma Lewis	Chirnside Park	13
Premier Division Netball		Goals
Belinda Williams	East Burwood	264
Division One Netball		Goals
Casey Morgan	Scoresby	188
Division Two Netball		Goals
Genevieve Abbott	Croydon	188
Division Three Netball		Goals
Samantha Murty	Coldstream	206
Division Four Netball		Goals
Paige Rondiella	Glen Waverley	208
Division Five Netball		Goals
Kellie Phillips	Vermont	209
Division Six Netball		Goals
Hayley Poulton	Glen Waverley	165
Division Seven Netball		Goals
Alexandra Bonney	Mulgrave	142

### UMPIRES AWARDS

Golden Whistle	Caleb Webb
Field Umpire of the Year	Dan Beard
Boundary Umpire of the Year	Jack Stelfox
Goal Umpire of the Year	Greg Alford
Junior Field Umpire of the Year	Jordan Kennedy
Female Competitions Umpire of the Year	Madeline Wright
Netball Umpire of the Year	James Sutton
Best New Netball Umpire	Keely Ortlund
Netball Umpire Coaches Award	Chayna Stanfield

### TRAINER'S AWARDS

Senior Trainer of the Year	Paul Calderwood (Silvan)
Junior Trainer of the Year	Tracee Amup (Rowville Knights)

### JUNIOR CLUB OF THE YEAR

North Ringwood JFC

# SENIOR LADDERS

PREMIER DIVISION SENIOR MEN										
	P	W	L	D	B	FF	For	Ag	%	%Won
Vermont	8	7	1	0	2	0	745	499	149.3	87.5
Noble Park	10	8	2	0	0	0	773	628	123.09	80
Balwyn	9	6	3	0	1	0	759	604	125.66	66.67
Norwood	8	5	3	0	2	0	571	477	119.71	62.5
South Croydon	10	6	4	0	0	0	859	654	131.35	60
Blackburn	9	4	5	0	1	0	706	656	107.62	44.44
Berwick	9	3	6	0	1	0	581	676	85.95	33.33
Doncaster	9	3	6	0	1	0	546	795	68.68	33.33
North Ringwood	9	3	6	0	1	0	630	946	66.6	33.33
Rowville	8	2	6	0	2	0	538	694	77.52	25
Doncaster East	9	2	7	0	1	0	607	686	88.48	22.22
PREMIER DIVISION RESERVES MEN										
	P	W	L	D	B	FF	For	Ag	%	%Won
Blackburn	9	9	0	0	1	0	1191	196	607.65	100
Noble Park	10	9	1	0	0	0	595	362	164.36	90
Vermont	8	6	2	0	2	0	834	313	266.45	75
Norwood	8	6	2	0	2	0	415	229	181.22	75
South Croydon	10	5	5	0	0	0	590	505	116.83	50
Rowville	8	4	4	0	2	0	391	389	100.51	50
Berwick	9	4	5	0	1	0	611	378	161.64	44.44
Doncaster East	9	3	6	0	1	0	362	736	49.18	33.33
Balwyn	9	2	7	0	1	0	335	765	43.79	22.22
North Ringwood	9	1	8	0	1	0	336	913	36.8	11.11
Doncaster	9	0	9	0	1	0	181	1055	17.16	0
PREMIER DIVISION UNDER-19s										
	P	W	L	D	B	FF	For	Ag	%	PTS
Blackburn	10	9	1	0	0	0	974	454	214.54	36
East Burwood	10	9	1	0	0	0	656	385	170.39	36
Noble Park	10	8	2	0	0	0	847	545	155.41	32
Balwyn	10	6	4	0	0	0	787	661	119.06	24
Vermont	10	5	5	0	0	0	702	515	136.31	20
Surrey Park	10	5	5	0	0	0	624	527	118.41	20
Berwick Blue	10	4	6	0	0	0	459	707	64.92	16
South Croydon Blue	10	2	7	1	0	0	491	775	63.35	10
North Ringwood	10	1	8	1	0	0	398	697	57.1	6
Rowville	10	0	10	0	0	0	352	1024	34.38	0
DIVISION ONE SENIOR MEN										
	P	W	L	D	B	FF	For	Ag	%	PTS
Park Orchards	11	10	1	0	0	0	1150	561	204.99	40
East Ringwood	11	9	2	0	0	0	959	566	169.43	36
Mooroolbark	11	8	3	0	0	0	897	699	128.33	32
Croydon	11	7	4	0	0	0	830	669	124.07	28
Montrose	11	6	5	0	0	0	682	761	89.62	24
Mitcham	11	5	6	0	0	0	772	702	109.97	20
Wantirna South	11	4	7	0	0	0	808	824	98.06	16
Bayswater	11	3	8	0	0	0	665	946	70.3	12
Lilydale	11	2	9	0	0	0	578	1102	52.45	8
Upper Ferntree Gully	11	1	10	0	0	0	478	989	48.33	4
DIVISION ONE RESERVES MEN										
	P	W	L	D	B	FF	For	Ag	%	PTS
Park Orchards	11	11	0	0	0	0	978	197	496.45	44
Mitcham	11	9	1	1	0	0	785	311	252.41	38
Croydon	11	9	2	0	0	0	991	253	391.7	36
Wantirna South	11	6	4	1	0	0	698	402	173.63	26
Mooroolbark	11	5	6	0	0	0	809	463	174.73	20
East Ringwood	11	5	6	0	0	0	554	582	95.19	20
Bayswater	11	4	7	0	0	0	473	934	50.64	16
Lilydale	11	2	9	0	0	0	345	1183	29.16	8
Upper Ferntree Gully	11	2	9	0	0	0	252	928	27.16	8
Montrose	11	1	10	0	0	0	366	998	36.67	4
DIVISION ONE UNDER-19s										
	P	W	L	D	B	FF	For	Ag	%	%Won
Wantirna South Green	11	10	1	0	0	0	1068	476	224.37	90.91
East Ringwood Blue	10	8	1	1	1	0	725	376	192.82	85
Park Orchards	10	6	3	1	1	0	607	458	132.53	65
Mitcham	10	6	4	0	1	0	630	531	118.64	60
Mooroolbark	11	5	6	0	0	0	568	676	84.02	45.45
Upper Ferntree Gully	10	4	6	0	1	0	585	590	99.15	40
Montrose	11	4	7	0	0	0	627	825	76	36.36
Lilydale	11	0	11	0	0	0	483	980	49.29	0
DIVISION TWO SENIOR MEN										
	P	W	L	D	B	FF	For	Ag	%	PTS
Ringwood	12	10	2	0	0	0	953	582	163.75	40
The Basin	12	9	3	0	0	0	934	602	155.15	36
Heathmont	12	9	3	0	0	0	948	616	153.9	36
South Belgrave	12	7	5	0	0	0	969	605	160.17	28
Boronia	12	7	5	0	0	0	856	756	113.23	28
Knox	12	3	9	0	0	0	570	1033	55.18	12
Mulgrave	12	2	10	0	0	0	709	1008	70.34	8
Templestowe	12	1	11	0	0	0	486	1223	39.74	4
DIVISION TWO RESERVES MEN										
	P	W	L	D	B	FF	For	Ag	%	PTS
Boronia	12	11	1	0	0	0	1006	408	246.57	44
The Basin	12	8	4	0	0	0	685	412	166.26	32
Knox	12	7	4	1	0	0	759	582	130.41	30
Ringwood	12	7	4	1	0	0	659	532	123.87	30
South Belgrave	12	6	6	0	0	0	694	584	118.84	24
Mulgrave	12	5	7	0	0	0	765	622	122.99	20
Heathmont	12	3	9	0	0	0	601	827	72.67	12
Templestowe	12	0	12	0	0	0	196	1398	14.02	0
DIVISION TWO UNDER-19s										
	P	W	L	D	B	FF	For	Ag	%	PTS
Boronia	12	10	2	0	0	0	961	448	214.51	40
Knox	12	10	2	0	0	0	906	460	196.96	40
The Basin Red	12	9	3	0	0	0	809	526	153.8	36
Templestowe	12	6	6	0	0	0	546	685	79.71	24
Mulgrave	12	5	7	0	0	0	727	856	84.93	20
South Belgrave	12	5	7	0	0	0	594	785	75.67	20
Doncaster East	12	2	10	0	0	0	594	864	68.75	8
Heathmont	12	1	11	0	0	0	472	985	47.92	4
DIVISION THREE SENIOR MEN										
	P	W	L	D	B	FF	For	Ag	%	%Won
Warrandyte	10	8	2	0	2	0	864	610	141.64	80
East Burwood	10	7	3	0	2	0	770	648	118.83	70
Donvale	10	7	3	0	2	0	753	657	114.61	70
Waverley Blues	12	8	4	0	0	0	1164	764	152.36	66.67
Ferntree Gully	10	6	4	0	2	0	814	672	121.13	60
Scoresby	11	5	5	1	1	0	702	833	84.27	50
Glen Waverley	10	2	7	1	2	0	645	758	85.09	25
Whitehorse Pioneers	12	3	9	0	0	0	734	1034	70.99	25
Fairpark	11	1	10	0	1	0	569	1039	54.76	9.09
DIVISION THREE RESERVES MEN										
	P	W	L	D	B	FF	For	Ag	%	%Won
East Burwood	10	10	0	0	2	0	970	321	302.18	100
Waverley Blues	12	9	3	0	0	0	824	494	166.8	75
Ferntree Gully	10	6	4	0	2	0	590	389	151.67	60
Warrandyte	10	6	4	0	2	0	707	549	128.78	60
Donvale	10	5	5	0	2	0	508	547	92.87	50
Scoresby	11	5	6	0	1	0	612	497	123.14	45.45
Fairpark	11	4	7	0	1	0	441	661	66.72	36.36
Whitehorse Pioneers	12	2	10	0	0	0	389	950	40.95	16.67
Glen Waverley	10	1	9	0	2	0	271	904	29.98	10



DIVISION THREE UNDER-19s										
	P	W	L	D	B	FF	For	Ag	%	%Won
Waverley Blues	12	12	0	0	0	0	1087	464	234.27	100
Donvale	10	6	4	0	2	0	671	562	119.4	60
Bayswater	7	4	3	0	0	0	427	837	51.02	57.14
Warrandyte	10	5	5	0	2	0	681	374	182.09	50
Ferntree Gully	10	5	5	0	2	0	534	402	132.84	50
Ringwood	10	5	5	0	2	0	611	587	104.09	50
Whitehorse Pioneers	12	5	7	0	0	0	729	818	89.12	41.67
Glen Waverley Eagles	10	3	7	0	2	0	548	737	74.36	30
Scoresby	11	3	8	0	1	0	542	889	60.97	27.27

DIVISION FOUR SENIOR MEN										
	P	W	L	D	B	FF	For	Ag	%	PTS
Coldstream	11	11	0	0	0	0	1782	328	543.29	44
Surrey Park	11	8	3	0	0	0	1200	620	193.55	32
Forest Hill	11	8	3	0	0	0	1257	718	175.07	32
Chirnside Park	11	6	5	0	0	0	876	871	100.57	24
Silvan	11	5	6	0	0	0	1018	835	121.92	20
Kilsyth	11	3	8	0	0	0	726	1112	65.29	12
Croydon North MLOC	11	2	9	0	0	0	467	1584	29.48	8
Nunawading	11	1	10	0	0	0	480	1738	27.62	4

DIVISION FOUR RESERVES MEN										
	P	W	L	D	B	FF	For	Ag	%	PTS
Surrey Park	11	11	0	0	0	0	1300	223	582.96	44
Forest Hill	11	9	2	0	0	0	874	514	170.04	36
Coldstream	11	8	3	0	0	0	842	462	182.25	32
Silvan	11	5	6	0	0	0	729	681	107.05	20
Chirnside Park	11	5	6	0	0	0	653	642	101.71	20
Kilsyth	11	3	8	0	0	0	553	739	74.83	12
Croydon North MLOC	11	2	9	0	0	0	344	947	36.33	8
Nunawading	11	1	10	0	0	0	248	1335	18.58	4

DIVISION FOUR UNDER-19s										
	P	W	L	D	B	FF	For	Ag	%	%Won
Blackburn Red	10	9	1	0	1	0	1029	265	388.3	90
Berwick White	10	8	2	0	1	0	608	472	128.81	80
Chirnside Park	11	8	3	0	0	0	952	469	202.99	72.73
Wantirna South White	10	7	3	0	1	0	648	399	162.41	70
The Basin Green	10	4	6	0	1	0	648	387	167.44	40
South Croydon Red	11	4	7	0	0	0	579	743	77.93	36.36
Fairpark	7	2	5	0	0	0	379	1117	33.93	28.57
East Ringwood White	9	2	7	0	2	0	399	775	51.48	22.22
Coldstream	10	0	10	0	1	0	208	1364	15.25	0

DEAKIN UNI PREMIER DIVISION WOMENS										
	P	W	L	D	B	FF	For	Ag	%	%Won
Blackburn Black	9	9	0	0	2	0	595	227	262.11	100
South Croydon Blue	9	5	4	0	2	0	411	252	163.1	55.56
Vermont	11	6	5	0	0	0	468	455	102.86	54.55
Chirnside Park Black	9	4	5	0	2	0	386	310	124.52	44.44
Donvale Black	10	2	8	0	1	0	306	638	47.96	20

DEAKIN UNI DIVISION ONE WOMENS										
	P	W	L	D	B	FF	For	Ag	%	%Won
Ferntree Gully	11	10	1	0	0	0	586	251	233.47	90.91
The Basin	10	9	1	0	1	0	658	176	373.86	90
Whitehorse Suns	7	4	3	0	0	0	390	610	63.93	57.14
Boronia Brown	11	6	5	0	0	0	299	331	90.33	54.55
SBL Wolves	10	5	5	0	1	0	283	367	77.11	50
Park Orchards	11	5	6	0	0	0	468	378	123.81	45.45
Berwick	11	5	6	0	0	0	343	337	101.78	45.45
North Ringwood	10	3	7	0	1	0	350	512	68.36	30
Rowville	10	2	8	0	1	0	243	458	53.06	20
East Ringwood	11	2	9	0	0	0	226	710	31.83	18.18

DEAKIN UNI DIVISION TWO WOMENS										
	P	W	L	D	B	FF	For	Ag	%	%Won
Ringwood	11	11	0	0	0	0	619	128	483.59	100
Kilsyth	11	8	3	0	0	0	386	265	145.66	72.73
Knox	11	5	6	0	0	0	214	234	91.45	45.45
Heathmont	11	4	7	0	0	0	171	405	42.22	36.36
Montrose	10	3	7	0	0	0	213	351	60.68	30
Surrey Park	10	1	9	0	0	0	124	344	36.05	10

VETERANS WOMEN'S 2021										
	P	W	L	D	B	FF	For	Ag	%	PTS
Chirnside Park	6	6	0	0	0	0	417	4	10425	24
Blackburn	6	3	3	0	0	0	126	260	48.46	12
Mooroolbark/ East Ringwood	6	0	6	0	0	0	38	317	11.99	0

BJS/ MECWACARE MEN'S VETERANS DIVISION ONE										
	P	W	L	D	B	FF	For	Ag	%	%Won
Coldstream	5	5	0	0	2	0	485	147	329.93	100
Scoresby	6	5	1	0	1	0	447	211	211.85	83.33
De La Salle	6	4	2	0	1	0	333	263	126.62	66.67
North Ringwood	6	3	2	1	1	0	310	301	102.99	58.33
St. Kevins OB	6	2	3	1	1	0	240	361	66.48	41.67
South Croydon	6	1	5	0	1	0	214	411	52.07	16.67
Upper Ferntree Gully	7	0	7	0	0	0	223	558	39.96	0

BJS/ MECWACARE MEN'S VETERANS DIVISION TWO										
	P	W	L	D	B	FF	For	Ag	%	%Won
Oakleigh	6	6	0	0	1	0	571	155	368.39	100
Boronia	7	5	2	0	0	0	474	152	311.84	71.43
Croydon North MLOC	7	5	2	0	0	0	578	190	304.21	71.43
Wantirna South	7	4	3	0	0	0	487	307	158.63	57.14
South Belgrave	6	3	3	0	1	0	292	227	128.63	50
Forest Hill	6	1	5	0	1	0	108	606	17.82	16.67
Chirnside Park	6	0	6	0	1	0	130	646	20.12	0



# JUNIOR LADDERS: BOYS

## UNDER 17 PREMIER BOYS

	P	W	L	D	B	% Won	L5
Lysterfield Teal	12	10	2	0	0	83.33	LWVWWW
Vermont Purple	11	9	2	0	1	81.82	WWWLWV
Rowville Brown	8	4	3	1	0	56.25	WLLWW
North Ringwood Red	11	6	5	0	1	54.55	WWLWL
East Ringwood Blue	12	5	6	1	0	45.83	WLLLL
Blackburn Black	11	4	7	0	1	36.36	LWWLL
Mooroolbark Green	11	4	7	0	1	36.36	LLLWW

## UNDER 17A BOYS

	P	W	L	D	B	% Won	L5
Glen Waverley Rovers Black	8	8	0	0	0	100	WWWWW
Lilydale Blue	12	7	5	0	0	58.33	LWVWWW
Wantirna South Green	12	6	6	0	0	50	LWLLL
Croydon Blue	12	6	6	0	0	50	WLLWL
Waverley Blues/Glen W Hawks	8	3	5	0	0	37.5	WLWLW
Upper Ferntree Gully	12	1	11	0	0	8.33	LLLLL

## UNDER 17B BOYS

	P	W	L	D	B	% Won	L5
Chirnside Park	12	11	1	0	0	91.67	WWWWW
Bayswater Gold	12	10	2	0	0	83.33	WLWVWV
Donvale	12	9	3	0	0	75	WWLWV
Ferntree Gully Eagles	8	5	3	0	0	62.5	WWWVW
Glen Waverley Rovers White	8	3	5	0	0	37.5	LWLLW
Knox	8	2	6	0	0	25	LLLLL
Lysterfield Grey	12	2	10	0	0	16.67	LLLLL
Heathmont	12	1	11	0	0	8.33	LLWLL

## UNDER 17C BOYS

	P	W	L	D	B	% Won	L5
North Ringwood Black	12	10	2	0	0	83.33	WLWVWV
Rowville Gold	12	10	2	0	0	83.33	WWWWW
Endeavour Hills	8	6	2	0	0	75	WWWWW
Noble Park	8	6	2	0	0	75	WWWLV
Vermont Gold	12	8	4	0	0	66.67	WWWLL
Kilsyth	8	5	3	0	0	62.5	WLLWW
Mitcham	12	6	6	0	0	50	LWLLL
Forest Hill Green	8	3	5	0	0	37.5	LWVWL
Blackburn Red	12	4	8	0	0	33.33	LLLLL
East Ringwood White	13	4	9	0	0	30.77	LLLWL
Mooroolbark Gold	12	2	10	0	0	16.67	LLLWL
The Basin	9	1	8	0	0	11.11	LLLWL

## UNDER 17D BOYS

	P	W	L	D	B	% Won	L5
Forest Hill White	8	7	1	0	0	87.5	WLWVWV
Montrose Red	7	6	1	0	1	85.71	WWWWW
Croydon White	11	7	4	0	1	63.64	LWVWL
Coldstream	11	7	4	0	1	63.64	WWWLV
Lilydale Gold	12	6	6	0	0	50	LWLWL
Lysterfield Black	11	4	7	0	1	36.36	LWLLL
Wantirna South White	11	3	8	0	1	27.27	WLLWL
Fairpark	10	1	9	0	2	10	LLLWL
Bayswater Green	11	0	11	0	2	0	LLLLL

## UNDER 15A BOYS

	P	W	L	D	B	% Won	L5
Knox	8	7	1	0	0	87.5	WWWLV
North Ringwood	6	5	1	0	0	83.33	WLWVWV
The Basin	7	4	3	0	1	57.14	LWVWV
SBL Wolves	7	3	4	0	1	42.86	LWLWL
Upper FTG/ Bayswater	8	3	5	0	0	37.5	WLLLL
Wantirna South	8	0	8	0	0	0	LLLLL

## UNDER 15B BOYS

	P	W	L	D	B	% Won	L5
Rowville Knights	8	8	0	0	0	100	WWWWW
Glen Waverley Hawks	12	10	2	0	0	83.33	LLWVWV
Knox	8	5	3	0	0	62.5	WWLWL
Chirnside Park	12	6	5	1	0	54.17	WWLLL
East Burwood Black	12	5	6	1	0	45.83	WLWLD
Waverley Blues/ Donvale	12	4	7	1	0	37.5	LWVLD
Lilydale	12	4	7	1	0	37.5	LLLWL
The Basin	12	4	8	0	0	33.33	LLLWL

## UNDER 15C BOYS

	P	W	L	D	B	% Won	L5
Ferntree Gully Eagles Blue	11	10	1	0	1	90.91	WWWWW
East Ringwood	6	5	1	0	2	83.33	WWLWV
Kilsyth	11	9	2	0	1	81.82	WWWWW
Mooroolbark	7	4	3	0	1	57.14	WLLWV
Heathmont	10	4	6	0	2	40	LLWLL
Wantirna South	11	4	7	0	1	36.36	WLLLL
Mitcham Yellow	10	3	7	0	1	30	LLLLL

## UNDER 15D BOYS

	P	W	L	D	B	% Won	L5
Vermont Gold	8	7	0	1	0	93.75	VWVWV
Lysterfield Grey	7	5	2	0	0	71.43	WWVWL
Coldstream	8	4	4	0	0	50	WLWVW
Noble Park	9	3	4	2	0	44.44	LWVWV
Boronia	9	3	5	1	0	38.89	LLWLL
Norwood Purple	8	0	8	0	0	0	LLLLL

## UNDER 14A BOYS

	P	W	L	D	B	% Won	L5
Blackburn Black	12	10	2	0	0	83.33	WWWVW
Vermont Purple	12	9	2	1	0	79.17	LWVWV
East Ringwood Blue	12	8	4	0	0	66.67	WWWWW
Lysterfield Teal	12	7	4	1	0	62.5	WWLLL
Montrose Blue	12	6	6	0	0	50	LLWLW
North Ringwood Red	12	5	7	0	0	41.67	LLLWV
Wantirna South	12	2	10	0	0	16.67	WLLLL
The Basin	8	0	8	0	0	0	LLLLL

## UNDER 14B BOYS

	P	W	L	D	B	% Won	L5
Mitcham	8	7	1	0	0	87.5	WWWWW
South Belgrave	12	9	3	0	0	75	VWVWL
Mooroolbark Green	12	9	3	0	0	75	LWVWV
Rowville	12	8	4	0	0	66.67	WLWVW
Lilydale	8	5	3	0	0	62.5	LWVWV
Waverley Blues	12	6	6	0	0	50	WLLLL
Rowville Knights	12	4	8	0	0	33.33	WLLLL
Norwood	12	2	10	0	0	16.67	LWLLL
Glen Waverley Rovers	8	1	7	0	0	12.5	LLWL
Upper Ferntree Gully	8	1	7	0	0	12.5	LLLWL





UNDER 14C BOYS							
	P	W	L	D	B	% Won	L5
Forest Hill	8	8	0	0	0	100	WWWWW
Heathmont	8	7	1	0	0	87.5	WWWWLW
North Ringwood Black	8	4	4	0	0	50	WWLLL
Knox	11	5	6	0	1	45.45	LLWWWW
Donvale	11	3	8	0	1	27.27	LLLWL
Boronia	11	1	10	0	1	9.09	LLLLL
UNDER 14D BOYS							
	P	W	L	D	B	% Won	L5
Kilsyth	12	10	2	0	0	83.33	WLWWW
Blackburn Red	12	10	2	0	0	83.33	WWWWW
Montrose Red	12	9	3	0	0	75	LWWWWW
South Croydon	12	7	5	0	0	58.33	WWLWL
Lysterfield Grey	12	6	6	0	0	50	LWWLW
Fairpark	8	3	4	1	0	43.75	WWLLD
Mooroolbark Gold	12	3	9	0	0	25	LLWWL
Vermont Gold	12	3	9	0	0	25	LLLLL
East Ringwood White	12	1	11	0	0	8.33	WLILL
Bayswater	6	0	5	1	0	8.33	LLLLD
UNDER 13A BOYS							
	P	W	L	D	B	% Won	L5
Vermont Purple	12	11	1	0	0	91.67	WWWWW
North Ringwood Red	12	10	2	0	0	83.33	WWWWLW
Blackburn Black	12	9	3	0	0	75	LWWWWW
Knox Red	12	7	5	0	0	58.33	WLWLL
Mitcham	12	4	8	0	0	33.33	LWLWL
East Ringwood Blue	12	4	8	0	0	33.33	LLLWL
The Basin	12	2	10	0	0	16.67	WLLLL
Lysterfield Teal	8	1	7	0	0	12.5	LLLWL
UNDER 13B BOYS							
	P	W	L	D	B	% Won	L5
Rowville	12	11	1	0	0	91.67	WWWWW
Croydon	12	8	4	0	0	66.67	LWWWWW
Montrose	8	4	4	0	0	50	WLLWW
East Burwood	12	5	6	1	0	45.83	WLWLL
Mooroolbark	12	3	9	0	0	25	LWLLL
South Croydon	8	0	8	0	0	0	LLLLL
UNDER 13C BOYS							
	P	W	L	D	B	% Won	L5
Ferntree Gully Eagles	8	8	0	0	0	100	WWWWW
Waverley Blues	12	10	2	0	0	83.33	WLWWW
The Knights - Rowville	12	10	2	0	0	83.33	LWWWWW
Upper Ferntree Gully	12	6	6	0	0	50	WWLWL
Boronia	12	4	8	0	0	33.33	LWWLL
Lilydale	12	3	9	0	0	25	LLLLW
Vermont Gold	8	2	6	0	0	25	LLLLL
North Ringwood Black	8	1	7	0	0	12.5	WLLLL
UNDER 13D BOYS							
	P	W	L	D	B	% Won	L5
Wantirna South	8	8	0	0	0	100	WWWWW
South Belgrave	8	7	1	0	0	87.5	WWWWW
East Ringwood White	12	8	4	0	0	66.67	LLWWW
East Burwood Black	12	8	4	0	0	66.67	WWLLW
Knox Black	12	3	8	1	0	29.17	DWLLL
Blackburn Red	12	3	8	1	0	29.17	DLLWL
Kilsyth	12	2	10	0	0	16.67	LLWLL
Coldstream	12	1	11	0	0	8.33	LLLLL
UNDER 12A BOYS							
	P	W	L	D	B	% Won	L5
Vermont Purple	11	11	0	0	1	100	WWWWW
Norwood Black	12	9	3	0	0	75	WLWWW
Montrose Blue	8	6	2	0	0	75	WLWWW
Wantirna South Green	11	7	3	1	1	68.18	WLWLW
East Ringwood	12	6	6	0	0	50	LLLLL
Mooroolbark Green	10	4	5	1	2	45	WLLWW
North Ringwood Red	12	4	8	0	0	33.33	WWLLL
Mitcham	10	3	7	0	2	30	LWLLL
East Burwood	11	3	8	0	1	27.27	LLWWL
Lysterfield Teal	11	3	8	0	1	27.27	LLWWL
Blackburn Black	12	3	9	0	0	25	LWLLL

UNDER 11A BOYS							
	P	W	L	D	B	% Won	L5
North Ringwood Red	12	11	1	0	0	91.67	WLWWW
Lysterfield Teal	12	10	2	0	0	83.33	WWWWW
Blackburn Black	12	9	3	0	0	75	LWWWWW
Vermont Purple	12	7	5	0	0	58.33	WWWLL
Mitcham Black	12	5	7	0	0	41.67	LLLWL
Glen Waverley Rovers	8	3	5	0	0	37.5	WLLLL
Wantirna South Green	12	3	9	0	0	25	LWLLL
The Knights - Rowville	8	0	8	0	0	0	LLLLL
UNDER 11B BOYS							
	P	W	L	D	B	% Won	L5
South Croydon	8	7	1	0	0	87.5	LWWWWW
Norwood	8	6	1	1	0	81.25	WWWDL
Mooroolbark	12	8	4	0	0	66.67	WWLLW
Montrose	8	5	3	0	0	62.5	WLWWW
Croydon	12	7	5	0	0	58.33	WLWLW
Ferntree Gully Eagles	12	5	7	0	0	41.67	WLLWW
Rowville	12	5	7	0	0	41.67	LWLLL
Ringwood	8	3	5	0	0	37.5	LWLWL
Heathmont	12	4	7	1	0	37.5	LLWDL
East Ringwood	12	1	11	0	0	8.33	LLLLL
UNDER 11C BOYS							
	P	W	L	D	B	% Won	L5
Lilydale	12	11	1	0	0	91.67	WWWWW
The Basin	8	5	3	0	0	62.5	WLLWW
South Belgrave	12	7	5	0	0	58.33	WWLWW
North Ringwood Black	8	4	4	0	0	50	LWLLL
Bayswater	12	6	6	0	0	50	WWWLW
Waverley Blues	8	3	5	0	0	37.5	LLWWL
Chirnside Park	12	4	8	0	0	33.33	LLWLL
Vermont Gold	8	0	8	0	0	0	LLLLL
UNDER 11D BOYS							
	P	W	L	D	B	% Won	L5
East Burwood	7	7	0	0	1	100	WWWWW
Blackburn Red	12	7	4	1	0	62.5	WLWWW
Lysterfield Grey	10	6	4	0	2	60	WLWWL
Wantirna South White	11	6	5	0	1	54.55	LWLLW
Upper Ferntree Gully	7	3	4	0	1	42.86	WWWLL
Kilsyth	10	1	9	0	2	10	WLLLL
Mitcham Yellow	10	0	9	1	2	5	LLLLL
Endeavour Hills	2	0	2	0	0	0	LLL
UNDER 12B BOYS							
	P	W	L	D	B	% Won	L5
The Basin Red	12	10	2	0	0	83.33	WWWWW
Ferntree Gully	12	10	2	0	0	83.33	WWWWL
Glen Waverley Rovers	8	6	2	0	0	75	WLWWW
Waverley Blues	12	7	5	0	0	58.33	LWWWL
Kilsyth	12	6	6	0	0	50	LWLWL
Glen Waverley Hawks	12	2	10	0	0	16.67	WLLLL
The Knights - Rowville	12	2	10	0	0	16.67	LLLLW
Chirnside Park	12	1	11	0	0	8.33	LLLLL
UNDER 12C BOYS							
	P	W	L	D	B	% Won	L5
Upper Ferntree Gully	10	9	1	0	2	90	WWWWW
Rowville	12	9	3	0	0	75	LWWWWW
Ringwood	11	8	3	0	1	72.73	WWWWL
The Basin Green	7	4	3	0	1	57.14	LWLWL
Donvale	10	4	6	0	2	40	WLLWL
Heathmont	12	4	8	0	0	33.33	LWLLL
Bayswater	11	1	10	0	1	9.09	LLLLL
UNDER 12D BOYS							
	P	W	L	D	B	% Won	L5
Lysterfield Grey	12	10	2	0	0	83.33	WWWWW
Vermont Gold	11	8	3	0	1	72.73	WWWWW
North Ringwood Black	11	8	3	0	1	72.73	WWWWW
Wantirna South White	11	8	3	0	1	72.73	WLWWW
Montrose Red	12	8	4	0	0	66.67	WWLLL
Norwood Purple	12	6	6	0	0	50	WLWWL
Fairpark	12	4	8	0	0	33.33	LLWLW
Boronia	7	2	5	0	1	28.57	LWLLL
Mooroolbark Gold	11	2	9	0	1	18.18	LLWL
Blackburn Red	12	0	12	0	0	0	LLLLL
South Belgrave	5	0	5	0	0	0	LLLLL



# JUNIOR LADDERS: GIRLS

## DEAKIN UNI 18 PREMIER GIRLS

	P	W	L	D	B	% Won	L5
Blackburn	11	10	1	0	1	90.91	WWWWW
Montrose	11	8	3	0	1	72.73	WLWWL
Donvale/Vermont Green Eagles	12	8	4	0	0	66.67	LWLLW
SBL Mustangs	10	2	8	0	2	20	LLLLL

## DEAKIN UNI 18A GIRLS

	P	W	L	D	B	% Won	L5
Knox	8	7	1	0	0	87.5	WWWWL
North Ringwood	6	5	1	0	0	83.33	WLWWW
The Basin	7	4	3	0	1	57.14	LWWWW
SBL Wolves	7	3	4	0	1	42.86	LWLWL
Upper FTG/ Bayswater	8	3	5	0	0	37.5	WLLLL
Wantirna South	8	0	8	0	0	0	LLLLL

## DEAKIN UNI UNDER 16A GIRLS

	P	W	L	D	B	% Won	L5
SBL Wolves Black	12	12	0	0	0	100	WWWWW
Blackburn Black	11	9	2	0	1	81.82	WWWWL
The Knights - Rowville	12	8	4	0	0	66.67	LWWWW
Vermont	11	6	5	0	1	54.55	WWLLW
Mooroolbark Green	12	6	6	0	0	50	WLWWL
SBL Wolves Teal	8	2	6	0	0	25	LWLLL
East Ringwood	8	1	7	0	0	12.5	LLLLW
Montrose/ The Basin	11	0	11	0	1	0	LLLLL
Glen Waverley Rovers	8	1	7	0	0	12.5	LLWLL
Upper Ferntree Gully	8	1	7	0	0	12.5	LLLLW

## DEAKIN UNI UNDER 16B GIRLS

	P	W	L	D	B	% Won	L5
Ferntree Gully Eagles	8	8	0	0	0	100	WWWWW
Bayswater	7	6	1	0	1	85.71	WWLWW
Waverley Blues	11	6	4	1	1	59.09	WLWLW
Heathmont	11	5	6	0	1	45.45	WWLWL
Glen Waverley Rovers	6	1	5	0	2	16.67	LLLLW
Donvale	10	1	8	1	2	15	LLWLL
North Ringwood	7	0	7	0	1	0	LLLLL
Montrose/ The Basin	11	0	11	0	1	0	LLLLL
Glen Waverley Rovers	8	1	7	0	0	12.5	LLWLL

## DEAKIN UNI UNDER 16C GIRLS

	P	W	L	D	B	% Won	L5
Knox	8	6	2	0	0	75	WLWWW
Mooroolbark Gold	12	9	3	0	0	75	LWWWW
South Croydon	12	5	7	0	0	41.67	WWLWW
SBL Wolves White	12	5	7	0	0	41.67	WWLLL
Upper Ferntree Gully	12	3	9	0	0	25	LLLLL
Blackburn Red	12	1	11	0	0	8.33	LLWLL

## UNDER 14A GIRLS

	P	W	L	D	B	% Won	L5
SBL Wolves Black	11	11	0	0	1	100	WWWWW
Wantirna South	11	8	3	0	1	72.73	WWWWL
Rowville Knights	10	6	4	0	2	60	WLWWL
Blackburn Black	10	6	4	0	2	60	LLWWW
The Basin	10	2	8	0	2	20	LWLLL
Heathmont	10	2	8	0	2	20	LLLLL
Ferntree Gully Eagles	7	1	6	0	1	14.29	WLLLL

## UNDER 14B GIRLS

	P	W	L	D	B	% Won	L5
Kilsyth/ Bayswater	8	8	0	0	0	100	WWWWW
Montrose	12	10	2	0	0	83.33	WLWWW
North Ringwood	12	9	3	0	0	75	WWWWW
East Ringwood	8	4	3	1	0	56.25	WWDLL
Knox	12	5	6	1	0	45.83	LLDWL
Vermont	12	3	9	0	0	25	LLLLL
Rowville	12	2	10	0	0	16.67	LWLLW
Upper Ferntree Gully	12	2	10	0	0	16.67	LLLLL

## UNDER 14C GIRLS

	P	W	L	D	B	% Won	L5
Endeavour Hills	12	11	1	0	0	91.67	WWWWW
Boronia	12	9	3	0	0	75	WWLWW
Norwood	8	5	3	0	0	62.5	WWWWL
Blackburn Red	12	4	8	0	0	33.33	LLLLW
South Croydon	12	3	9	0	0	25	WLWLL
SBL Wolves Teal	12	0	12	0	0	0	LLLLL

## UNDER 12A GIRLS

	P	W	L	D	B	% Won	L5
Mitcham	12	11	1	0	0	91.67	WWWWW
East Ringwood	11	10	1	0	1	90.91	LWWWW
Montrose	8	4	3	1	0	56.25	WWWLL
SBL Wolves	12	6	5	1	0	54.17	WWWLL
Blackburn	12	4	7	1	0	37.5	LLLLW
Norwood	12	3	8	1	0	29.17	DLLLL
Vermont	11	2	7	2	1	27.27	DLLWW
The Basin	12	3	9	0	0	25	LLLWL

## UNDER 12B GIRLS

	P	W	L	D	B	% Won	L5
Ferntree Gully	12	11	1	0	0	91.67	WWWWW
Heathmont	12	8	4	0	0	66.67	WLWWW
Wantirna South	12	6	6	0	0	50	LWLWW
North Ringwood	12	6	6	0	0	50	LWLWL
Bayswater	12	6	6	0	0	50	WLWLW
Knox	8	2	5	1	0	31.25	WDLWL
Chirnside Park	12	3	9	0	0	25	LLWWL
Boronia	12	1	10	1	0	12.5	LDWLL



# NETBALL LADDERS

NETBALL PREMIER DIVISION										
	P	W	L	D	B	FG	For	Ag	%	PTS
Boronia Hawks	9	9	0	0	0	567	327	63.42	18	
East Burwood Black	9	6	3	0	0	441	418	51.34	12	
Knox Falcons	9	3	6	0	0	401	451	47.07	6	
Lilydale Falcons	9	3	6	0	0	389	446	46.59	6	
DIVISION 1										
	P	W	L	D	B	FG	For	Ag	%	PTS
East Ringwood Black	9	7	2	0	0	341	253	57.41	14	
East Burwood Grey	9	5	4	0	0	307	288	51.6	10	
Ferntree Gully	9	4	5	0	0	272	301	47.47	8	
Heathmont Jets	9	4	5	0	0	302	397	43.2	8	
Scoresby Magpies	9	2	7	0	0	278	332	45.57	4	
Kilsyth Cougars	9	2	7	0	0	244	329	42.58	4	
DIVISION 2										
	P	W	L	D	B	FG	For	Ag	%	%Won
Croydon	8	7	1	0	1	300	202	148.51	87.5	
Warrandyte Swans	9	7	2	0	0	287	197	145.69	77.78	
Vermont Eagles Gold	9	7	2	0	0	281	229	122.71	77.78	
Kilsyth Cougars Black	8	6	2	0	1	230	183	125.68	75	
Croydon North MLOC	9	6	3	0	0	277	213	130.05	66.67	
Scoresby Magpies Black	9	5	4	0	0	255	240	106.25	55.56	
Mulgrave Red	9	3	6	0	0	246	317	77.6	33.33	
Lilydale Gold	8	2	6	0	1	166	193	86.01	25	
The Basin Red	9	2	7	0	0	185	275	67.27	22.22	
Park Orchards Red	9	0	9	0	0	177	276	64.13	0	
DIVISION 3										
	P	W	L	D	B	FG	For	Ag	%	PTS
Coldstream Grey	9	8	1	0	0	346	202	63.14	16	
The Basin Green	9	8	1	0	0	360	230	61.02	16	
East Ringwood Blue	9	8	1	0	0	312	213	59.43	16	
Montrose Demons	9	7	2	0	0	295	226	56.62	14	
Park Orchards Blue	9	5	3	1	0	259	232	52.75	11	
Whitehorse Pioneers	9	4	4	1	0	246	234	51.25	9	
Knox Red	9	4	5	0	0	232	269	46.31	8	
Heathmont White	8	2	6	0	1	244	216	53.04	6	
Glen Waverley Hawks Blue	8	3	5	0	0	230	269	46.09	6	
East Burwood Silver	9	3	6	0	0	221	284	43.76	6	
Upper Ferntree Gully Red	9	2	7	0	0	190	311	37.92	4	
Boronia Gold	9	1	8	0	0	205	309	39.88	2	
DIVISION 4										
	P	W	L	D	B	FF	For	Ag	%	PTS
Glen Waverley Hawks White	9	9	0	0	0	296	189	61.03	18	
Montrose Flames	9	7	2	0	0	297	179	62.39	14	
Lilydale Blue	9	7	2	0	0	264	200	56.9	14	
Mulgrave Blue	9	6	2	1	0	232	183	55.9	13	
Nunawading Lions	9	6	2	1	0	270	215	55.67	13	
Park Orchards Black	9	5	4	0	0	289	228	55.9	10	
Ringwood Red	9	4	5	0	0	217	254	46.07	8	
Chirnside Panthers	9	3	6	0	0	232	248	48.33	6	
Silvan Cats	9	3	6	0	0	246	290	45.9	6	
Heathmont Blue	9	2	7	0	0	208	282	42.45	4	
Coldstream Black	9	2	7	0	0	184	272	40.35	4	
South Croydon Blue	9	2	7	0	0	201	304	39.8	4	
Norwood Purple	9	2	7	0	0	194	312	38.34	4	
Boronia Brown	9	1	8	0	0	202	309	39.53	2	

DIVISION 5										
	P	W	L	D	B	FF	For	Ag	%	%Won
Knox Black	9	9	0	0	0	273	160	170.62	100	
Upper Ferntree Gully Blue	9	7	2	0	0	284	210	135.24	77.78	
Vermont Purple	9	7	2	0	0	245	185	132.43	77.78	
Waverley Blues	8	6	2	0	1	232	121	191.74	75	
Coldstream Red	9	6	3	0	0	246	195	126.15	66.67	
Kilsyth Cougars Red	9	6	3	0	0	232	192	120.83	66.67	
The Basin Black	9	5	4	0	0	297	282	105.32	55.56	
Coldstream White	9	4	5	0	0	296	281	105.34	44.44	
Montrose Devils	9	4	5	0	0	259	258	100.39	44.44	
Ringwood Black	9	4	5	0	0	214	220	97.27	44.44	
East Ringwood White	9	3	6	0	0	205	234	87.61	33.33	
Mitcham Tigers Yellow	9	2	7	0	0	228	299	76.25	22.22	
Ferntree Gully Blue	9	2	7	0	0	156	290	53.79	22.22	
South Belgrave Red	9	1	8	0	0	183	275	66.55	11.1	
DIVISION 6										
	P	W	L	D	B	FF	For	Ag	%	PTS
Balwyn Tigers	9	8	0	1	0	313	202	60.78	17	
Glen Waverley Hawks Yellow	9	8	1	0	0	372	189	66.31	16	
Mitcham Tigers Black	9	8	1	0	0	223	121	64.83	16	
Coldstream Blue	9	7	1	1	0	316	218	59.18	15	
Scoresby Magpies Grey	8	6	2	0	1	264	181	59.33	14	
South Belgrave White	9	5	3	1	0	235	234	50.11	11	
Montrose Storm	9	4	5	0	0	203	244	45.41	8	
Heathmont Yellow	9	3	5	1	0	179	223	44.53	7	
Mulgrave Yellow	9	3	6	0	0	221	255	46.43	6	
Kilsyth Cougars White	9	3	6	0	0	203	246	45.21	6	
Lilydale Yellow	8	3	5	0	0	196	272	41.88	6	
Norwood Black	9	2	7	0	0	212	253	45.59	4	
Park Orchards White	9	0	9	0	0	108	187	36.61	0	
Scoresby Magpies White	9	0	9	0	0	122	380	24.3	0	
DIVISION 7										
	P	W	L	D	B	FF	For	Ag	%	%Won
The Basin Grey	8	5	3	0	1	232	194	119.59	62.5	
Mulgrave White	9	5	4	0	0	271	204	132.84	55.56	
Montrose Heat	9	5	4	0	0	244	197	123.86	55.56	
The Basin White	9	5	4	0	0	255	241	105.81	55.56	
East Burwood White	9	4	5	0	0	208	183	113.66	44.44	
Norwood White	9	4	5	0	1	220	229	96.07	44.44	
Coldstream Green	8	1	7	0	1	97	289	33.56	12.5	
Boronia Diamonds	9	1	8	0	0	143	334	42.81	11.1	





# AFL VICTORIA JUNIOR DEVELOPMENT SERIES

## UNDER 15 BOYS (1)

### Round One v Northern Football Netball League (@Walker Park, Mitcham)

EFNL 15.14 (104) def NFNL 6.4 (40)

**Best On Ground:** Peter Costanzo (Mitcham)

### Round Two v South Metro Junior Football League (@Trevor Barker Oval, Sandringham)

EFNL 5.8 (38) def by SMJFL 8.12 (60)

**Best On Ground:** Riley Purton (Lysterfield)

**Back Row:** Mikey Ruldolph (Trainer), Gary Burleigh (Asst. Coach), Wayne Judge (Head Coach), Ripley Pritchard, Jack Baldwin (VC), Bailey Phillips, Zach Tulloch, Lucas Tovey, James Menzies, Charlie Richardson, Fraser Dunstone, Jai Townsend, Mitch Gamel, Nathan Caughey, Joel Burleigh (Asst. Coach), Adam Verrell (Runner) **Front Row:** Alan Bolar, Ashton Sinn, Will Verrell, Cooper Long, Jesse Nealy, Luke Wilson (VC), Noah Brimmer, Kobe Askew, Riley Purton (C), Bailey O'Reilly, Peter Costanzo, Cristian Moras, Zak Szymakowski, Adrian D'Amico, Seth MacDonald

## UNDER 15 BOYS (2)

### Round One v Northern Football Netball League (@Walker Park, Mitcham)

EFNL 18.19 (127) def NFNL 4.3 (27)

**Best On Ground:** Leigh Fanartzis (Mitcham)

### Round Two v South Metro Junior Football League (@Trevor Barker Oval, Sandringham)

EFNL 13.3 (81) def SMJFL 12.6 (78)

**Best On Ground:** Archie Flynn (North Ringwood)

**Back Row:** Mikey Ruldolph (Trainer), Steve Lester (High Performance), Will Heliotis, Kai Van Suyen, Ned Laughlin, Kaiden Marshall, Lachlan Whitchurch, Cameron Zani, Jag Singh, Leigh Farnatzi, Kynan French, Ryleigh Collins, Tyson Simmonds, Noah Smith, James Hunter, Jason Philactides (Head Coach), Adam Zani (Team Manager) **Front Row:** Hunter Chapman, Jordy Hider, Cameron Livingstone, Archie Flynn, Flynn Smith, Jackson Mooney, Kane Oppy, Jonty Sinclair, Hudson Goulding, Thomas Gale, Hamish Gill, Liam Walker **Absent:** Jordan Lynn

## UNDER 15 GIRLS

### Round One v Northern Football Netball League (@Walker Park, Mitcham)

EFNL 10.10 (70) def NFNL 1.7 (13)

**Best On Ground:** Leila Hedderwick (East Ringwood)

### Round Two v South Metro Junior Football League (@Trevor Barker Oval, Sandringham)

EFNL 14.8 (92) def SMJFL 2.3 (15)

**Best On Ground:** Molly Paterson (Vermont)

**Back Row:** Leanne Marsden (Team Manager), Greg Walker (Asst. Coach), Steve Lester (High Performance), Isabelle Creaton, Ella Russell, Emma Di Petta, Hayley Evans, Bree Horne, Lucy Ongaro, Mikayla Gatherum, Lara Nathan, Oli Sithibourne, Georgia Brisbane (VC), Molly Paterson (VC), Corey Maynard (Assist. Coach), Mikey Ruldolph (Trainer), Julian Cosgrove (Coach) **Front Row:** Georgia Wilson (Runner), Zoe Wilkinson, Georgie Marsden, Mathilde Wilkinson, Lisa Peacock, Jacinta Baxter, Jasmine Coney, Chloe Thorn, Evelyn Connolly (C), Charlee McCafferty, Leila Hedderwick, Hayley Tonks, Tayla McMillan, Kaitlyn Hubbard

## UNDER 14 BOYS (1)

### Round One v Northern Football Netball League (@Coventry Oval, Diamond Creek)

EFNL 13.14 (92) def NFNL 5.7 (37)

**Best On Ground:** Josiah Landy (Norwood)

### Round Two v South Metro Junior Football League (@Walker Park, Mitcham)

EFNL 22.11 (143) def SMJFL 2.8 (20)

**Best On Ground:** Oscar Caiso (Vermont)

**Back Row:** Jack Davidson (Runner), Thomas Swainston (Mitcham), Josiah Landy, Emmanuel Bettoli, Jamie Gilchrist, Charlie Whitehead (VC), Mitchell Buckland (C), Tairon Ah-Mu, Oliver Greeves (VC), Jackson Adams, Alexander Fanartzis, James Wilson, Bayley Groenen, Brett Davidson (Head Coach) **Front Row:** Logan Shelton, Rory O'Mahony, Archer Ryan, Blake Chambers, Callum Smith, Lauchlan Bell, Ethan Gaunt, Darcy Jamieson, Oscar Caiso, Harrison Chapman, Lauchlan Dovaston, Ben Krins, Patrick Wheeler

## UNDER 14 BOYS (2)

### Round One v Northern Football Netball League (@Coventry Oval, Diamond Creek)

EFNL 12.6 (78) def NFNL 6.5 (41)

**Best On Ground:** Yonal Gunawardena (Wantirna South)

### Round Two v South Metro Junior Football League (@Walker Park, Mitcham)

EFNL 11.16 (82) def SMJFL 4.6 (30)

**Best On Ground:** Andrew Barker (Mooroolbark)

**Back Row:** Dyson Baker (Assist. Coach), Max Micoll, Bohdi Sheppards, Tom Matthews, Christian Rae, Xavier Taylor, Mason Porter (VC), Jack Peek (C), Andrew Barker, William Johnson, Marcus Krasnadamskis, Conner Brown, Daniel Sanders, Owen Prior, Nicholas Goodman, Mark Pascoe (Coach) **Front Row:** Boston O'Brien, Cooper Granville, Oliver McKenzie, Bailey Hammond, Sam Newey, Drew Baker





## STATEMENT BY BOARD MEMBERS

The board has determined that the association is not a reporting entity and that this special purpose financial report has been prepared in accordance with the accounting policies outlined in Note 1 to the financial statements.

In the opinion of the board the financial report as set out on pages 30 to 35.

1. Presents fairly the financial position of the Eastern Football Netball League as at 31 October 2021 and its performance for the year ended on that date in accordance with Note 1 to the financial statements.
2. At the date of this statement, there are reasonable grounds to believe that the Eastern Football Netball League will be able to pay its debts as and when they fall due.

This statement is made in accordance with a resolution of the board and is signed for and on behalf of the board by:



**GRAHAM HALBISH**

Board Member



**TIM FINEMORE**

Board Member

Dated in Melbourne on this 24th day of November 2021

# STATEMENT OF FINANCIAL POSITION

AS AT 31 OCTOBER 2021

	Note	2021	2020
<b>CURRENT ASSETS</b>			
Cash and cash equivalents	2	1,650,957	1,171,758
Trade and other receivables	3	-	52,668
Other current assets	4	63,220	289,756
<b>Total Current Assets</b>		<b>1,714,177</b>	<b>1,514,182</b>
<b>NON CURRENT ASSETS</b>			
Property, plant and equipment	5	689,332	728,900
<b>Total Non Current Assets</b>		<b>689,332</b>	<b>728,900</b>
<b>TOTAL ASSETS</b>		<b>2,403,509</b>	<b>2,243,082</b>
<b>CURRENT LIABILITIES</b>			
Trade and other payables	6	160,625	178,023
<b>Total Current Liabilities</b>		<b>160,625</b>	<b>178,023</b>
<b>NON CURRENT LIABILITIES</b>			
Provisions	7	-	-
<b>Total Non Current Liabilities</b>		<b>-</b>	<b>-</b>
<b>TOTAL LIABILITIES</b>		<b>160,625</b>	<b>178,023</b>
<b>NET ASSETS</b>		<b>2,242,884</b>	<b>2,065,059</b>
<b>EQUITY</b>			
Retained earnings		2,242,884	2,065,059
Eastern Football Hub Development Fund		-	-
<b>TOTAL EQUITY</b>		<b>2,242,884</b>	<b>2,065,059</b>

# STATEMENT OF COMPREHENSIVE INCOME

AS AT 31 OCTOBER 2021

	Note	2021	2020
Sales Revenue		719,861	545,259
Cost of Sales		545,551	408,342
<b>Gross Profit</b>		<b>174,310</b>	<b>136,917</b>
Other Revenues		2,004,512	650,912
Expenses		2,000,997	986,898
Profit before income tax		177,825	(199,069)
Income tax expense	1d	-	-
<b>Profit/(Loss) for the year</b>		<b>177,825</b>	<b>(199,069)</b>
Other Comprehensive Income for the year, (net of tax)		-	-
<b>Total Comprehensive Income/(Loss)</b>		<b>177,825</b>	<b>(199,069)</b>

*The accompanying notes form part of these financial statements*



## STATEMENT OF CHANGES IN EQUITY

### AS AT 31 OCTOBER 2021

	Retained Earnings	Development Fund	Total
<b>Balance at 31 October 2019</b>	<b>2,164,128</b>	<b>100,000</b>	<b>2,264,128</b>
(Loss) attributable to the members of the company	(199,069)	-	(199,069)
Transfer of Development Fund into Equity	100,000	(100,000)	-
<b>Balance at 31 October 2020</b>	<b>2,065,059</b>	<b>-</b>	<b>2,065,059</b>
Profit attributable to the members of the company	177,825	-	177,825
<b>Balance at 31 October 2021</b>	<b>2,242,884</b>	<b>-</b>	<b>2,242,884</b>

## STATEMENT OF CASH FLOWS

### AS AT 31 OCTOBER 2021

	Note	2021	2020
<b>CASH FLOWS FROM OPERATING ACTIVITIES</b>			
Cash receipts in the course of operations		2,906,831	1,223,168
Interest received		2,510	7,296
Cash payments in the course of operations		(2,427,298)	(1,487,960)
Interest and other costs of finance paid		-	-
<b>Net cash provided by (used in) operating activities</b>	8	<b>482,043</b>	<b>(257,496)</b>
<b>CASH FLOWS FROM INVESTING ACTIVITIES</b>			
Payments for property, plant and equipment		(2,844)	(10,680)
Proceeds from sale of property, plant and equipment		-	-
<b>Net cash (used in) provided by investing activities</b>		<b>(2,844)</b>	<b>(10,680)</b>
Net increase (decrease) in cash held		479,199	(268,176)
Cash at beginning of the financial year	2	1,171,758	1,439,934
<b>CASH HELD AT THE END OF FINANCIAL YEAR</b>	2	<b>1,650,957</b>	<b>1,171,758</b>

The accompanying notes form part of these financial statements

# NOTES TO AND FORMING PART OF THE FINANCIAL STATEMENT

FOR THE YEAR ENDED 31 OCTOBER 2021

## 1. SUMMARY OF SIGNIFICANT ACCOUNTING POLICIES

This financial report is a special purpose financial report prepared in order to satisfy the financial reporting requirements of the Associations Incorporation Reform Act 2012 (Vic), for use by the members of the league and to fulfil the board's requirements to prepare financial statements. The Association is a not-for-profit entity for financial reporting purposes under Australian Accounting Standards.

The financial report has been prepared in accordance with the requirements of the Associations Incorporation Reform Act 2012 (Vic) and the following Accounting Standards:

- AASB 101 Presentation of Financial Statements
- AASB 107 Statement of Cash Flows
- AASB 108 Accounting Policies, Changes in Accounting Estimates and Errors
- AASB 110 Events after the Reporting Period
- AASB 116 Property, Plant and Equipment
- AASB 15 Revenue from contracts with customers

No other applicable Accounting Standards, Australian Accounting Interpretations or other authoritative pronouncements of the Australian Accounting Standards Board have been applied.

The financial report has been prepared on an accruals basis and is based on historic costs and does not take into account changing money values or, except where specifically stated, current valuations of non-current assets.

The following material accounting policies, which are consistent with the previous period unless otherwise stated, have been adopted in the preparation of this financial report.

### A) PROPERTY, PLANT AND EQUIPMENT

Each class of property, plant and equipment is carried at cost or fair value less, where applicable, any accumulated depreciation and impairment loss.

The carrying amount of plant and equipment is reviewed annually by directors to ensure it is not in excess of the recoverable amount from these assets. The recoverable amount is assessed on the basis of the expected net cash flows that will be received from the assets employment and subsequent disposal. The expected net cash flows have been discounted to their present values in determining recoverable amounts.

Subsequent costs are included in the asset's carrying amount or recognised as a separate asset, as appropriate, only when it is probable that future economic benefits associated with the item will flow to the association and the cost of the item can be measured reliably.

All other repairs and maintenance are charged to the income statement during the financial period in which they are incurred.

The directors have assessed the current market value of the league's land as at least \$490,000 based on the most recent Knox City Council valuation.

### B) DEPRECIATION

The depreciable amount of all fixed assets is depreciated on a straight line basis over their useful lives commencing from time the asset is held ready for use.

The depreciation rates used for each class of assets are as follows:

Freehold Improvements	9% to 33%
Furniture and Equipment	20%
Computers	20%
Motor Vehicles	20%

### C) REVENUE RECOGNITION

#### Sales Revenue

Sales Revenue represents revenue earned (net of returns, discounts and allowances) at a point in time from the sale of products and services. Sales revenue is recorded when the goods are dispatched.

#### Interest Income

Interest Income is recognised as it accrues.

#### Asset Sales

The profit or loss on disposal of assets is included as revenue of the association. Such profit or loss on disposal of assets is brought to account at the date an unconditional contract of sale is signed.

### D) INCOME TAX

The league has been granted an income tax exemption by the Australian Tax Office.

# NOTES TO AND FORMING PART OF THE FINANCIAL STATEMENT

FOR THE YEAR ENDED 31 OCTOBER 2021

## 1. SUMMARY OF SIGNIFICANT ACCOUNTING POLICIES

### E) INVENTORIES

Inventories are measured at the lower of cost and net realisable value. The cost is based on the first in, first out principle and includes expenditure incurred in acquiring the inventories and bringing them to their existing condition and location.

Net realisable value is determined on the basis of the company's normal selling pattern. Expenses of marketing, selling and distribution to customers are estimated and are deducted to establish net realisable value.

### F) EMPLOYEE BENEFITS

Provision is made for the association's liability for employee benefits arising from services rendered by employees to balance date. Employee benefits that are expected to be settled within one year have been measured at the amounts expected to be paid when the liability is settled, plus related on-costs. Employee benefits payable later than one year have been measured at the present value of the estimated future cash outflows to be made for those benefits.

### G) GOODS AND SERVICES TAX

Revenues, expenses and assets are recognised net of the amount of GST, except where the amount of GST incurred is not recoverable from the Australian Taxation Office. In these circumstances, the GST is recognised as part of the cost of acquisition of the asset or as part of an item of the expense. Receivables and payables in the statement of financial position are shown inclusive of GST.

### H) IMPAIRMENT OF ASSETS

At each reporting date, the association reviews the carrying values of its tangible and intangible assets to determine whether there is any indication that those assets have been impaired. If such an indication exists, the recoverable amount of the asset, being the higher of the asset's fair value less costs to sell and value in use, is compared to the asset's carrying value. Any excess of the asset's carrying value over its recoverable amount is expensed to the income statement.

Where it is not possible to estimate the recoverable amount of an individual asset, the association estimates the recoverable amount of the cash-generating unit to which the asset belongs.

### I) COMPARATIVE AMOUNTS

Where required by Accounting Standards comparative figures have been adjusted to conform with changes in presentation for the current financial year.

### (J) NEW ACCOUNTING STANDARDS FOR APPLICATION IN FUTURE PERIODS

The AASB has issued new, revised and amended Standards and Interpretations that have mandatory applicable dates for future reporting periods and which the association has decided not to early adopt. Due to the nature of the association's activities, it does not expect them to have any material effect on the association's financial statements.



# NOTES TO AND FORMING PART OF THE FINANCIAL STATEMENT

FOR THE YEAR ENDED 31 OCTOBER 2021

	2021	2020
<b>2. CASH AND CASH EQUIVALENTS</b>	<b>1,650,957</b>	<b>1,171,758</b>
<b>3. TRADE AND OTHER RECEIVABLES</b>		
Debtors	37,824	95,668
Less impairment of receivables	(37,824)	(43,000)
	<b>-</b>	<b>52,668</b>
<b>4. OTHER CURRENT ASSETS</b>		
Stock on hand	63,220	157,456
Other debtors	-	132,300
	<b>63,220</b>	<b>289,756</b>
<b>5. PROPERTY, PLANT AND EQUIPMENT</b>		
Freehold land at cost	240,000	240,000
Building at cost	383,433	383,433
Less accumulated depreciation	(19,240)	(16,835)
	<b>604,193</b>	<b>606,598</b>
Freehold improvements at cost	119,589	119,589
Less accumulated depreciation	(57,553)	(40,312)
	<b>62,036</b>	<b>79,277</b>
Computer and software at cost	12,864	19,319
Less accumulated depreciation	(12,757)	(13,160)
	<b>107</b>	<b>6,159</b>
Furniture and equipment at cost	43,702	43,420
Less accumulated depreciation	(41,582)	(34,387)
	<b>2,120</b>	<b>9,033</b>
Motor vehicle at cost	56,762	56,762
Less accumulated depreciation	(35,886)	(28,929)
	<b>20,876</b>	<b>27,833</b>
<b>Total property, plant and equipment</b>	<b>689,332</b>	<b>728,900</b>

# NOTES TO AND FORMING PART OF THE FINANCIAL STATEMENT

FOR THE YEAR ENDED 31 OCTOBER 2021

## 5. PROPERTY, PLANT AND EQUIPMENT

Movement in carrying amounts	Freehold Land	Buildings	Freehold Improvements	Furniture & Equipment	Computer	Motor Vehicle	Total
Balance at 31 October 2019	240,000	369,003	75,919	12,602	8,068	37,111	742,703
Additions	-	-	8,907	-	1,773	-	10,680
Disposals/Transfers	-	-	-	-	-	-	-
Depreciation expense	-	(2,405)	(5,549)	(3,569)	(3,682)	(9,278)	(24,483)
Balance at 31 October 2020	240,000	366,598	79,277	9,033	6,159	27,833	728,900
Additions	-	-	-	2,844	-	-	2,844
Disposals/Transfers	-	-	-	(645)	(3,420)	-	(4,065)
Depreciation expense	-	(2,405)	(17,241)	(9,112)	(2,632)	(6,957)	(38,347)
Balance at 31 October 2021	240,000	364,193	62,036	2,120	107	20,876	689,332

	2021	2020
<b>6. TRADE AND OTHER PAYABLES</b>		
Trade creditors and accruals	102,445	78,846
Employee benefits	58,428	85,414
GST Payable	(248)	13,763
	<b>160,625</b>	<b>178,023</b>
<b>7. PROVISIONS</b>		
<b>Non current liabilities</b>		
Provision for employee entitlement	-	-
<b>8. CASH FLOW INFORMATION</b>		
Reconciliation of cash flow from operations with		
<b>Profit/(Loss) after income tax</b>		
Profit/(Loss) after income tax	177,825	(199,069)
<b>Non-cash flows in profit/(loss)</b>		
Depreciation	38,347	24,483
(Gain)/loss on disposal	4,065	-
Provision for Doubtful Debts	(5,176)	4,500
<b>Change in assets and liabilities</b>		
(Increase)/decrease in trade and other receivables	190,144	43,600
Increase/(decrease) in trade and other payables	9,588	(80,786)
Increase/(decrease) in provisions	(26,986)	3,709
(Increase)/decrease in stock on hand	94,236	(53,933)
	<b>482,043</b>	<b>(257,496)</b>

## 9. ASSOCIATION DETAILS

The principal place of business of the association is:  
Eastern Football Netball League Inc.  
256 Scoresby Road Boronia VIC 3155

# INDEPENDENT AUDIT REPORT

## TO THE MEMBERS OF EASTERN FOOTBALL NETBALL LEAGUE INC.

### OPINION

We have audited the accompanying financial report, being a special purpose financial report, of Eastern Football Netball League Inc. which comprises the statement of financial position as at 31 October 2021, the statement of comprehensive income, statement of changes in equity and statement of cash flows for the year then ended, notes comprising a summary of significant accounting policies and other explanatory information and the statement by the members of the committee.

In our opinion the financial report gives a true and fair view of the financial position of Eastern Football Netball League Inc. as at 31 October 2021 and of its financial performance for the year then ended in accordance with the accounting policies described in Note 1 to the financial statements and the Associations Incorporation Reform Act 2012 (VIC).

### BASIS FOR OPINION

We conducted our audit in accordance with Australian Auditing Standards. Our responsibilities under those standards are further described in the *Auditor's Responsibilities for the Audit of the Financial Report* section of our report. We are independent of the Entity in accordance with the ethical requirements of the Accounting Professional and Ethical Standards Board's APES 110 *Code of Ethics for Professional Accountants* (the Code) that are relevant to our audit of the financial report in Australia. We have also fulfilled our other ethical responsibilities in accordance with the Code.

In conducting our audit, we have complied with the independence requirements of the Australian professional ethical pronouncements.


We believe that the audit evidence we have obtained is sufficient and appropriate to provide a basis for our opinion.

### EMPHASIS OF MATTER - BASIS OF ACCOUNTING

Without modifying our opinion, we draw attention to Note 1 to the financial report, which describes the basis of accounting. The financial report has been prepared to assist Eastern Football Netball League Inc. to meet the requirements of the Associations Incorporation Reform Act 2012 (VIC). As a result, the financial report may not be suitable for another purpose.

### COMMITTEE'S RESPONSIBILITY FOR THE FINANCIAL REPORT

The Committee is responsible for the preparation and fair presentation of the financial report and have determined that the accounting policies described in Note 1 to the financial statements which form part of the financial report are appropriate to meet the financial reporting requirements of the Associations Incorporation Reform Act 2012 (VIC) and are appropriate to meet the needs of the members. The Committee is also responsible for such internal control as the Committee and management determine is necessary to enable the preparation of the financial report that is free from material misstatement, whether due to fraud or error.



**McLean Delmo Bentley Audit Pty Ltd**

Chartered Accountants


### AUDITOR'S RESPONSIBILITIES FOR THE AUDIT OF THE FINANCIAL REPORT

Our objectives are to obtain reasonable assurance about whether the financial report as a whole is free from material misstatement, whether due to fraud or error, and to issue an auditor's report that includes our opinion. Reasonable assurance is a high level of assurance, but is not a guarantee that an audit conducted in accordance with Australian Auditing Standards will always detect a material misstatement when it exists. Misstatements can arise from fraud or error and are considered material if, individually or in the aggregate, they could reasonably be expected to influence the economic decisions of users taken on the basis of the financial report.

As part of an audit in accordance with Australian Auditing Standards, we exercise professional judgment and maintain professional scepticism throughout the audit. We also:

- Identify and assess the risks of material misstatement of the financial report, whether due to fraud or error, design and perform audit procedures responsive to those risks, and obtain audit evidence that is sufficient and appropriate to provide a basis for our opinion. The risk of not detecting a material misstatement resulting from fraud is higher than for one resulting from error, as fraud may involve collusion, forgery, intentional omissions, misrepresentations, or the override of internal control.
- Obtain an understanding of internal control relevant to the audit in order to design audit procedures that are appropriate in the circumstances, but not for the purpose of expressing an opinion on the effectiveness of the Entity's internal control.
- Evaluate the appropriateness of accounting policies used and the reasonableness of accounting estimates and related disclosures made by management.
- Conclude on the appropriateness of management's use of the going concern basis of accounting and, based on the audit evidence obtained, whether a material uncertainty exists related to events or conditions that may cast significant doubt on the Entity's ability to continue as a going concern. If we conclude that a material uncertainty exists, we are required to draw attention in our auditor's report to the related disclosures in the financial report or, if such disclosures are inadequate, to modify our opinion. Our conclusions are based on the audit evidence obtained up to the date of our auditor's report. However, future events or conditions may cause the Entity to cease to continue as a going concern.
- Evaluate the overall presentation, structure and content of the financial report, including the disclosures, and whether the financial report represents the underlying transactions and events in a manner that achieves fair presentation.

We communicate with those charged with governance regarding, among other matters, the planned scope and timing of the audit and significant audit findings, including any significant deficiencies in internal control that we identify during our audit.



**Martin Fensome**

Hawthorn  
**Partner**

*Dated in Melbourne on this 24th day of November 2021*



# COMPILATION REPORT

## TO THE MEMBERS OF EASTERN FOOTBALL NETBALL LEAGUE

We have compiled the accompanying special purpose financial statements of Eastern Football Netball League, which comprise the detailed statement of comprehensive income on pages 38 to 39, for the year then ended 31 October 2021. The specific purpose for which the special purpose financial statements have been prepared is to provide private information to the Board.

### THE RESPONSIBILITY OF THE DIRECTORS

The directors of Eastern Football Netball League are solely responsible for the information contained in the special purpose financial statements, the reliability, accuracy and completeness of the information and for the determination that the financial reporting framework used is appropriate to meet their needs and for the purpose that the financial statements were prepared.

### OUR RESPONSIBILITY


On the basis of information provided by the directors we have compiled the accompanying special purpose financial statements in accordance with APES 315 Compilation of Financial Information.

We have applied our expertise in accounting and financial reporting to compile these financial statements. We have complied with the relevant ethical requirements of APES 110 Code of Ethics for Professional Accountants.

### ASSURANCE DISCLAIMER


Since a compilation engagement is not an assurance engagement, we are not required to verify the reliability, accuracy or completeness of the information provided to us by management to compile these financial statements. Accordingly, we do not express an audit opinion or a review conclusion on these financial statements.

The special purpose financial statements were compiled exclusively for the benefit of the directors who are responsible for the reliability, accuracy and completeness of the information used to compile them. Accordingly, these special purpose financial statements may not be suitable for other purposes. We do not accept responsibility for the contents of the special purpose financial statements.



**McLean Delmo Bentley Audit Pty Ltd**

Chartered Accountants



**Martin Fensome**

Hawthorn  
**Partner**

*Dated in Melbourne on this 24th day of November 2021*

# TRADING STATEMENT

FOR THE YEAR ENDED 31 OCTOBER 2021

	2021	2020
<b>INCOME</b>		
Sales	695,958	516,948
Licence fee	23,903	28,311
	<b>719,861</b>	<b>545,259</b>
<b>Less Cost of Sales</b>		
Opening Stock	157,456	103,523
Purchases	451,315	462,275
Closing Stock	63,220	157,456
	<b>545,551</b>	<b>408,342</b>
<b>TRADING PROFIT</b>	<b>174,310</b>	<b>136,917</b>
<b>OTHER INCOME</b>		
Affiliation fees	124,993	-
AFL Victoria grant	80,000	18,000
Blue Ribbon Foundation	-	-
Competition Management	25,128	-
Development funding program	64,375	1,081
Game Day Filming	37,153	-
Finals	-	801
Finals levy	-	-
Fines	4,394	-
Insurance - Club	424,209	-
Interest	2,510	7,296
Lightning Premierships	-	-
Netball	110,399	-
Player registrations	255,669	162,338
Presentation nights	-	-
Profit/Loss on sale - Assets	-	-
Sponsorships	207,102	181,536
Sundry revenue	871	560
Umpires fees	536,135	-
COVID 19 funding	131,574	279,300
<b>TOTAL INCOME</b>	<b>2,178,822</b>	<b>787,829</b>
Less total expenses	2,000,997	986,898
<b>OPERATING SURPLUS / (LOSS)</b>	<b>177,825</b>	<b>(199,069)</b>

*These financial statements should be read in conjunction with the attached Compilation Report.*

# TRADING STATEMENT

## FOR THE YEAR ENDED 31 OCTOBER 2021

	2021	2020
<b>EXPENSES</b>		
Affiliations	3,152	2,466
Annual Report	1,820	4,610
Auditor's remuneration	8,500	5,900
Bank charges and interest	1,512	927
Blue Ribbon Foundation donation	-	-
Depreciation of fixed assets	38,347	24,483
Loss on disposal of fixed assets	4,065	-
Development funding program	29,973	40,009
Doubtful Debt Provision	2,084	4,500
Match Day Filming / Video Highlights	61,840	-
Employment expenses	1,447	1,065
Employee costs	568,835	559,863
Executive expenses	6,145	2,240
External consultant costs	16,530	20,724
Finals expenses	33,208	11,630
Finals levy expense	-	-
Information technology	10,631	12,933
Insurance - General	15,702	21,970
Insurance - Club	417,513	137,400
Interleague matches	24,143	10,383
Investigation costs	1,364	-
Junior committee expense	-	-
Lightning Premierships - Junior division	-	-
Media	35,060	7,557
Meetings	1,280	4,065
Motor vehicle expenses	2,501	1,888
Netball	79,410	12,901
Occupancy costs	20,959	20,134
Presentation nights & Awards	8,938	9,891
Printing and stationery	18,783	18,876
Seminars and training	767	1,118
Sponsorship costs	9,648	3,274
Staff amenities	16,867	5,685
Sundry expenses	760	1,763
Telephone & internet services	28,499	29,189
Umpires	530,714	9,454
<b>TOTAL EXPENSES</b>	<b>2,000,997</b>	<b>986,898</b>

*These financial statements should be read in conjunction with the attached Compilation Report.*



# LIFE MEMBERS

Clive Sleeman *	Albert McLellan *	Wayne Reddaway	Peter Luttick	Craig Braddy
Reg Mathews *	Gerald Black *	Ian Kerr	Len Mackay *	Bruce Peak
Cliff Tomkins *	Kenneth Wright *	Gary Brunnen	Vern Clauscen	Robert Murray
Walter Cornhill*	Les Leete *	Ron Smith	Geoff Dempster	Stephen Jones
Paul Edie *	Gordon Parker *	Ken Walters *	John Milburn	James (Jim) Walker
Sir Gilbert Chandler *	William Baldwin *	Heather Kleesh	Margaret Trollope	
Kevin Pratt *	Jim Elmer *	Peter Coloretti	Michael Whiting	
Frank Bibby	A Robert Tregear	Brian Hawkins	Rob Peak	
James Austin *	Barry Raymer *	Sandra Smith	Steve Semken*	

\* Denotes deceased

## 300-GAME PLAYER LIFE MEMBERS

Steve Mills	Anthony Gleeson	Les Millar	Dale Vitiritti	Glenn Hewitt
Graeme Allan	Ian Spencer	David Dietrich	Matt Richards	Andrew Farrell
Alan Bateson *	Peter Baker	Lorenzo Marotti	Andrew Smith	Jamie Cruickshank
Phil Mason	Len Taylor	Ray Lacey	Andy Lee	Christian Holdsworth
Geoff D'Arcy *	Doug Brumby	Neil Wells	Brett Hartman	Matt Lawson
John Hayhurst	Greg Smith	John O'Brien	Todd Power	Greg Jarvis
Colin Tainton *	Roger O'Brien	Paul Fyander	Matt Smith	Matt Whitty
Robert Hayhurst	Bill Leach	Michael Redpath	Dion Festini	Marc Williams
Des Brown	Kevin Heinze*	Tony Walsh	Jeff Hall	Brad Neil
Bill Duff	Brian Coopersmith	Greg Krenn	Marc Hardy	Nick Goodwin
Steven Davis	Brendan Curtis	Anthony Hehir	Aaron Nummy	Paul Tredrea
Gordon Cowley	Max Vincent*	Paul Sparkes	Jason Wade	Rodney Williams
Peter Steele	Andy Hayman	Terry McCormick	Stuart Wynd	Alex Bakens
Robin Rogers	Alex Argentino	Colin Krenn	Scott Morrison	Craig O'Malley
Peter Bowie	Trevor McPhee*	Darren Mason	Mark Cullen	James Wright
John Wood	Ken Melville	David Bending	Adam Molinaro	James Grant
Colin Schelfhout	Bill Mutsaers	Scott Fritsch	Huseyin Yusef	Leigh Rankin
Stuart Cook	Keith Stocker	Steve O'Gorman	Sebastian Colakidis	Steven Young
Bill Bowie *	Craig Marson	Nick Tennant	John Krikas	Luke Watson
Neale Trollope*	Patrick Schneider	Erwin Anadoli	Danny Russo	Michael Oxley
Graeme Milburn	Mark Gow	Cameron Browne	Chance McPhee	Adam Blythman
Roy Baldwin*	Greg Smith	Dean Buckley	Matt Wright	
Allan Shaw	Don Hall*	Mark Djordevic	Stephen McDonald	
Terry Morris	Alan Espie	Rod Marget	Sam Bates	
John Harrop	Alan Whelan	Gerald Toohey	Bryce Notman	

\* Denotes deceased

### EFNL LEGENDS

<b>Ian Clark</b>	1970 (3)	1972 (2)	1974 (3)			
<b>Keith Robins</b>	1971 (1)	1972 (1)	1973 (3)			
<b>Gary Galvin</b>	1980 (1)	1981 (2)	1982 (1)			
<b>Russell Stratton</b>	1988 (4)	1990 (3)	1993 (4)	1996 (3)		
<b>Gavin McNay</b>	1989 (4)	1991 (3)	1994 (3)			
<b>Matt Price</b>	2001 (4)	2003 (3)	2005 (3)	2008 (3)	2009 (3)	2010 (3)
<b>Nick Cox</b>	2000 (1)	2004 (3)	2006 (2)			
<b>Ian Atkinson</b>	1998 (3)	2006 (4)	2007 (4)			
<b>Bernie Dinneen</b>	2005 (1)	2006 (1)	2010 (2)			
<b>Dean Grice</b>	2007 (3)	2008 (3)	2011 (3)	2013 (3)		
<b>Kane Maghamez</b>	2009 (3)	2010 (3)	2014 (4)			
<b>Ryan Mullett</b>	2010 (1)	2012 (1)	2014 (1)			
<b>Chris Annakis</b>	2015 (2)	2017 (1)	2018 (1)			
<b>Joel Galvin</b>	2012 (2)	2016 (2)	2018 (2)			
<b>Matthew Mariani</b>	2014 (3)	2016 (3)	2019 (4)			

\*Any player in the EFNL senior ranks (not reserves) who has achieved three League best and fairest wins in his career is awarded EFNL legend status.



# LEAGUE DIRECTORY

## REGISTERED OFFICE

EFNL House  
256 Scoresby Road  
Boronia Vic 3155  
Telephone: (03) 9762 5766

## CHAIRMAN

Graham Halbish

## BOARD

Tim Finemore  
Bruce Atkinson  
Leon Bailey  
Paul Barlow  
David Flintoff  
Sue McMillan  
Paul Payne (deceased)  
Kevin Smith  
Michelle Stamper

## JUNIOR ADVISORY

Leon Bailey  
Mark Pascoe  
Ian Singleton  
Phil Hermann

## CHIEF EXECUTIVE OFFICER

Troy Swainston

## GENERAL MANAGER - FOOTBALL OPERATIONS

Dyson Baker

## COMMERCIAL MANAGER

Mark Freeman

## MEDIA MANAGER

Matthew Fotia

## NETBALL, EVENTS & ADMINISTRATION MANAGER

Petra Keogh

## JUNIOR FOOTBALL MANAGER

Corey Maynard

## HEAD OF UMPIRING

Peter Carey

## ADMINISTRATION & COMPETITIONS ASSISTANT

Joshua Hudson

## BROADCAST MANAGER

Ben Warren-Smith

## SENIOR FIELD UMPIRE COACH

Bruce Onken

## ASSISTANT SENIOR FIELD UMPIRES COACH

Nathan McDonald

## JUNIOR FIELD UMPIRE HEAD COACH

Sean Clarke

## 1ST & 2ND YEAR UMPIRE COACH

Graeme Meredith

## BOUNDARY UMPIRES COACH

Des Seaton

## BOUNDARY UMPIRES APPOINTMENTS

Trevor Finch

## BOUNDARY UMPIRES OBSERVER

Warren Hillier

## GOAL UMPIRES COACH

Peter Baldry

## GOAL UMPIRES APPOINTMENTS

Warren Sidebottom

## UMPIRES FITNESS COACH

Mal Cree

## HEAD OF NETBALL UMPIRING

Raechel Richards

## TRIBUNAL CHAIRMAN

Michael Rodriguez

## TRIBUNAL MEMBERS

John Allpress  
Michael Berkley  
Holly Canterford  
Wal Constable  
Terry Graham  
Grant Hinton  
Terry Lewis  
Peter Sinclair

## INVESTIGATION OFFICERS

Sam Purdon  
Brett Smith

## TRAINERS ASSOCIATION PRESIDENT

Neill Carboon

## UMPIRES ASSOCIATION PRESIDENT

Dean O'Neill

## UMPIRES TRAINERS

Bobby Collins  
Tamika Uzzell

## CREDITS

**Editor**  
Matthew Fotia

**Design**  
Melinda Rochford - [www.ripe.design](http://www.ripe.design)

**Photography**  
Jo Fairy - Field of View Sports  
Photography  
Davis Harrigan Photography

**Printing**  
Allanby Press Printers Pty Ltd





**EASTERN FOOTBALL  
NETBALL LEAGUE  
REGISTERED OFFICE**

EFNL House  
256 Scoresby Road  
Boronia VIC 3155  
Phone 9762 5766  
[www.efnl.org.au](http://www.efnl.org.au)

@EasternFNL

@Eastern\_FNL

@easternfnl