





NAMING RIGHTS SPONSOR



MAJOR COMMUNITY PARTNER



MAJOR SPONSORS



COMMUNITY PARTNERS



SUPPORT SPONSORS



01 MISSION STATEMENT	14 NETBALL	32 EASTERN REGION GIRLS AND WOMEN'S LADDERS AND FINALS RESULTS
02 CHAIRMAN	16 MEDIA	34 JUNIOR BOYS LADDERS
04 CHIEF EXECUTIVE OFFICER	18 UMPIRING	36 JUNIOR BOYS FINALS RESULTS
06 SENIOR COMPETITION	18 TRIBUNAL	38 NETBALL LADDERS
08 JUNIOR COMPETITION	19 TRAINERS	39 NETBALL FINALS RESULTS
10 TEAM LISTING	20 GAME DEVELOPMENT	41 FINANCIAL REPORT
11 JUNIOR INTERLEAGUE SQUADS	22 SEASON 2019	52 LIFE MEMBERS
12 EASTERN REGION GIRLS	26 AWARDS	53 LEAGUE DIRECTORY
13 DEAKIN UNIVERSITY EASTERN REGION WOMEN'S	28 TEAMS OF THE YEAR	
	30 SENIOR MEN'S LADDERS	
	31 SENIOR MEN'S FINALS RESULTS	



OUR MISSION

THE EASTERN FOOTBALL NETBALL LEAGUE WILL EFFECTIVELY PROMOTE AND FACILITATE THE PLAYING AND DEVELOPMENT OF AUSTRALIAN FOOTBALL AND NETBALL FOR THE BENEFIT OF ALL PARTICIPANTS, AT ALL LEVELS THROUGHOUT THE EAST OF METROPOLITAN MELBOURNE.

STRATEGIC PILLARS & PRIORITIES

CLUBS

PARTICIPATION

COMMUNITY & PARTNERSHIPS

OPERATIONAL EXCELLENCE

FINANCIAL MANAGEMENT

EFNL CORE VALUES

COMMUNITY

- We value and appreciate all volunteers in the League.
- We engage, develop and promote social partnerships with League charity partners.
- We value and appreciate the positive contribution our clubs make in their local community.

FAIRNESS

- We treat all clubs and competitions equally. We grade to increase match competitiveness.
- We strive to provide participation opportunities for all players.
- We make decisions based on what is the fairest and most equitable outcome for all stakeholders.

RESPECT

- We treat all people with integrity and respect.
- We communicate in a positive and respectful manner.
- We promote positive engagement between officials, umpires and spectators.

INTEGRITY

- We are open, honest and transparent in our decision making. We respect confidentiality.
- We play by and enforce the rules of the League.
- We proactively deal with issues in a consistent and timely manner.

EXCELLENCE

- We set and drive the expectations and standards of the League.
- We share ideas, review best practice, innovate and evolve to create efficiencies.
- We provide a consistent and professional service. We support and guide as and when required.

WELCOME TO THE 2019 EASTERN FOOTBALL NETBALL LEAGUE ANNUAL REPORT.

On behalf of my fellow Board members, we thank you for your continued support and investment into our wonderful competition. 2019 was another strong year for the League, year one of our five-year strategic planning period and we delivered on many of our key priorities.

Our competition continues to grow, with female participation in our league now standing at over 25 per cent of total participants. Record crowds attended the Deakin University Eastern Region Women's grand finals across the four divisions at Lilydale and Mulgrave. Female footy will continue to grow and become an important part of our clubs and the League. Over 80 per cent of our senior clubs are represented on the netball court each Friday and we expect in 2020 that with the addition of more courts across the east, we will be able to improve our geographical coverage.

With the Eastern Region Australian Rules Football Facility Strategy now in the final review process, we look forward to working closely and proactively with all councils and governments for the benefit of our clubs and the wider community. We have seen significant investment in facility improvements this year and we look forward to this gaining even more momentum over the coming years.

The investment in game development from both the EFNL and AFL Victoria continues to deliver strong results. However, a significant investment is required to develop and implement strategies designed to attract more multicultural players to the game. This could involve offering mid-week competitions, adjusting formats, player numbers, rules and making changes to accommodate lifestyles, religion and differing levels of competitiveness.

Our partnership with the Hawthorn Football Club continues to evolve; in 2019 we partnered to provide fully-funded SALT (Sport and Life Training) programs to our older junior boys and girls, a program that rolls over into 2020. Hawthorn players attended and ran clinics in the east and were involved in our interleague training camp and training sessions. In the past few years, a select group



of boys have been invited to train with the Hawthorn Next Generation Academy which is run by former Richmond player, Nathan Foley.

Our CEO Troy Swainston and I met with Hawthorn CEO Justin Reeves during the season and there is a genuine desire to build a long-term partnership that has mutual benefit. With their move to Dingley coming closer, building a plan to engage with organisations like us will be critical for them to keep a strong presence in their eastern heartland.

The *Pick My Club* program was fully-funded by Hawthorn and provided clubs with the opportunity to share in \$10,000 worth of prizes through activating their social media platforms and voting on a specific club project.

Umpiring is a critical component of the League and an area we invest heavily in. We thank the Umpires' Association and president David Parker, committee members Dean O'Neil, Paul Dennis and others, who have worked tirelessly to ensure the League and Association continue to grow and develop umpiring in the east.

The League would like to thank our loyal sponsors for their continued support in 2019. This year we welcomed Eastland as our naming-rights partner.

Their investment in the League, our clubs and their support of community sport in Melbourne's east has generated significant engagement, activity and opportunities for our clubs, members and supporters.

We have highly-valued, long-standing relationships with our major community partner Bendigo Bank and major sponsors Channel Nine, BJS Insurance, Deakin University, Yarra Valley Water, carsales, Trojan Tools and 1116 SEN, along with our other valued support sponsors and community partners listed at the front of the Annual Report.

Financially, we remain healthy with a strong balance sheet. We continue to tread the fine balance between keeping costs to clubs as low as possible while providing the level of service that is both expected by clubs and ensures as an organisation we grow and evolve.

Our donation from grand final entry fees of over \$20,000 to finals partner the Victoria Police Blue Ribbon Foundation brings the total donated by the EFNL community over the last 10 years to over \$220,000. From those donations, we are pleased to advise that the critical circulatory response service is now operational at Box Hill Hospital which will greatly enhance survival chances



when patients suffer lung and heart failure in the eastern suburbs - a significant legacy of which we can all be proud of. The next scheduled project will once again be in the east at the Angliss Hospital so our investment in this foundation will deliver a significant return to the community in our heartland.

We have continued to allocate significant resources in helping build awareness through partnerships and activations with TAC Towards Zero, Good Sports, Sports Chaplains Australia, Sport and Life Training (SALT), Love the Game - Not the Odds, METEC driver training, Beyond Blue, Eastern Health and Fight MND.

I'd like to thank the EFNL Junior Committee led by Leon Bailey, who do a terrific job during the junior season liaising with clubs on Sundays and upholding the high standards of our junior competition.

The League continues to be well-served by a talented and passionate group of Board members who again have made a significant contribution during 2019. They help provide the administration with wise counsel and ensure the competition is conducted with a high level of respect, governance and stability.



Above from top L-R, EFNL Board: Tim Finemore (Deputy Chairman), Bruce Atkinson, Leon Bailey, Paul Barlow, David Flintoff, Kerry Freer, Paul Payne and Sue McMillan.

Thank you to our hard-working EFNL staff; as an organisation we continually aim to evolve and innovate and 2019 again saw the administration work hard to build efficiencies for both clubs and the League and manage competitions across the whole weekend. Despite our growth, the League continues to keep costs down and currently operates with a similar level of staffing we had over 10 years ago. The Board is mindful however, of the additional requirements imposed by the rapid expansion of the League, particularly through girls and women's football and netball competitions.

In closing, a sincere thank-you to all the hard-working committee persons and volunteers at all EFNL clubs. You make a huge contribution to the cohesion and well-being of your clubs and local communities and your efforts are greatly appreciated. Enjoy the off season and see you all in 2020.



GRAHAM HALBISH
Chairman



2019 WAS A SUCCESSFUL YEAR FOR THE EASTERN FOOTBALL NETBALL LEAGUE ON ANY MEASURE FROM THE FIVE KEY PILLARS OF OUR STRATEGIC PLAN: CLUBS, PARTICIPATION, COMMUNITY AND PARTNERSHIPS, OPERATIONAL EXCELLENCE AND FINANCIAL MANAGEMENT.

We delivered a new more user-friendly website, enhanced our existing match-day footage with game-day tagging and highlight packages and our weekly match of round live stream and finals coverage was outstanding. So good in fact it had over 5,300 views during the Saturday of the Premier Division grand final. Our game-day highlight videos reached over 1.6 million people and views were over 750,000, giving our sponsors amazing exposure and reach in comparison to what we had been able to provide previously.

In 2020, we will roll out a new, more inclusive league name, the Eastern Football Netball League (EFNL) and accompanying logo. With that change, it will allow all our football competitions to fall under the one logo and one database. This will generate efficiencies and consistent processes for all male and female competitions and alleviate permits across databases.

With continued growth, particularly in the areas of junior girls and senior women's, participation again reached a record-high of 674 football/netball teams and in excess of 15,000 registered participants. Female participation has grown from one per cent in 2013 to 25 per cent of all participants in EFNL competitions. It is changing the face and culture of clubs both on and off the field and driving considerable health, participation and engagement

benefits to the community. One of our strategic plan priorities are all clubs having female representation in football and netball by 2023.

As our competition continues to grow, the facilities must also grow to increase usage hours and provide change rooms suitable for all participants. The Melbourne East Football Facility Strategy is in the final review stage, the largest piece of work completed in the east. There has been significant investment in the east this year and we are confident this will unlock further funding. Local councils continue to be the single-biggest investor in sporting facilities, and we will continue to work closely with them, the state and federal governments and AFL Victoria.

This season, on-field behaviour has been outstanding once again. Whilst a couple of serious injuries have created headlines throughout the season, these incidents remain isolated. There were 323 yellow cards issued which is a 15 per cent decrease on 2018, there were 15 investigations (12 in 2018) and whilst reports were up 84 (73 in 2018), the number of players actually suspended was the same as the prior year at 66. Across the board this has resulted in the lowest-ever fines to clubs. The match-day footage provides great benefits for coaching and development, game review and scouting of opposition teams but this has a direct and positive impact on on-field player behaviour.

Social media usage is booming across the League delivering increased access, exposure and engagement, for the most part this is very positive. However, it can also deliver some negative outcomes so we will be looking to tighten up our social media policies, sanctions and increase education.

This year, our Premier Division grand final day was hindered by poor weather; finals are a critical revenue source for all leagues and plays a big part in whether the League posts a small surplus or a deficit. With the removal of the football record in 2019, costs for clubs dropped by between 5-10 per cent and we again capped fixed costs to clubs. Cost increases over the last 10 years have been half of CPI. While over a long period of time, the League has built up cash reserves, it gives the League financial independence and allows us to assist clubs who are going through challenging times. Our cash balance at the end of the financial year is also widely misunderstood; the position at the Annual General Meeting is our strongest cash position for the year. As we roll towards the start of the season, our insurance policy being paid up-front depletes the balance considerably.

League commercial revenues continue to allow us to invest in areas to assist individuals, clubs and their associated communities.



We continue to invest into netball, women's football, road safety programs for 16 and 17-year-olds, drug and alcohol and mental health and well-being delivered by SALT, sports chaplain placement in clubs and services to help with tragedies, and participation in interleague programs. These programs being free for all participants, we are the only League who fully-funds its interleague program. Match-day footage included Sportscast game-day tagging and highlight packages to clubs at no cost and we continue to be one of the few leagues that don't charge players and officials entry to finals across the senior competition. The League covers the cost of senior umpires which is a large expense, finals game-day footage which is fully-subsidised and selling only grand final footage downloads to the winning team

to assist in part recovering costs. For those that can't make it to the football, the match of round and all senior men's grand finals are live-streamed free of charge.

Across all juniors, senior men's, senior women's and veterans' finals, 33 clubs hosted finals this year. Volunteers in clubs put in a huge amount of time and effort, raising important funds for clubs to help keep costs for club members low and to generate funds to deliver projects. We greatly appreciate the support of our clubs in hosting finals.

The League continues to be served by a talented and high-performing staff whose resilience and resolve can be tested at times. I thank the EFNL team for their support and commitment throughout the year in providing our clubs with a high level of service.

The EFNL Board, Junior Committee, Umpires' Association, Trainers Association, Tribunal and League Investigators all continue to make significant contributions to the smooth-running of the League. We continue to subsidise umpire uniforms and trainer courses for all clubs.

Finally, thank you to all the wonderful volunteers across the EFNL. Enjoy the off season which gets shorter every year and best of luck for season 2020.



TROY SWAINSTON
Chief Executive
Officer

2019 WELCOMED THE EXPANSION TO FIVE SENIOR DIVISIONS OF FOOTBALL AND IT CERTAINLY DIDN'T DISAPPOINT.

Premier Division was debuted in season 2019 featuring the top 10 teams following the 2018 season. The breakdown of mid-tier divisions made for captivating viewing throughout the season in both Division 1 and Division 2.

THE 45TH CLUB

Croydon North-Mount Lilydale Old Collegians made its debut in the Eastern Football Netball League becoming the 45th senior side, competing in Division 4. The 'Kanga-Rams' were able to claim their first win in the EFNL in reserve-grade football in Round 4, defeating Kilsyth. The seniors almost claimed their maiden win, going down in the dying moments of their Round 7 clash with Nunawading.

MARGINS					
	PREMIER	DIVISION 1	DIVISION 2	DIVISION 3	DIVISION 4
2018	42	43	46	46	52
2019	43.64	24.76	32.08	57.72	88.78

The divisional restructure gave several teams renewed hope of success in 2019. As expected, the competition remained tight at the top with Division 1 becoming more and more competitive as the season transpired.

Premier Division margins remained similar to that of Division 1 in 2018 whilst Division 1 and 2 recorded significant drops due to the competitiveness of the majority of teams throughout the season, and close to 60 per cent of games in Division 1 and 2 were decided by less than four goals.

UNDER-19S GRADING

After an extended period of consultation and research around various other competitions, the League introduced grading into the under-19s competition, allowing sides to play outside of their aligned senior division.

Whilst this creates some headaches with aligning games, it also allowed for much more competitive under-19 competitions. Surrey Park and East Burwood took out the minor premierships in divisions 1 and 2 respectively with the latter taking out the Division 2 under-19s premiership.

South Croydon's under-19 side was regraded into Division 2 whilst Ringwood fielded under-19s for the first time since 2014 in Division 4, alongside Norwood and Noble Park who were able to enter two under-19 teams.



SEASON REVIEW

- Balwyn hosted Blackburn on Good Friday, with the Burners claiming the honours on the day by 43 points.
- South Croydon (versus Blackburn) and Silvan (versus Coldstream) hosted Anzac Day fixtures.
- Lighting upgrades at HE Parker Reserve (Heathmont), Vermont and Lilydale saw all three clubs host night games during the season. With several venues in the pipeline and growing demand, we expect more twilight and night games moving forward.
- Premier Division rivals Noble Park and Balwyn once again locked horns on Queen's Birthday weekend, with the Tigers capitalising on a strong start to claim an 83-point win.
- At the top-end of Division 4, the finals race was live until the very last minute with Surrey Park clinching fourth position by 0.75 per cent after a tight percentage race with Silvan.

FINALS REVIEW

- The League partnered with InTix who provide ticketing systems to offer 'tap and go' credit card payments at all Premier Division finals at Bayswater as well as other grand finals – following a trial phase there is an appetite and potential to extend next year.
- Following a significant injury delay, Fairpark started to take control of the Division 4 grand final late in the piece with a 15-point win to break the club's 24-year drought. Daughter of East Burwood legend Colin Tainton, Colleen, was honoured to present the best on ground medal cast in her father's name.
- Division 3 was South Belgrave's for the taking. The Saints were strong from the outset across all three grades and come finals time, continued to flex their muscles. A 107-point win over Ferntree Gully in the second semi-final, followed by a strong second-half showing in the grand final versus Waverley Blues saw the Saints claim the club's second EFNL premiership.
- The Division 2 finals series was exciting from start to end, kicking off with an extra-time thriller in the first semi-final between Mitcham and Heathmont. The tight finishes



became a fixture of Mitcham's premiership tilt as it claimed a preliminary final win over Boronia by three goals. The grand final was one for the ages; Ringwood with the aid of a strong breeze capitalised to lead by six goals at the first change, before Mitcham responded and set up a tight second-half.

A mark in the dying seconds to the Redbacks gave them the chance to snatch victory after the final siren. The kick fell agonisingly short, hitting a strong breeze on its path towards goal and Mitcham held onto a two-point victory.

- Park Orchards made a charge from fifth defeating both Bayswater and Lilydale before being pulled back down to earth by a strong

Croydon outfit in the preliminary final. The Blues booked a grand final showdown with Doncaster East who was searching for back-to-back flags. First-half inaccuracy put Croydon within striking distance at the main break before Doncaster East took control to eventually run out winners by 36 points.

- Vermont survived an early scare from Blackburn to trail at the first change in the Premier Division decider. The Eagles made use of the breeze in the second, peppering the goals from all angles, registering 6.7 for the term to lead by five goals at half-time. From there, the reigning premier never looked troubled and held its lead to claim back-to-back flags for the first time since 2006-07.

Buoyed by the restructure and changes being made to the structure of the under-19s competition, the League continues to thrive. We thank all the hard-working players, officials and volunteers for their dedication across the winter months.

We already hope you are looking forward to a bigger and better 2020.



DYSON BAKER
General Manager -
Football Operations



2019

Eastern Football Netball League junior team numbers grew again, consolidating a fifth year of growth in EFNL competitions. Coupled with the continued growth of the Eastern Region Girls, numbers grew to 425 junior teams from EFNL clubs which is another record for the competition.

Season 2019 saw the introduction of three new initiatives for the competition. EFNL Silent Sunday was introduced in Round 11 and 12 to raise awareness of spectator behaviour towards players, officials and other spectators.

The yellow card, one-week suspension was introduced to assist with addressing poor on-field behaviour. Whilst we have decreased the number to 125 send-offs in 2019, we still see this as an area for improvement moving forward.

Trialled throughout Rounds 1 – 10 was the under-9 9 v. 9 format developed in conjunction with Hawthorn Football Club. This introduced a new focus on development for our younger players

by reducing congestion around the ball, allowing players to have more opportunity to develop throughout the game.

INTERLEAGUE

The interleague program changed its format in 2019 after AFL Victoria made the decision to remove grand finals and brand the series the AFL Vic Metro Development Series.

The League fielded a full quota of boys' sides as part the series with all four boys' sides completing the series with two wins and one loss.

The interleague training camp was again an integral part of the junior interleague calendar providing coaches with the opportunity to understand their groups and start to implement game plans and strategies.

Further to this, the League also utilised the services of SALT (Sport and Life Training), Rise Health Group, tackling coach Mal Bangs and Hawthorn FC, while also hearing from Eastern Ranges talent managers to further enhance the experience for our players.

The success of the program is providing 104 players from the Eastern Football Netball League the opportunity to test their talents against the best players from leagues across metropolitan Melbourne.

NON-COMPETITIVE

Our youngest stars got to experience their first taste of competitive football with the Eastland Under-9 Lightning Premiership held once again at Pinks Reserve on May 5. The conditions were fantastic as 37 teams and over 750 kids competed across the Sunday. We thank Kilsyth Football Club for the work they do to make the Lightning Premiership a great event each year.

Another highlight for our younger players is the Almost Little Legends Clinic, held in the July school holidays and this year returning to Jubilee Park. More than 800 under 8-10 boys and girls were given the chance to hone their skills, ably assisted by personalities from the Nine Network, Hawthorn AFL players as well as our own junior interleague stars.



FINALS

This season saw a change to the junior finals format with the introduction of the top-six, three-week finals series.

34 of the 35 clubs who fielded competitive sides in season 2019 had at least one side compete in finals, which was a wonderful start to the three-week finals series. In the second week of finals, 30 of our 35 competitive clubs made it through to grand finals and 18 clubs achieved premiership success in 2019.

To our host clubs for season 2019, thank you for the work you put in to ensuring the junior finals series is a success each year.

BEST CONDUCTED CLUB

In 2019, the EFNL shortlisted four clubs for the Gordon Park Best Conducted Club Award. These clubs had excelled in a range of areas. Congratulations to Heathmont, Waverley Blues, Norwood and Montrose.

The overall winner had a great season on-field leading the way with on-field behaviour having zero send-offs or melees in season 2019.

Congratulations to Waverley Blues Junior Football Club led by president Mark Frescher, secretary Cathy Eames and all their hard-working committee.

THANK YOU

Firstly, to the EFNL Junior Committee members who continue to dedicate their weekends year in and year out – to Leon Bailey, Ian Singleton, Mark Pascoe, Phil Hermann and Bernard Fewster – a huge thank-you.

To EFNL CEO Troy Swainston, General Manager – Football Operations Dyson Baker and all the staff at the Eastern Football Netball League, thank you for your assistance and guidance across my first season on-board at the EFNL – your support has assisted with providing a smooth introduction to my role as Manager – Junior Football.

Female football within the eastern region continued to grow under the guidance of Female Competitions and Talent Manager, Jessie Mulholland. Thank you for your efforts and your commitment to the development of female football across our competition.

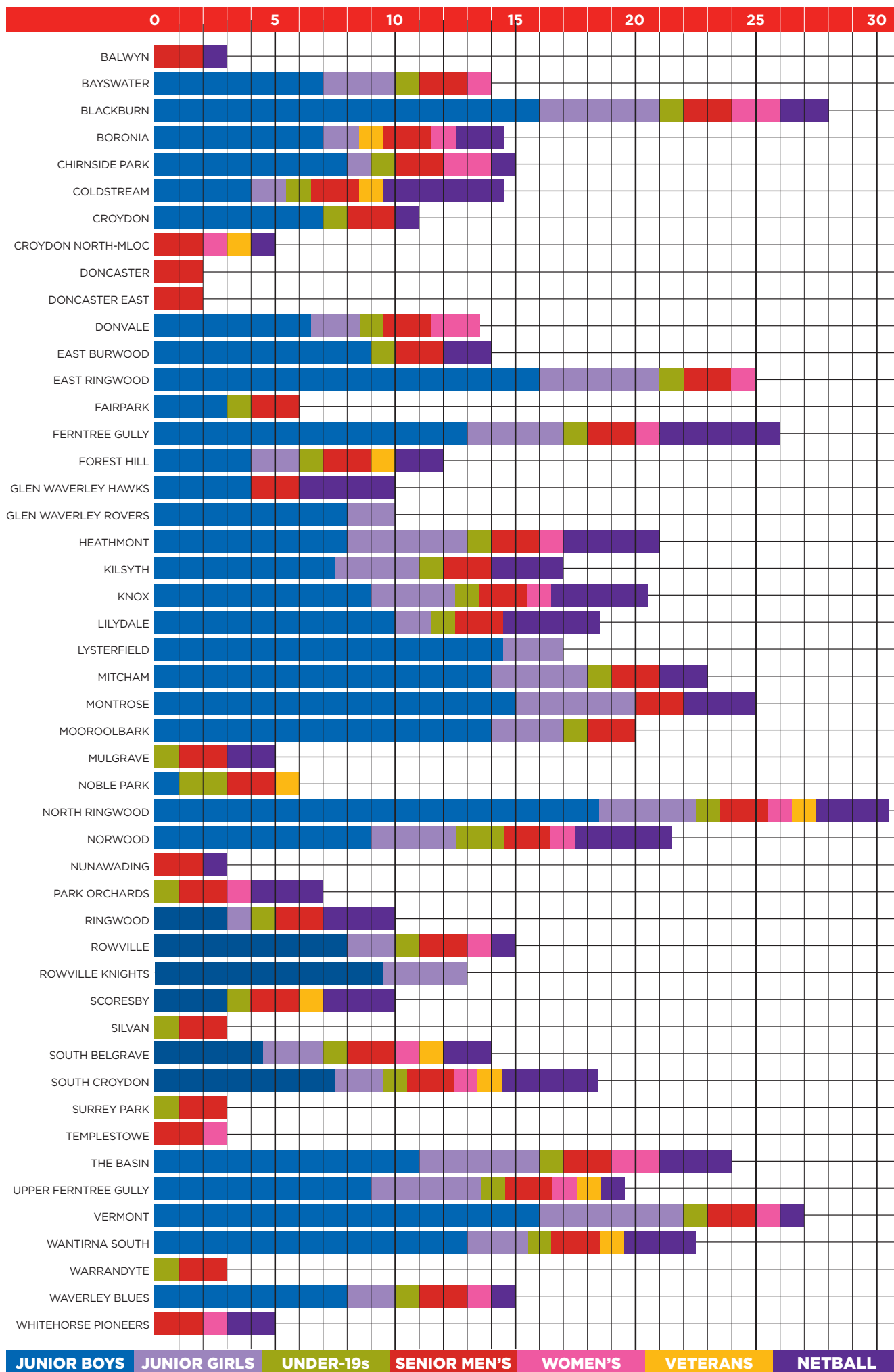
Our umpiring department continued to grow in season 2019 under the guidance of the EFNL Head of Umpiring, Scott Van Noordennen and Head Junior Field Umpire Coach Sean Clarke. A huge thank-you to you both for ensuring more than 150 games have umpires appointed every Sunday, but most importantly your drive to continually develop the umpiring group is outstanding.

Most importantly to club committees and volunteers, your passion, drive and commitment to the development of your clubs, players and the game is unwavering and only matched by your dedication.



CHRIS POPE

Manager – Junior Football



JUNIOR BOYS **JUNIOR GIRLS** **UNDER-19s** **SENIOR MEN'S** **WOMEN'S** **VETERANS** **NETBALL**

U14 BOYS - D1



UNDER-14 BOYS DIVISION 1

Coach: Brett Davidson MVP: Nicholas Watson

The under-14-1 team started its first game with a 42-point win against Northern FL in the night game. It unfortunately met a strong Yarra Junior FL side in the second game, going down by 34 points. In the final game, the boys regrouped and managed to outclass South Metro Junior FL by 96 points.

U14 BOYS - D2



UNDER-14 BOYS DIVISION 2

Coach: Mark Pascoe MVP: Cambell Wyss

The under-14-2 side opened the proceedings at HE Parker in Round 1 of the Development Series with a 91-point victory against Northern FL. In Round 2, it travelled to Bulleen and continued its success with a 59-point win against Yarra Junior FL. Round 3 saw a tough game held at East Burwood Reserve against South Mero Junior FL which saw the boys gallantly defeated by one point.

U15 BOYS - D1



UNDER-15 BOYS DIVISION 1

Coach: Wayne Judge MVP: Riley Voulanas

The under-15-1 started with an arm wrestle in Round 1, beating Northern FL away by one point. In Round 2, it hosted Yarra Junior FL at Jubilee Park and managed to continue its success from the first game, coming away with a 26-point win. Round 3 saw the team travel to Sandringham to take on South Metro Junior FL, however another tight contest saw it defeated by six points.

U15 BOYS - D2



UNDER-15 BOYS DIVISION 2

Coach: Brad Neurath MVP: Cristian Ciampa

Round 1 saw the under-15-2 side take on Northern FL away, managing a 12-point win. Round 2 had the side open up the day in what was a triple header at Jubilee Park against Yarra Junior FL, which saw the Eastern FL able to secure the first win of the day by seven points. The final game was another close game against South Metro Junior FL, with the Eastern FL falling short by nine points.

U15 GIRLS - D1



UNDER-15 GIRLS DIVISION 1

Coach: Meredith Denvir MVP: Alyssia Pisano

The under-15 girls-1 side played Northern FNL at South Belgrave in Round 1, winning by 18 points. Alyssia Pisano had a great debut, kicking four goals. Round 2 was played against South Metro FL at Jubilee Park as a triple header with the boys. The girls had a great first half, heading into the third quarter with a three-point lead but South Metro was too strong, winning by 18 points. Round 3 saw the girls travel to Bulleen Park to play against the Yarra Junior league where they took away the win by 17 points.

U15 GIRLS - D2



UNDER-15 GIRLS DIVISION 2

Coach: Mel Hogg MVP: Scarlett Potter

Round 1 saw the under-15 girls-2 squad play Yarra Junior FL at South Belgrave. The girls fought hard to come back from a 19-point difference heading into half-time, to just lose by four points at the final siren. In Westmeadows in Round 2, the Essendon District FL was too strong, prevailing by 51 points. The final round was played against the EDFL division 2 side where the girls' hard work paid off, recording their first win by three points.

IN 2019, THE EASTERN REGION GIRLS COMPETITION SAW ANOTHER GROWTH IN FEMALE PARTICIPATION WITH 116 TEAMS TAKING THE FIELD ACROSS 16 DIVISIONS. THIS INCLUDED PREMIER, DIVISION 1, DIVISION 2 AND THE AFL OUTER EAST STAND-ALONE DIVISION.

The Under-10 Girls Lightning Premiership Cup was a great success held at Pinks Reserve, with three overall winners.

Again, we fielded two under-15 representative sides in the AFL Victoria Metro Development Series, both of our sides were competitive playing against great sides from the Northern Football Netball League, South Metro Junior Football League, Yarra Junior Football League and the Essendon District Football League.

Come finals time, a wide-spread 31 of the League's clubs were represented in junior finals. The competitiveness and skill improvement were proven with the average winning margin in the grand finals just 21 points.

Thank you to Knox, Vermont, South Belgrave, Heathmont, Mulgrave, Coldstream, Kilsyth,

Lilydale, Gembrook, Belgrave, Woori Yallock, Olinda-Ferny Creek, Seville, Healesville, Monbulk and Upwey Tecoma who all played host to Eastern Region Girls finals with 14 divisions played out across three weeks.

Billanook College was the venue for the Eastern Region Girls Presentation Night in which best and fairest winners, runners-up and third-place getters were awarded, as well as MVP interleague awards, junior umpire award, and coach and volunteer of the year awards.

Congratulations and thank you to both Brendan McKenna at AFL Outer East and Sean Clarke at the EFNL for their hard work managing the umpires week by week.

Both leagues' junior competitions are represented by a hard-working group of people who continue to ensure the standard of this League raises. Thank you to Troy Swainston, Aaron Bailey, Chris Pope and Andy Gibbons for their support and guidance throughout the year. Thank you also to the junior committee of the EFNL and the junior commission of AFL Outer East.

Thank you to the clubs who continue to prioritise female football and to all of the hard-working volunteers who have contributed to a great year in the Eastern Region Girls competition in the 2019 season.

Finally, to the players, thank you for making this competition the success it has been. We look forward to the continued growth in 2020.





IN 2019, THE DEAKIN UNIVERSITY EASTERN REGION WOMEN'S COMPETITION SAW EXTENSIVE GROWTH IN PARTICIPATION, WELCOMING 16 NEW TEAMS WHICH GREW THE COMPETITION FROM TWO DIVISIONS IN 2018, TO FIVE DIVISIONS IN 2019.

The Deakin University Eastern Region Women's Lightning Premiership was a two-day event held at Templestowe Football Club in March which saw 26 clubs participate.

Thank you to Silvan, Lilydale, Mulgrave, South Belgrave, Upwey Tecoma and Healesville who all hosted Eastern Region Women's finals across three weeks.

Grand final day saw record-breaking crowds at all venues for what was always going to be an exciting day. The AFL Outer East Division grand final played under lights between Healesville and Monbulk saw Healesville take the lead early on to maintain the momentum and win by 42 points.

The South Division was always going to be a close game with the Rowville Hawks and South Belgrave-Lysterfield Wolves the teams to beat in the home and away season. With a draw heading into the fourth quarter, Rowville was able to get the win by seven points.

The North Division between North Ringwood and Park Orchards saw North Ringwood too strong on the day with a 54-point win including six different goal-kickers on the day.

The Division 1 grand final between The Basin and South Croydon was another close game, with the biggest margin being six points throughout the game. A draw heading into the last quarter saw South Croydon kick the winning goal to secure the win by four points.

The Premier Division between Chirnside Park and the Whitehorse Suns was played with a high standard of skill and talent, with a 10-point lead to Chirnside Park at half-time. Chirnside Park was too strong in the third and fourth quarters to take out the title of the 2019 premiers by 66 points.

Zonzo Estate in Yarra Glen hosted the Deakin University Eastern Region Women's Presentation Night in which the competition's best and fairest awards, runners-up and goal-kickers were recognised. We also named the

Deakin University Women's Team of the Year with Patsy Boxell named as Coach of the Year.

Congratulations and thank you to both John Edwards at AFL Outer East and Scott Van Noordennen at the EFNL for their hard work managing the umpires week by week.

Thank you to both leagues for their continued support with the women's competition. Additionally, thank you to the clubs and their volunteers who have dedicated their time and hard work to grow female football in our region.

Finally, to the players, thank you for making this competition the success it has been. We are expecting another growth in the 2020 season and look forward to having you be a part of it.



JESSIE MULHOLLAND
Female Talent and
Competitions
Manager

2019 WAS AN EXTREMELY SUCCESSFUL SIXTH SEASON FOR NETBALL AS WE CONTINUE TO GROW FROM STRENGTH TO STRENGTH.

We saw 83 teams from 32 of our senior football clubs compete in eight separate divisions this season.

The season kicked off with a round robin grading night. Divisions were finalised and an exciting home and away season began being played out of five venues; Knox Regional Netball Centre, Oxley College Stadium, Fairhills High School, Gloria Pyke Netball Stadium and HE Parker Netball Complex.

In Premier Division, the netball never disappoints, and this year was no exception. New to the division, East Burwood proved it was a fierce competitor all season and progressed through to the decider using its second chance. Wantirna South won straight through to its fourth consecutive grand final. In a highly-competitive match, Wantirna South came out firing as it had done all year, causing East Burwood to play catch-up. With time against it, East Burwood couldn't hold on leading Wantirna South to its first-ever netball premiership.

In an exciting Division 1 grand final, minor premier Knox took on third-placed Scoresby Swoopers, who progressed through to the decider by knocking out second-placed Kilsyth Cougars. This game was a battle until the last few minutes where Knox managed to force a turnover and hold onto the small lead to claim the title of the 2019 Division 1 premier.

Division 2 was led by the Croydon Blues, who were able to finish off the home and away season with only one loss and secure themselves a place in the finals and ultimately the grand final. North Ringwood White came from third position on the ladder to challenge the Croydon Blues, and challenge it did. North Ringwood White came to play and lead from the start. Croydon Blues couldn't break the play and North Ringwood won its first flag.

In a closely-contested Division 3 group, minor premier and new-comer to the EFNL, Croydon North-MLOC, took on fourth-placed Ferntree Gully Eagles. In a tight



clash, the game was decided by a mere four points in the last few minutes of the game. Croydon North-MLOC took the title of the 2019 Division 3 premier, winning the club's first-ever title.

Division 4 was very even with a strong top-six heading into the finals series. Montrose had a stellar finals campaign and knocked out the minor premier, Norwood, to progress to the grand final. Upper Ferntree Gully had unfinished business in the division after falling short the previous year - it didn't disappoint this time around and dominated the game from the start, and proved a deserving winner of the 2019 Division 4 flag.

Division 5 was played out by the two strongest teams all season, Nunawading Lions and Ringwood Black. In another tight clash, the game was decided in the last quarter when Nunawading proved too powerful for Ringwood, becoming the 2019 Division 5 premier.

In Division 6, the stronger competitors in South Belgrave, Balwyn and Glen Waverley Hawks lead the way at the top. Balwyn won its way straight through to the grand final, with Glen Waverley being knocked out by South Belgrave in the preliminary final. The grand

final was a closely-contested game until the last quarter where South Belgrave put its foot down, taking home the silverware by eight goals.

In Division 7, we saw a few upsets. Minor premier Lilydale Yellow lost its grand final hopes when it got knocked out by fourth-placed The Basin Bears. Glen Waverley Black earned its spot straight through to the grand final after an impressive performance in the qualifying final. A week off unfortunately didn't help and The Basin Bears took the lead from the start. The Bears were too strong on the night and came away deserving premiers.

The League's Chandler Medal presentation night again recognised the achievements of the netballers with the leading goal-shooters, best and fairest winners for each division and the Premier Team of the Year being awarded. Congratulations to Lauren Woodgate, Belinda Williams, Jessica Hoskin, Kellie Phillips, Sarah Caldwell, Abbey Jordanov, Olivia Clear and Pia Walker who were awarded the leading goal-shooter awards for their respective divisions and to Naomi Linossier, Nicole Stone, Melissa Carter, Nikki Whitten, Jessica Hoskin, Samantha Singh, Olivia Nation, Tegan Pohl, Carly Hewett and Sally Tran for taking out the best and fairest awards.



A big thank-you to Raechel Richards, who again undertook the massive task of Umpire Coordinator in season 2019. With 42 games each week, Raechel ensured the appropriate umpires were allocated to every single game whilst developing and mentoring our umpires to be the best they can be. A massive congratulations to Fiona Fisher, Anita McKenzie and Sacha Hammond who were badged this

season and to Louise Kohlman who obtained her b-badge. Well done!

A very special thank-you to Alice Barrow, Stephanie Missos, Karin Sansom, Brad Keats and Staci Ball who all undertook the role of venue manager, ensuring the competition ran smoothly each week.

Last but not least, thank you to the clubs and their players for helping make netball in the EFNL a quality

competition which continues to grow from strength to strength. We look forward to coming back bigger and better in 2020.



PETRA KEOGH

Netball, Events and Administration Manager

SEASON 2019 MARKED THE DAWN OF A NEW ERA FOR THE EASTERN FOOTBALL NETBALL LEAGUE'S MEDIA OPERATIONS, WITH SIGNIFICANT EVOLUTION ACROSS ALL PLATFORMS.

The 2019 pre-season saw the return of the popular *Choose Tap #InFocus2019* series, which was a campaign run on EFNL.org.au from February 20, 2019 until April 5, 2019, featuring daily, in-depth season previews for each senior men's, women's and junior club in the Eastern Football Netball League.

Each club was again featured on its own respective day, featuring interviews from the senior coach, president, or club captain covering off-season transfers, reflections on the previous season's campaign, aspirations and expectations for the season ahead and so on, granting fans an unparalleled look into each club ahead of the upcoming season.

Audiences were more engaged than ever before in the off-season period with the combined *#InFocus2019* reach across Facebook topping more than 230,000 – up from 167,000 the previous year, while likes totalled more than 1,000.

December 2018 saw the official announcement of Crocmedia and 1377 SEN+ – 1116 SEN's digital station – as the League's primary broadcast partner for the next two seasons. In an unprecedented broadcasting deal in community football, the arrangement sees all game-day broadcasts and EFL Sunday episodes aired on 1377 SEN+, making for greater exposure for our sponsors and on-air talent than ever before. Additionally, each EFL Sunday and EFL Insight episode was produced from the state-of-the-art Crocmedia studios in Southbank, with the experience of working in a commercial radio station invaluable to both myself and all our media volunteers involved. Each game-day broadcast was also simulcast on 98.1 Radio Eastern FM, with whom we continue to maintain a fantastic relationship with after more than 25 years.

Our *EFL Game-Day* broadcasts continued to set an exemplary standard across 25 weeks of the season, bringing listeners all the action in our featured match and all the latest scores around the grounds. From 1pm each Saturday, listeners were given inside access to each competing club ahead of our broadcast match, with in-depth

interviews with senior coaches, presidents and club identities in the lead-up, along with a detailed preview and analysis of all the weekend's action ahead. EFL Sunday featured from 10am-12pm on 1377 SEN+ with each episode's podcast uploaded online afterwards, this year covering five senior men's divisions under the League's divisional restructure introduced in season 2019. With a line-up of senior coach interviews across the various divisions and a detailed look at all the previous day's action, EFL Sunday again proved a must-listen for all followers of our competition.

Our weekly game-day broadcast via the EFNL.org.au video stream and radio coverage continue to serve as a great showcase of both the on-air talent on the EFNL Media team, and the expertise of our sound and film personnel. With on-screen graphics, instant replays, time clocks, scorecards, combined with insightful commentary, it is a product in which all involved can be proud of, which continues to set the benchmark for coverage in local footy. Coverage of the Premier Division grand final saw five cameras engaged along with all the aforementioned features, with the video stream garnering over 5,000 views on the day of the event. As such, our live coverage by live stream or radio has become staple listening and viewing for many followers of the EFNL.

December 2018 also saw the official League podcast, *EFL Insight*, win 'best radio football show' at the AFL Victoria Media Awards, in what was the League's first broadcast award in seven seasons. The award was a true testament to the dedication and hard work undertaken in producing the show, which has garnered a strong following among the EFNL community.

Season 2019 marked the show's second season, which saw interviews from various club identities including captains, presidents and stalwarts, to topical guests based on the happenings of the round to come, including Dr Grant Blashki from Beyond Blue to chat all things mental health ahead of Beyond Blue Round.

The ever-popular *Where are They Now?* segment, proudly sponsored by Tobin Brothers Funerals, returned



for another season, featuring a past-player of the League each week. As was the case in season 2018, the segment evoked stories of yesteryear, with retellings of everything from past glories, humorous anecdotes, honest career reflections to grand final agony, and perhaps even tales that have grown a few legs over the years.

Listeners were also kept up-to-date with all the latest news across the competition with Leader Newspapers' Toby Prime returning for his segment, *Prime Cuts*. Thank you to Toby Prime, along with Paul Amy, for continuing to promote our competition through their comprehensive coverage via Leader Newspapers.

Our social media channels continue to grow rapidly, with around 18,200 Facebook likes (up 1,600 from the end of last season), over 6,200 Twitter followers (an increase of around 200 from 2018) and 6,650 Instagram followers (up 2,150 from the conclusion of 2018). Our Team App platform also continued to grow rapidly, now with a follower base of around 36,000 – 6,000 more than this time last year. Our major sponsors continue to enjoy a prominent presence on our Team App channel, with naming-rights partner Eastland reaching over 350,000 ad views from October 2018-October 2019, whilst Bendigo Bank, carsales, Channel 9, Deakin University, SEN, Trojan Tools and Yarra Valley Water each averaging around 120,000 ad views each in the past year.



February saw the launch of the new League website, with an emphasis on user-friendliness in a clean, organised design. Work commenced on the project early in the 2018-19 off-season with the collaboration and help of the SportsTG digital production team led by Michael Johnston and Victor Matthews. Season 2019 saw more news and feature articles published online than ever before, along with regular columns including Tobin Brothers Statsbench by Noel McPhee, the Bendigo Bank Netball Review, Inside the EFL and more. Weekly features on the Deakin University Eastern Region Women's competition also proved a popular read, reaching in excess of over 100,000 people on our Facebook page, with likes totalling over 1,000.

The introduction of Sportscast to our media operations this season provided a whole new avenue of exposure for our sponsors, with weekly highlight videos of every match filmed in Premier Division, Division 1 and Division 2 with the help of game-day tagging of goals, marks, stoppages and other notable pieces of play. Each video would be branded with a sponsor when promoted on social media, giving unprecedented exposure

to each of our partners promoted. The game-day tagging also made for improved Plays of the Week packages, which this year was proudly sponsored by Temelli Jewellery Eastland.

September saw the 2019 Clinton Grybas Media Award presented to Gavin Casey at the EFNL's Chandler Medal presentation evening, receiving the most number of votes from his peers on the media team.

As a long-time, valued and dedicated volunteer of 15 years, Gavin continues to serve the EFNL Media team with distinction through play-by-play commentary, as a panel member on EFL Sunday and EFL Insight, around the grounds reporting or helping in any way possible, as 2019 again exemplified that standard.

Thank you to Darren McKenzie and Bruce Prest of The Loft Productions, Leigh Green and the LKLM Media team who continue to provide the League with first-class products and service, Jo Fairy of Field of View Sports Photography and Davis Harrigan Photography.

Thank you to Broadcast Manager Ben Warren-Smith for his efforts across the season, along with Peter

McGinley, Matt Tyler, Sam Bingley, Mandi Giannopoulos and Nigel Slater from Crocmmedia for their continued support.

Thank you to our dedicated media team volunteers who this year again went over and above to serve the League each week; Brad Henderson, Brett Davidson, Damian Watson, Davis Harrigan, Gavin Casey, Joseph Arthur, Noel McPhee, Penelope Knight, Ray Baird, Riley Griffiths, Steve White, Tash Gunawardana, Tim Fitzsimons, Tyson Popplestone and Wayne Brasher.

We also extend our gratitude to the businesses who support our on-air coverage - Eastland, carsales, Channel Nine, Hertz Pakenham, Tobin Brothers Funerals, Temelli Jewellery Eastland and Trojan Tools.

Finally, thank you to all clubs for your time and involvement across our various platforms this season, and I wish you all a prosperous 2020.



DANIEL CENCIC
Media Manager

UMPIRING

At the start of this season we set about creating even more opportunities for umpires to grow from our junior competition to our senior competition.

We introduced two new development areas in the emerging umpires group and the female field umpires group and appointed new coaching positions to these groups. The response from these groups was amazing. In the emerging umpires group, we saw 63 umpires who officiated juniors last season, progress into our Saturday competition with our under-19s competition being the beneficiary of this group. This season we have seen over 160 junior umpires progress from our junior competition into our senior competition. The pathway at the EFL Umpires is a very clear path and open to anyone who wants to progress their umpiring.

The coaching group completed over 900 written observations for our entire umpiring list. This is a fantastic result and supports our message to the group that we are determined to ensure that all umpires receive not only group-based coaching, but individual coaching in the form of a written game-day observation.

The upshot of so many observations is that the club has seen many junior umpires transitioning into Saturday senior football and strong growth in our senior list improving into better grades of football.

Match-day observations will continue to be a strong aspect in our seasons moving forward as it allows us to continually reinforce the four-pillar philosophy and create opportunities for our umpiring panel to grow.

Overall, the performance by our umpires in the 2019 finals campaign was strong. This finals campaign saw a great mix of experienced and umpires officiating their first senior final and they all performed very well. As we move to be more predictable amongst each other as umpires this will see the team aspect grow and give us a higher and more consistent level of umpiring in the EFNL.

I would like to thank Bruce Onken (senior field coach), Neville Nash (female umpire development coach), Nathan McDonald (emerging umpires coach) Stephen Smith (boundary coach), Trevor Finch (boundary assistant coach), Pieter Van Pinxteren (boundary assistant coach), Warren Sidebottom (goal coach), Sam Walsh (goal assistant coach) and James Rizio (goal assistant coach) for their wonderful contribution and leadership shown throughout the season with their respective groups and the work you all did in creating and then supporting opportunities for umpires to develop.

To Sean Clarke (junior umpires coach) and his team Graeme Meredith and Graeme Bushby, well done again to you and your team for creating an inclusive, supportive and opportunistic environment for your list in season 2019. The success of our club and indeed future umpiring numbers will come from a very clear pathway that is being created through our junior division of our club and greater opportunities being offered as a result.

To Mal Cree, our fitness advisor, and the trainers Bob and Simon, thank you for your efforts in having our umpires ready on match-day. Thanks also to the EFLUA (EFL Umpires' Association), their president in David Parker, the board of the EFNL, the CEO in Troy Swainston, Operations Manager Dyson Baker and the entire EFL administrative team in Mark Freeman, Petra Keogh, Josh Hudson, Chris White, Daniel Cencic, Jessie Mulholland, Sean Buncle and Elle Dow for their support this season.

Finally, a big thank-you to the umpires of the EFNL. I thank you for your efforts and support within the club over the past four seasons and wish you well for the future.



SCOTT VAN NOORDENNEN
Head of Umpiring

TRIBUNAL

The Eastern Football Netball League continues to set the standard regarding fair and reasonable play, resulting in another low number of yellow cards this season with reports remaining steady.

YELLOW CARDS

Total yellow card numbers remain in decline for senior and junior football even with an increase in overall team numbers.

Season 2019 saw the introduction of the one-week suspension for yellow cards across underage competitions. Junior cards peaked at 134 – a significant drop on the previous year's total (170).

Full credit to our umpires who continue to do an outstanding job managing the games and not tolerating unreasonable incidents on the field.

YELLOW CARDS ISSUED				
	2016	2017	2018	2019
PREMIER	242	234	179	156
RESERVES	156	197	125	90
UNDER-19	116	122	76	77
TOTAL	514	553	380	323

In 2019, there were 84 reports (71 last season) made by umpires and investigation officers, a slight increase on the prior season. Whilst the number of overall reports increased, both set penalty and guilty verdict figures remained constant.

Of the 84 reports, 66 players and officials were found guilty of their offences with 48 reports heard by the tribunal, 30 were found guilty, and 36 players accepted the set penalty offered by the umpires. Players and officials should be commended for their behaviour.

In season 2019, 15 (12 last season) players or officials were reported after an incident was investigated.

The number of melees in 2019 reduced to 21, remaining constant with last season's figure of 23. The League will continue to take a strong stance against this behaviour and all clubs should continue to educate their players as to the risks associated with being involved in melees.

The League is fortunate to have a terrific group of volunteers who sit on our tribunal. Their efforts enable us to continue to promote our league as fair and equitable which will continue to attract players to our competition. Finally, thank you to our investigation officers who provide a thorough and professional service to the League.



For the EFL Trainers' Association, season 2019 has been a positive year.

In 2018, we completed a significant agenda of objectives to achieve in 2019 and it is pleasing to report that with the exception of the vote to amend our constitution which will occur at our AGM on November 13, we will have achieved all of our objectives. Some of these were:

- Complete a season launch for head trainers.
- Create a Team App page for EFNL sports trainers.
- Bed in a new training provider, First Aid Management.
- Implement a new structure for trainer qualifications to make it easier for clubs to get junior trainers.
- Increase membership numbers, with now over 600 sports trainers in the EFNL.
- Run information sessions throughout the season on concussion and taping.

Our 2019 committee was made up of nine members with most being active sports trainers at clubs and often holding down other roles as well, truly dedicated to their clubs and sports training. I would like to acknowledge Nigel Callanan, vice president for his work during the season making sure the committee remained focused on achieving our 2019 objectives. Again, special thanks go to senior vice president and secretary of the Trainers' Association, Tanya Cruickshank, for all her hard work over the season. We welcomed new committee members, Ian Wood, Brooke Witherow and Doug Papademetriou - thank you for contribution. To the general committee members, thanks for your efforts over the season and I would also like to mention that after 29-plus years as a sports trainer and a number of those years on the Trainers' Association, Robert Hart has resigned from the committee. 'Bob' always had a contribution to make to

committee meetings and trainers with that amount of experience are hard to replace. Thanks for your service, Bob.

We had a significant change to our training courses as we entered into an agreement with First Aid Management to run our courses for 2019.

First Aid Management offered five courses:

- HLTAID001 - Provide Cardiopulmonary Resuscitation (CPR)
- HLTAID003 - Provide First Aid (Level 2)
- Sports Trainer Level 1
- Emergency Response Coordinator (ERC)
- Sports Trainer Level 1 Re-Accreditation

For season 2019, there were 576 participants in those five courses which was a great result and no doubt ensured the players in the EFNL were well looked-after by accredited trainers.

With changes to how we register Trainers' Association members, our membership number rose to over 600 sports trainers in the EFNL and this did not include clubs that did not submit their trainers lists for 2019.

Congratulations to the Club Warehouse Trainer of the Year recipient, Nigel Callanan, from the Montrose Football Netball Club. Nigel has been the driving force behind our new training qualifications and training provider whilst making time to complete sports training for the junior interleague and also attending and participating in all information sessions during the season.

Thank you to the trainers who assisted with first aid at the Almost Little Legends Clinic at the Ringwood's Jubilee Park. It's great fun to watch all the future footy stars run through their skills with the Nine Network presenters and Hawthorn footballers.

Thank you to our sponsors and partners, Martin Gaul from Club Warehouse, Rob Parker from First Aid Management, Vermont Urgent Care and Sportsmed Biologic.

A big thank-you to EFNL CEO Troy Swainston and his team at the EFNL for your continued support this year. Troy has always made time for the Association and his team that we interact with in Petra Keogh, Mark Freeman and Dyson Baker in areas such as compliance and football operations; we really appreciate your assistance.

In conclusion, the Trainers' Association has managed to complete all our regular duties and services for the 2019 season and in addition, complete all our objectives. The challenge going forward in 2020 is to build on the excellent work completed in 2019 and continue to strive to provide our members the information, education, representation, support and guidance to effectively carry out the role of an EFNL sports trainer.

We will be looking in 2020 to complete the following:

- Increase our information sessions and include advanced taping and an introduction to massage
- Complete an events calendar with dates for information sessions to be presented at the Trainers' Association Season Launch.
- Look at providing a level 1 sports trainers course for allied health professionals.
- Increase and more effective communication to our members.
- Increase our committee numbers from nine to 12.
- Finalise the changes to our constitution.

I wish you all a safe and happy Christmas and New Year and look forward to seeing you in 2020.

NEILL CARBOON

EFL Trainers' Association President



AUSKICK

In the second year under the Auskick 2.0 program, 2019 saw the introduction of creating AAA (Access All Abilities) centres across the region, including a new centre which has seen an increase of participants that have a disability. This encapsulates a large component of our community that have not previously engaged in Australian rules football; over 1,635 of our Auskick participants were new, however overall participation numbers are down by 30 participants from 2018 with the ever-changing landscape of our community, with aging and migrant populations being contributing factors.

The transition rates increased with 3.78 per cent staying in Auskick and 2.85 per cent increase moving into junior football with a 3.76 per cent decrease in those kids that don't continue on in football and transition to other sports.

We had two Auskick activations which saw an increase of registered participants from the April activation (the second being the September school holidays).

Term 4 will see a strong focus on multicultural and inclusion Auskick programs to increase 2020 participants.

Auskick 7s continued this year on two dates, giving six different clubs

the opportunity to host with over 500 participants on each night. Whilst the weather didn't quite favour us in July, the kids enjoyed being able to play in their junior club jumpers and feeling part of the wider junior community. This was in addition to introducing half-time Auskick activations at senior home and away matches and grand finals.

COACHING

This year we had 10 workshops across the ERCA (Eastern Region Coaches Association) coaching region which also encapsulates AFL Outer East. The workshops were across foundation junior, youth and senior coaching. In partnership with the Hawthorn Football Club, we also had a foundation female coaching course which saw a 12 per cent increase in participants of female players completing their coaching accreditation.

2019 also saw a change for the coaching accreditation process in that coaches must be fully accredited in coach.afl in order for them to be available for selection on SportsTG (coaches no longer register through SportsTG as well), which saw a 100 per cent compliance rate by May 31.

A new initiative has also been developed called the She Can Coach - Eastern Academy for up to 15 female coaches within the region who have been identified in order to develop and fast-track current female

coaches, to open opportunities to coach at higher levels in community football and talent pathways. Additionally, through creating female ambassadors and role models within the community, the program aims to provide inspiration for others to start and continue their coaching journey.

OTHER PROGRAMS AND INITIATIVES

Schools from within our region were fortunate to participate in the Worawa Aboriginal College Reconciliation Sports Carnival. Along with other schools from around Victoria and interstate, everyone came together on May 21 to participate in a reconciliation celebration through football, music and laughter.

Over 10 schools participated in the Target Schools Program in partnership with eight junior clubs from the region. Aimed at increasing growth in junior participation, this has been a direct attribute in the increase of junior numbers to 704 active participants.



SEAN BUNCLE AND ELLE DOW
Football Development Managers



SEASON 2019

NOVEMBER 2018

The 2019 senior men's fixture is released, with Good Friday, Anzac Day and Queen's Birthday weekend footy all locked in. Night games at home feature for Fairpark, Ferntree Gully and South Belgrave, with the Eagles hosting the Saints under lights in Round 1 in Division 3.

DECEMBER 2018

Incumbent Manager – Junior Football Dyson Baker is appointed to the role of General Manager – Football Operations. The search begins for a new Manager – Junior Football.

The official League podcast, *EFL Insight*, wins 'best radio football show' at the AFL Victoria Media Awards, in the show's first season.

1116 SEN's newly-introduced digital station – SEN+ – is announced as the League's broadcast partner for the next two seasons.

2019

JANUARY

The League appoints Chris Pope to the role of Manager – Junior Football.

FEBRUARY

Eastland is officially announced as naming-rights partner of the EFNL for the next three seasons, in a landmark sponsorship deal worth more than \$150,000 – the largest in the League's history.

Former Deakin University student Josh Hudson is appointed Administration and Competitions Assistant.

MARCH

The EFNL Season Launch is held at Deakin University's Burwood Campus, hosted by Channel Nine's Clint Stanaway and Tony Jones. Guest speakers include Eastland general manager Greg Balmforth, Hawthorn players Liam Shiels and James Sicily, the Victoria Police Blue Ribbon Foundation's Neil Soullier and Dave Mitton of Sport and Life Training (SALT).

Up to 26 clubs converge on Templestowe Reserve for the Deakin University Eastern Region Women's Lightning Premiership. The tournament sees a full fixture of matches, highlighting the growth of women's football in the eastern region.

APRIL

Round 1 kicks off for the senior men's competition, as Croydon North-MLOC plays its first match in the EFNL.

In Division 4, Nunawading breaks a 62-game losing streak dating back to Round 10, 2015 with a rousing 32-point win over Kilsyth in the opening round.

Good Friday footy sees Balwyn host Blackburn in Premier Division, with Blackburn prevailing by 43 points.

The Eastern Region Girls Lightning Premiership is held at Kilsyth's Pink's Reserve for the under-10 age group.



MAY

The League marks Beyond Blue Round, raising funds and awareness for mental health in an effort to make mental health part of everyday conversations in clubs, in the stands, and on and off the field.

The Eastland Under-9 Lightning Premiership takes place at Pink's Reserve, Kilsyth for the under-9s age group, with 37 teams in attendance.

Lilydale product Cody Hirst is selected by the Sydney Swans at pick 16 in the AFL's mid-season draft – the first of its kind since 1993.

JUNE

The traditional Queen's Birthday weekend clash takes place, with Noble Park hosting Balwyn at the Pat Wright Senior Oval, with the Tigers recording an 83-point win.

The EFNL, in conjunction with AFL Victoria, marks the state-wide Sockit2MND Round, raising funds and awareness for motor neurone disease. The EFNL and clubs collectively purchase the most socks of any league participating, raising over \$20,000 for Fight MND.

The AFL Victoria Metro Development Series is held across the Queen's Birthday weekend, with two under-15 girls' sides, two under-14 boys' and two under-15 boys' teams representing the League.

JULY

The annual Almost Little Legends Clinic, supported by the Nine Network, returns to Ringwood's Jubilee Park as around 800 junior footballers are put through their paces by members of The Sunday Footy Show, Nine News, Kids' WB and the EFNL's junior interleague stars.

The EFNL marks Love the Game Round, a joint-initiative by AFL Victoria and the Victorian Responsible Gambling Foundation to raise awareness of the presence of gambling in sports and to love the game, not the odds.

Silent Sunday is introduced into the junior competitions and trialled for two rounds, with the emphasis on giving players an opportunity to trust their skills and instincts without sideline input and correction, to support the umpires who are

officiating the game and developing their skills and to remind everyone that junior football is solely for the kids and their enjoyment.

AUGUST

The EFNL participates in the Transport Accident Commission's (TAC's) inaugural, state-wide Towards Zero Round. Through the TAC's partnership with AFL Victoria, the Towards Zero Round enables the TAC to share the message of road safety with more than 400,000 Victorians who are involved in local sporting clubs across the state. The round sees each EFNL senior men's and Deakin Uni Eastern Region Women's captain wearing the number '0' on their backs instead of their usual jumper number. The senior field umpires at the Vermont v. Rowville clash also sport the number '0'.

The Women of the EFNL function is hosted at the Knox Football Netball Club, with the theme 'Women in sport – a focus on injuries and nutrition'. Hosted by WEFNL patron Heidi Victoria, special guests include Dr Natalie Saunders, who specialises in ACL injuries and how to prevent



them; Deakin University sports nutrition lecturer Dr Dominique Condo; and Carissa Rush from Sport and Life Training (SALT) to present on the areas of respect, responsibility, well-being and development.

The junior finals series commences with the introduction of a top-six, three-week finals series. Out of 35 clubs that fielded competitive sides in 2019, 34 are represented in the first week of the finals series, followed by 30 in the second week. A total of 18 clubs taste premiership success.

Meanwhile, the Eastern Region Girls finals series sees 31 of the competition's clubs represented, as 16 clubs host 14 divisions over the course of the three-week finals series.

Netball grand finals are played across divisions 4-7, with Upper Ferntree Gully Red (Division 4), Nunawading (Division 5), South Belgrave Red (Division 6) and The Basin (Division 7) victorious.

The Eastland Finals Series begins for all five senior men's divisions, as Division 3 club, the Waverley Blues, qualify for finals for the first time

since 2008, along with Fairpark in Division 4. In emphatic fashion, Surrey Park breaks the League's longest finals drought, qualifying for the Division 4 finals by 0.55 per cent to represent in its first finals series since 2006. Meanwhile, the finals series for the Deakin University Eastern Region Women's competition kicks off across all divisions.

SEPTEMBER

Netball grand finals are decided across Premier Division through to Division 3, with Wantirna South (Premier Division), Knox (Division 1), North Ringwood White (Division 2) and Croydon North-MLOC (Division 3) taking out respective premierships.

Junior Presentation Evening is held at Yarra Valley Grammar. A host of awards are presented, including respective divisional best and fairest medallions, with Lysterfield's Jake Arundell taking out the under-17 Premier Division top honour. The Waverley Blues are announced as the 2019 Gordon Parker Best Conducted Junior Club, while Sean Clarke is awarded the Junior Achiever of the Year and Jamey Beggs named the

Eastern Region Youth Coach of the Year.

The best of the junior girls competition are officially recognised at the Eastern Region Girls Presentation Evening at Mooroolbark's Billanook College.

Donvale's Eloise Chaston takes out the top honour in the Deakin Uni Under-18 Premier competition, finishing eight votes clear in first to claim the best and fairest, as Blackburn's Brooke Vickers finished atop the Deakin Uni Under-16 Premier Division voting, four clear. Meanwhile, Ashley Marshall (SBL Wolves) and Charlie Bell (The Basin) were crowned respective under-14 Premier Division and under-12 Premier Division best and fairest winners.

The Deakin University Eastern Region Women's Presentation Evening is held at Yarra Glen's Zonzo Estate, with a wide array of awards presented, including competition best and fairest winners, leading goal-kickers and the Team of the Year. Gabriella De Angelis (Whitehorse Suns) is crowned the Premier Division best and fairest,



while Taylah Black (South Croydon) takes the honours in Division 1 and Isabelle Pollock (Park Orchards) in North Division. Meanwhile, South Division sees Keely Shepherd (SBL Wolves) and Emma Tuttleby (Ferntree Gully) tie for the best and fairest, as Alexandra Bryan (Healesville) is crowned the Outer East winner.

The Umpires' Association hosts its annual gala event, The Last Bounce, at Linley Estate Receptions with umpire Tim Phillips as MC. Grand final appointments are announced along with the best EFNL umpires recognised for their achievements in 2019.

Fairpark wins its first premiership since 1995, defeating East Burwood by 15 points in the Division 4 grand final at Scoresby Recreation Reserve. The decider, played in heavy rain, sees a delay of almost 40 minutes in the third term due a serious injury to Lions' ruckman Kyle Hird. In an arm-wrestle, the Rams hold a slender five-point advantage at the final change, stretching their lead to 11 points early in the final quarter before Fairpark storms home with the final four goals to snap a 24-year premiership drought. The Lions' Ronald McKendry wins the Colin Tainton Blue Ribbon Medal as best afield.

Chirnside Park produces a stunning display in the Deakin University Eastern Region Women's Premier Division grand final, defeating the Whitehorse Suns by 66 points at the Lilydale Sports Oval. Shortly after, Coldstream wins the premiership in the BJS Insurance Veterans competition, defeating Scoresby by 22 points. Meanwhile, North Ringwood claims the North Division flag with a 54-point win over Park Orchards, as Rowville holds off a gallant SBL Wolves outfit to win the South Division premiership by seven points. In the Outer East Division decider, Healesville defeats Monbulk by 42 points.

South Belgrave completes an undefeated season, accounting for the Waverley Blues by 57 points in the Division 3 grand final at Jubilee Park. The Saints' Leigh Odermatt claims the Frank Bibby Blue Ribbon Medal after a five-goal best on ground performance. The Saints' under-19 and reserve-grade outfits complete the hat-trick for the club, also claiming respective Division 3 premierships.

Mitcham overturns a 39-point quarter-time deficit to defeat Ringwood by two points in the Division 2 grand final at East Burwood Reserve. In a see-sawing final term, the Redbacks mount a final challenge for the silverware with a last-gasp kick after the siren to decide the match, with the kick falling agonisingly short. The Tigers' William Gordon wins the Les Leete Blue Ribbon Medal for best on ground.





Doncaster East wins back-to-back premierships – and long-awaited promotion to the League's top-tier – winning the Division 1 flag with a 36-point victory over Croydon. The Lions' Jake Summers produces a five-goal display on his way to claiming the Gordon Parker Blue Ribbon Medal.

The EFNL's night of nights, the Chandler Medal, sees East Burwood's Matthew Mariani become just the 15th official League legend after winning the Stephen Jones Medal as the best and fairest in Division 4, in front of over 400 in attendance at Doncaster's Manningham Function Centre.

Vermont's Brett Eddy takes out the 2019 Sir Gilbert Chandler Medal as the best and fairest player in Premier Division, capping off a stellar season for the lively, former Port Adelaide forward.

Bayswater's Kurt Lopo is named the Kenneth Wright medallist for the best and fairest player in Division 1, while Division 2 sees 19-year-old Jaxon Gervasoni of Mulgrave claim the Paul Edie Medal. Meanwhile, South Belgrave captain Liam Kidd caps off a dominant year, winning the Perc James Medal as the best and fairest in Division 3, as South Croydon's Naomi Linossier takes out the Netball Premier Division best and fairest award.

Vermont meets Blackburn in the Premier Division grand final in front of a 5000-strong crowd at Bayswater Oval. The annual grand final luncheon, hosted by Nine News personality Clint Stanaway, sees a turnout of dignitaries including politicians, club presidents and League sponsors. With the Eagles looking for back-to-back senior flags and the Panthers playing in their first top-tier decider since 1975 – and in pursuit of their first premiership since 2002 – the stage is set for the biggest day on the EFNL calendar. Blackburn gains the early ascendancy in the opening term, leading by six points at quarter-time before Vermont hits back in the second quarter, piling on six goals to one to lead by 31 points at the main break.

An even third term sees the Eagles stave off a resurgent Panthers outfit to lead by 29 points at the final change, before the minor premiers quash any hope of a Blackburn revival in the last quarter to claim the Premier Division premiership by 36 points. The grand final win marks Vermont's 21st senior flag, and consecutive senior premierships for the first time since 2005-07. Vermont midfielder Tom Schneider is awarded the Cliff Tomkins Blue Ribbon Medal, adjudged best afield.

The EFNL's partnership with the Victoria Police Blue Ribbon Foundation sees over \$20,000 raised during the Eastland Finals Series.

OCTOBER

After a unanimous vote among clubs at a September special general meeting, the League announces a rebrand of its organisation, with a new name – Eastern Football Netball League – and logo unveiled, encompassing the entirety of the membership base and organisation as a community football and netball competition.

The EFNL, in conjunction with Eastern Health, hosts the *Getting Girls In* event – an initiative to increase participation in female football in the eastern region. Guest speakers include Carlton AFLW player, Charlotte Wilson, as well as representatives from established female clubs, Blackburn, South Belgrave-Lysterfield Wolves, Boronia and Wantirna South.

Four former Eastern Football Netball League juniors find homes at AFL clubs in the 2019 AFLW Draft, with the Waverley Blues and Blackburn boasting three names.

Former Waverley Blues and Blackburn junior, Gemma Lagioia, is selected with pick eight by the Western Bulldogs. Meanwhile, former Ferntree Gully Eagles junior Laura McClelland is taken by Richmond with pick 25, as former Waverley Blues, Donvale and Blackburn junior Amelia Van Oosterwijck joins Lagioia at the Western Bulldogs, selected with pick 62. Rounding out a successful draft for the Waverley Blues and Blackburn is junior product Emily Harley, taken by Richmond with pick 93.



BEST AND FAIREST		
Premier Division Seniors	Chandler Medal	Votes
Brett Eddy	Vermont	16
Premier Division Reserves		Votes
Callan Burns	Rowville	16
Premier Division Under-19s		Votes
Lachlan Harry	Blackburn	18
Division 1 Seniors	Wright Medal	Votes
Kurt Lopo	Bayswater	30
Division 1 Reserves		Votes
David Macdonald	Park Orchards	27
Division 1 Under-19s		Votes
Ngong Arou	Surrey Park	27
Division 2 Seniors	Edie Medal	Votes
Jaxon Gervasoni	Mulgrave	18
Division 2 Reserves		Votes
Nathan McKeown	Mitcham	12
Division 2 Under-19s		Votes
Joshua Valle	Mitcham	17
Division 3 Seniors	James Medal	Votes
Liam Kidd	South Belgrave	27
Division 3 Reserves		Votes
Matthew Young	South Belgrave	17
Division 3 Under-19s		Votes
Nash Butler	South Belgrave	24
Division 4 Seniors	Jones Medal	Votes
Matthew Mariani	East Burwood	28
Division 4 Reserves		Votes
Nick Prelorenzo	East Burwood	15
Division 4 Under-19s		Votes
Mason Byrne	Fairpark	22
BJS Insurance Veterans		Votes
Craig Anderson	Noble Park	19
Deakin Uni Eastern Region Women's Premier Division		Votes
Gabriella De Angelis	Whitehorse Suns	17
Deakin Uni Eastern Region Women's Division 1		Votes
Taylah Black	South Croydon	20
Deakin Uni Eastern Region Women's North Division		Votes
Isabelle Pollock	Park Orchards	17
Deakin Uni Eastern Region Women's South Division		Votes
Keely Shepherd	SBL Wolves	17
Emma Tuttleby	Ferntree Gully	17
Deakin Uni Eastern Region Women's Outer East Division		Votes
Alexandra Bryan	Healsville	26
Netball Premier Division		Votes
Naomi Linossier	South Croydon	21
Netball Division 1		Votes
Melissa Carter	Scoresby	15
Nicole Stone	Scoresby	15
Nikki Whitten	Knox	15
Netball Division 2		Votes
Jessica Hoskin	Mulgrave	20
Netball Division 3		Votes
Samantha Singh	Vermont	16
Netball Division 4		Votes
Olivia Nation	Lilydale	18
Netball Division 5		Votes
Tegan Pohl	Ringwood	28

BEST AND FAIREST		
Netball Division 6		Votes
Carly Hewett	Glen Waverley Hawks	22
Netball Division 7		Votes
Sally Tran	Norwood	20
Under 17 Division Premier Division		Votes
Jake Arundell	Lysterfield	19
Under 17 Division A		Votes
Rhyce Drummond	Wantirna South	27
Under 17 Division B		Votes
Thomas Sheridan	South Croydon	19
Under 17 Division C		Votes
Kye Bongiorno	Blackburn	14
Mitchell Grey	East Ringwood	14
Under 17 Division D		Votes
Jaymie Kempson	East Burwood	33
Under 15 Division A		Votes
Harry Flynn	North Ringwood	17
Callum Verrell	Lysterfield	17
Under 15 Division B		Votes
Harris Gerantidis	Glen Waverley Rovers	20
Under 15 Division C		Votes
Joel Jobling	Chirnside Park	25
Under 15 Division D		Votes
Jeremy Conte	Coldstream	18
Under 14 Division A		Votes
Nicholas Watson	East Ringwood	21
Under 14 Division B		Votes
Lachie McCarthy	Rowville Knights	24
Under 14 Division C		Votes
Leigh Fanartzis	Forest Hill	40
Under 14 Division D		Votes
Thomas Ferguson	Bayswater	24
Under 13 Division A		Votes
Peter Costanzo	Mitcham	21
Under 13 Division B		Votes
Bailey O'Riley	Norwood	27
Under 13 Division C		Votes
Christian Moraes	Glen Waverley Hawks	21
Under 13 Division D		Votes
Heilyn Allsop	South Croydon	28
Under 12 Division A		Votes
Lachlan Dovaston	Vermont	17
Under 12 Division B		Votes
Tairon Ah-Mu	Wantirna South	20
Under 12 Division C		Votes
Jackson Edwards	Ferntree Gully Eagles	17
Under 12 Division D		Votes
Alexander Fanartzis	Forest Hill	31
Under 12 Division E		Votes
Jack Campbell	Scoresby	22
Under 11 Division A		Votes
Riley Grant	East Ringwood	19
Benjamin Plut	Vermont	19
Under 11 Division B		Votes
Jimmy Young	The Basin	22
Under 11 Division C		Votes
Mitchell Gillan	Knox	23



BEST AND FAIREST

Under 11 Division D		Votes
Laso Ali	East Ringwood	24
Eastern Region Girls Under 18 Premier Division		Votes
Eloise Chaston	Donvale	22
Eastern Region Girls Under 18 Division 1		Votes
Kate Ridle	North Ringwood	24
Eastern Region Girls Under 16 Premier Division		Votes
Brooke Vickers	Blackburn	16
Eastern Region Girls Under 16 Division 1		Votes
Claire Bould	Rowville Knights	17
Eastern Region Girls Under 16 Division 2		Votes
Georgia Campbell	Knox	22
Eastern Region Girls Under 16 Outer East		Votes
Scarlett Potter	Healesville	21
Eastern Region Girls Under 14 Premier Division		Votes
Ashley Marshall	SBL Wolves	25
Eastern Region Girls Under 14 Division 1		Votes
Ava Campbell	Mooroolbark	38
Eastern Region Girls Under 14 Division 2		Votes
Alanah Wilson	Upper Ferntree Gully	13
Eastern Region Girls Under 14 Outer East		Votes
Abbigail Rabot	Emerald	17
Eastern Region Girls Under 12 Premier Division		Votes
Charlie Bell	The Basin	18
Eastern Region Girls Under 12 Division 1		Votes
Emma Di Petta	Rowville Knights	23
Eastern Region Girls Under 12 Division 2		Votes
Lucy Prendergast	Upper Ferntree Gully	17
Eastern Region Girls Under 12 Outer East Division		Votes
Tia McLellan	Belgrave	15
Paisley Stock	Healesville	15

ALL TROPHIES LEADING GOAL KICKERS

Premier Division	Brett Eddy	Vermont	62
Division 1	Aaron Mullett	Mooroolbark	72
Division 2	Jake Parente	Mitcham	54
Division 3	Leigh Odermatt	South Belgrave	67
Division 4	Leigh Kimpton	Silvan	79

DEAKIN UNI EASTERN REGION WOMEN'S LEADING GOAL KICKERS

Premier Division	Emma Lewis	Chirnside Park	26
Division 1	Julia Baker	The Basin	41
North Division	Lauren Harris	North Ringwood	30
	Kaitlyn Bloomfield	Park Orchards	30
South Division	Ioanna Fitopoulos	Rowville Hawks	24
Outer East Division	Kathryn Gow	Monbulk	35

ALL TROPHIES LEADING GOAL SCORERS NETBALL

Premier Division	Lauren Woodgate	Wantirna South	417
Division 1	Belinda Williams	Scoresby	378
Division 2	Jessica Hoskin	Mulgrave	380
Division 3	Kellie Phillips	Vermont	289
Division 4	Sarah Caldow	Montrose	299
Division 5	Abbey Jordanov	Ringwood	241
Division 6	Olivia Clear	Balwyn	308
Division 7	Pia Walker	Glen Waverley Hawks	183

UMPIRES AWARDS

Golden Whistle	Luke Hunter
Field Umpire of the Year	Damien Sully
Boundary Umpire of the Year	Charlie Lawson
Goal Umpire of the Year	William Caldwell
Junior Field Umpire of the Year	Flynn Addicott
Eastern Region Girls Football League Umpire of the Year	Will Pearce

CLUB WAREHOUSE SENIOR TRAINER OF THE YEAR

Nigel Callanan

CLINTON GRYBAS MEDIA AWARD

Gavin Casey

GORDON PARKER BEST CONDUCTED JUNIOR CLUB

Waverley Blues Junior Football Club

BJS INSURANCE CHAMPION CLUB AWARDS

Premier Division	Vermont
Division 1	Croydon
Division 2	Mitcham
Division 3	South Belgrave
Division 4	East Burwood
Overall	South Belgrave

GRAND FINAL BEST ON GROUND MEDALS

Premier Division Seniors	Cliff Tomkins Medal
Tom Schneider	Vermont
Premier Division Reserves	
Nicholas Minchin	Vermont
Premier Division Under-19s	
Samuel Harte	Blackburn
Division 1 Seniors	Gordon Parker Medal
Jake Summers	Doncaster East
Division 1 Reserves	
Evan Smeed	Park Orchards
Division 1 Under-19s	
Tyler Prunty	Park Orchards
Division 2 Seniors	Les Leete Medal
William Gordon	Mitcham
Division 2 Reserves	
Nathan Allen	Boronia
Division 2 Under-19s	
Hannin Mundy	East Burwood
Division 3 Seniors	Frank Bibby Medal
Leigh Odermatt	South Belgrave
Division 3 Reserves	
Daniel Cormack	South Belgrave
Division 3 Under-19s	
Christopher Dergacz	South Belgrave
Division 4 Seniors	Colin Tainton Medal
Ronald McKendry	Fairpark
Division 4 Reserves	
Hamish Burrill	Surrey Park
Division 4 Under-19s	
Matteo D'Alfonso	Silvan
BJS Insurance Veterans	
Johnny Pignataro	Coldstream
Deakin University Eastern Region Women's Premier Division	
Sharnni Di Mauro	Chirnside Park
Deakin University Eastern Region Women's Division 1	
Taylah Black	South Croydon
Deakin University Eastern Region Women's North Division	
Tayla Deane	North Ringwood
Deakin University Eastern Region Women's South Division	
Tegan Kite	Rowville
Deakin University Eastern Region Women's Outer East	
Danielle Jones	Healesville

NETBALL GRAND FINAL BEST ON COURT MEDALS

Premier Division	
Haylee O'Shea	Wantirna South
Division 1	
Nicole Stone	Scoresby
Division 2	
Emily Salmon	North Ringwood
Division 3	
Megan Galletti	Croydon North-MLOC
Division 4	
Jessica Petchell	Upper Ferntree Gully
Division 5	
Melanie Van Zuyden	Nunawading
Division 6	
Ciara Flanagan	South Belgrave
Division 7	
Kayla Nealy	The Basin

1116 SEN PREMIER DIVISION TEAM OF THE YEAR**Coach:** Brendan Allen **Captain:** Lachlan Johns (Vermont)

B	Matthew Willcocks (Vermont)	Rory Lehmann (Vermont)	Kris Pendlebury (Balwyn)
HB	Matt Jones (South Croydon)	Chris Jones (South Croydon)	Jackson Sketcher (Noble Park)
C	Daniel Cooper (South Croydon)	Lachlan Johns (Vermont)	Kyle Martin (Noble Park)
HF	Jake Hammond (Blackburn)	Leigh Williams (Norwood)	Michael Apeness (North Ringwood)
F	Mitch Honeychurch (Vermont)	Brett Eddy (Vermont)	Charlie Haley (Balwyn)
Foll	Lachlan Howe (Blackburn)	Anthony Brolic (Rowville)	Nicholas Gray (Blackburn)
Int	Ziggie Alwan (Rowville) Mitch O'Donnell (Norwood) Jordan Walker (South Croydon) Max King (South Croydon)		

1116 SEN DIVISION 1 TEAM OF THE YEAR**Coach:** Morris D'Alessandro **Captain:** Simon White (Doncaster East)

B	Dylan Belo (East Ringwood)	Joel Perry (Upper Ferntree Gully)	Mitchell De Franceschi (Lilydale)
HB	Ben Cardamone (Croydon)	Simon White (Doncaster East)	Troy Wright (Mooroolbark)
C	Matthew Lee (Upper Ferntree Gully)	James Belo (East Ringwood)	Lachlan Wilson (Lilydale)
HF	Michael Prosenak (Park Orchards)	Jake Summers (Doncaster East)	James Appleby (Doncaster East)
F	Jack Sholakis (Doncaster East)	Aaron Mullett (Mooroolbark)	Samuel Baker (Lilydale)
Foll	Beau Mitchener (Lilydale)	Kurt Lopo (Bayswater)	Thomas Meagher (Upper Ferntree Gully)
Int	Andrew Renton (East Ringwood) Bailey Hotker (Croydon) Ryan Wilson (Knox) Matthew Polkinghorne (Mooroolbark)		

1116 SEN DIVISION 2 TEAM OF THE YEAR**Coach:** Matthew Clarke **Captain:** Lachlan McKernan (Boronia)

B	Corey Burgess (Boronia)	Jarrold Lake (Boronia)	Matthew Decler (Heathmont)
HB	Ryan White (Boronia)	Ben Abbruzzese (Heathmont)	Sam De Soysa (Templestowe)
C	Dean Siakoulis (Mulgrave)	Mitch Farmer (Ringwood)	Nicholas Hallo (The Basin)
HF	Matthew Buzinskas (Boronia)	Ayhan Bajramov (Heathmont)	Adam Booth (Mulgrave)
F	Mitchell Breerton (Ringwood)	Daniel Arangio (Templestowe)	Jake Parente (Mitcham)
Foll	William Gordon (Mitcham)	Jaxon Gervasoni (Mulgrave)	Lachlan McKernan (Boronia)
Int	Paul Chadwick (Scoresby) Brent English (Heathmont) Jordan Haynes (Heathmont) Mitchell Jackson (Ringwood)		

1116 SEN DIVISION 3 TEAM OF THE YEAR**Coach:** Luke Galliot **Captain:** Liam Kidd (South Belgrave)

B	Edward Sim (Whitehorse Pioneers)	Michael Smith (South Belgrave)	Alex Barton-Smith (Ferntree Gully)
HB	James Rausa (Donvale)	Todd Burley (South Belgrave)	Lee Boyle (Ferntree Gully)
C	Ben Slattery (Chirnside Park)	Billy Evans (Waverley Blues)	Tim Riseley (South Belgrave)
HF	Ben Turner (Waverley Blues)	Leigh Odermatt (South Belgrave)	Kieran Gray (Ferntree Gully)
F	Jack Purcell (Donvale)	Brody Connelly (South Belgrave)	Sam Brown (South Belgrave)
Foll	Daniel De Ieso (Ferntree Gully)	Liam Kidd (South Belgrave)	James Coghlan (Waverley Blues)
Int	Ben Haddock (Upper Ferntree Gully) Mitchell Potts (Glen Waverley Hawks) Jack Grimes (Warrandyte) Tom Grimes (Warrandyte)		

1116 SEN DIVISION 4 TEAM OF THE YEAR**Coach:** Sean Stanton **Captain:** Lauchlan Craig (Coldstream)

B	Edward Rixton (East Burwood)	Jarrold Stafford (East Burwood)	Daniel Gordon (Coldstream)
HB	Jesse Pearce (Fairpark)	Trent Georgiou (Silvan)	Trent Martin (Silvan)
C	Damien Frisina (Surrey Park)	Kane Henden (Surrey Park)	Lauchlan Craig (Coldstream)
HF	Alex Mullucks (Fairpark)	Leigh Kimpton (Silvan)	Michael Paolini (Surrey Park)
F	Jason Kennedy (East Burwood)	Chris Smith (Surrey Park)	Adrian Gileno (East Burwood)
Foll	Jai Middleton (East Burwood)	Darcy Carrigan (Coldstream)	Matthew Mariani (East Burwood)
Int	Michael Keem (Fairpark) Jordan Winter (Nunawading) Scott Davis (East Burwood) Ronald McKendry (Fairpark)		

DEAKIN UNIVERSITY EASTERN REGION WOMEN'S TEAM OF THE YEAR**Coach:** Patsy Boxell **Captain:** Chelsea van Unen (North Ringwood)

B	Chelsea Wilkinson (Chirnside Park)	Keely Shepherd (SBL Wolves)	Amber Thorn (Blackburn)
HB	Chelsea van Unen (North Ringwood)	Alexandra Bryan (Healseville)	Natasha Hay (Thornton Eildon)
C	Zoe Alston (Bayswater)	Marissa Lee (Vermont)	Hayley O'Neill (Vermont)
HF	Jessica Provan (Chirnside Park)	Isobel Urquhart (Mount Evelyn)	Taylah Black (South Croydon)
F	Isabelle Pollock (Park Orchards)	Caitlyn Wilson (Bayswater)	Emma Lewis (Chirnside Park)
Foll	Kiana Oates (Upwey Tecoma)	Gabriella De Angelis (Whitehorse Suns)	Madeline Johns (Vermont)
Int	Emma Tuttleby (Ferntree Gully Eagles) Monica Latino (Donvale) Sarah Farmer (East Ringwood) Julia Baker (The Basin)		

NETBALL PREMIER DIVISION TEAM OF THE YEAR**Captain:** Lauren Woodgate (Wantirna South)

GS	Lauren Woodgate (Wantirna South)	GA	Kirralee Luiyf (Lilydale)	WA	Lisa Blenheim (East Burwood)
C	Selina Fotia (Lilydale)				
WD	Morgan Wyatt (Heathmont)	GD	Naomi Linossier (South Croydon)	GK	Haylee O'Shea (Wantirna South)
Int	Sarah Mulqueen (East Burwood) Rebecca Subbiah (Wantirna South) Steph McNay (East Burwood)				



Rebecca Subbiah,
Netball Premier
Division Team of
the Year



Aaron Mullett,
Division 1
Team of the
Year



Jaxon Gervasoni,
Division 2
Team of the Year



Liam Kidd,
Division 3
Team of the
Year



Darcy Carrigan,
Division 4
Team of the Year



Chelsea Wilkinson,
Deakin University
Eastern Region
Women's Team of
the Year



Jackson Sketcher, Premier Division Team of the Year

PREMIER DIVISION SENIORS			
Qualifying Final			
Balwyn	15.10 (100) def.	Blackburn	10.10 (70)
Elimination Final			
South Croydon	12.15 (87) def.	Rowville	7.8 (50)
Semi Final 2			
Vermont	10.14 (74) def.	Balwyn	5.5 (35)
Semi Final 1			
Blackburn	8.11 (59) def.	South Croydon	6.7 (43)
Preliminary Final			
Blackburn	16.13 (109) def.	Balwyn	10.14 (74)
Grand Final			
Vermont	12.18 (90) def.	Blackburn	8.6 (54)
PREMIER DIVISION RESERVES			
Qualifying Final			
Balwyn	10.7 (67) def.	Blackburn	5.7 (37)
Elimination Final			
Rowville	11.7 (73) def.	Norwood	5.3 (33)
Semi Final 2			
Balwyn	5.13 (43) def.	Vermont	3.7 (25)
Semi Final 1			
Blackburn	8.8 (56) def.	Rowville	2.7 (19)
Preliminary Final			
Vermont	8.3 (51) def.	Blackburn	5.6 (36)
Grand Final			
Vermont	6.7 (43) def.	Balwyn	5.6 (36)
PREMIER DIVISION UNDER-19S			
Qualifying Final			
Blackburn	21.9 (135) def.	Rowville	3.3 (21)
Elimination Final			
Noble Park	10.10 (70) def.	Norwood	6.7 (43)
Semi Final 1			
Noble Park	9.6 (60) def.	Rowville	6.14 (50)
Preliminary Final			
Vermont	12.8 (80) def.	Noble Park	9.5 (59)
Grand Final			
Blackburn	9.13 (67) def.	Vermont	6.6 (42)
DIVISION 1 SENIORS			
Qualifying Final			
Croydon	11.4 (70) def.	Lilydale	8.11 (59)
Elimination Final			
Park Orchards	8.9 (57) def.	Bayswater	6.2 (38)
Semi Final 2			
Doncaster East	9.13 (67) def.	Croydon	10.4 (64)
Semi Final 1			
Park Orchards	12.10 (82) def.	Lilydale	4.10 (34)
Preliminary Final			
Croydon	10.6 (66) def.	Park Orchards	2.6 (18)
Grand Final			
Doncaster East	14.20 (104) def.	Croydon	9.14 (68)
DIVISION 1 RESERVES			
Qualifying Final			
Croydon	11.6 (72) def.	Upper Ferntree Gully	3.8 (26)
Elimination Final			
Doncaster East	10.4 (64) def.	Lilydale	6.7 (43)
Semi Final 2			
Park Orchards	6.6 (42) def.	Croydon	3.8 (26)
Semi Final 1			
Doncaster East	11.10 (76) def.	Upper Ferntree Gully	10.9 (69)
Preliminary Final			
Croydon	5.13 (43) def.	Doncaster East	5.4 (34)
Grand Final			
Park Orchards	10.6 (66) def.	Croydon	4.4 (28)
DIVISION 1 UNDER-19S			
Qualifying Final			
Park Orchards	8.6 (54) def.	Lilydale	3.7 (25)
Elimination Final			
Wantirna South	12.9 (81) def.	Knox	4.5 (29)
Semi Final 2			
Park Orchards	5.5 (35) def.	Surrey Park	3.5 (23)
Semi Final 1			
Lilydale	14.7 (91) def.	Wantirna South	5.7 (37)
Preliminary Final			
Surrey Park	4.7 (31) def.	Lilydale	2.11 (23)
Grand Final			
Park Orchards	6.9 (45) def.	Surrey Park	6.7 (43)
DIVISION 2 SENIORS			
Semi Final 2			
Ringwood	10.15 (75) def.	Boronia	8.13 (61)
Semi Final 1			
Mitcham	7.9 (51) def.	Heathmont	6.8 (44)
Preliminary Final			
Mitcham	7.7 (49) def.	Boronia	4.7 (31)
Grand Final			
Mitcham	12.12 (84) def.	Ringwood	12.10 (82)

DIVISION 2 RESERVES			
Semi Final 2			
Boronia	8.5 (53) def.	Mitcham	5.15 (45)
Semi Final 1			
Heathmont	10.5 (65) def.	Ringwood	9.10 (64)
Preliminary Final			
Mitcham	8.8 (56) def.	Heathmont	7.8 (50)
Grand Final			
Boronia	7.13 (55) def.	Mitcham	4.9 (33)
DIVISION 2 UNDER-19S			
Semi Final 2			
East Burwood	16.13 (109) def.	Mitcham	1.6 (12)
Semi Final 1			
Heathmont	9.11 (65) def.	Boronia	10.4 (64)
Preliminary Final			
Heathmont	5.5 (35) def.	Mitcham	3.6 (24)
Grand Final			
East Burwood	6.11 (47) def.	Heathmont	5.4 (34)
DIVISION 3 SENIORS			
Semi Final 2			
South Belgrave	22.12 (144) def.	Ferntree Gully	5.7 (37)
Semi Final 1			
Waverley Blues	12.9 (81) def.	Warrandyte	11.8 (74)
Preliminary Final			
Waverley Blues	9.16 (70) def.	Ferntree Gully	7.10 (52)
Grand Final			
South Belgrave	12.19 (91) def.	Waverley Blues	5.4 (34)
DIVISION 3 RESERVES			
Semi Final 2			
South Belgrave	11.8 (74) def.	Ferntree Gully	7.8 (50)
Semi Final 1			
Donvale	8.7 (55) def.	Waverley Blues	4.10 (34)
Preliminary Final			
Donvale	8.7 (55) def.	Ferntree Gully	4.7 (31)
Grand Final			
South Belgrave	8.3 (51) def.	Donvale	1.4 (10)
DIVISION 3 UNDER-19S			
Semi Final 2			
Warrandyte	9.14 (68) def.	South Belgrave	6.10 (46)
Semi Final 1			
Donvale	13.13 (91) def.	Waverley Blues	6.9 (45)
Preliminary Final			
South Belgrave	7.13 (55) def.	Donvale	3.9 (27)
Grand Final			
South Belgrave	9.3 (57) def.	Warrandyte	3.12 (30)
DIVISION 4 SENIORS			
Semi Final 2			
East Burwood	14.17 (101) def.	Coldstream	8.8 (56)
Semi Final 1			
Fairpark	11.12 (78) def.	Surrey Park	8.10 (58)
Preliminary Final			
Fairpark	20.19 (139) def.	Coldstream	4.7 (31)
Grand Final			
Fairpark	7.7 (49) def.	East Burwood	4.10 (34)
DIVISION 4 RESERVES			
Semi Final 2			
East Burwood	6.7 (43) def.	Surrey Park	4.2 (26)
Semi Final 1			
Fairpark	13.6 (84) def.	Coldstream	3.1 (19)
Preliminary Final			
Surrey Park	8.11 (59) def.	Fairpark	6.7 (43)
Grand Final			
Surrey Park	10.9 (69) def.	East Burwood	7.4 (46)
DIVISION 4 UNDER-19S			
Semi Final 2			
Silvan	11.10 (76) def.	Forest Hill	8.10 (58)
Semi Final 1			
Kilsyth	13.10 (88) def.	Fairpark	5.5 (35)
Preliminary Final			
Forest Hill	5.14 (44) def.	Kilsyth	3.4 (22)
Grand Final			
Silvan	12.6 (78) def.	Forest Hill	8.10 (58)
BJS INSURANCE VETERANS			
Preliminary Final 1			
Scoresby	11.4 (70) def.	Noble Park	8.8 (56)
Preliminary Final 2			
Coldstream	10.11 (71) def.	South Croydon	2.0 (12)
Grand Final			
Coldstream	11.11 (77) def.	Scoresby	8.7 (55)

DEAKIN UNI EASTERN REGION WOMEN'S PREMIER DIVISION										
	P	W	L	D	B	FFFA	For	Ag	%	%Won
Chirnside Park	13	12	1	0	1	0	817	226	361.50	92.31
Whitehorse Suns	12	8	4	0	2	0	408	295	138.31	66.67
Blackburn	13	8	5	0	1	0	664	285	232.98	61.54
Mount Evelyn	13	7	6	0	1	0	458	409	111.98	53.85
Donvale	12	5	7	0	2	0	329	487	67.56	41.67
Vermont	13	5	8	0	1	0	363	472	76.91	38.46
Bayswater	12	1	11	0	2	0	176	661	26.63	8.33
DEAKIN UNI EASTERN REGION WOMEN'S DIVISION 1										
	P	W	L	D	B	FFFA	For	Ag	%	%Won
The Basin	13	12	1	0	1	0	862	176	489.77	92.31
South Croydon	13	11	2	0	1	0	859	178	482.58	84.62
Upwey Tecoma	13	9	3	1	1	0	593	275	215.64	73.08
East Ringwood	13	8	5	0	1	0	730	458	159.39	61.54
Norwood	13	5	6	2	1	0	415	438	94.75	46.15
Upper FTG	13	5	8	0	1	0	284	541	52.50	38.46
Knox	13	3	9	1	1	0	318	760	41.84	26.92
Waverley Blues	8	1	7	0	2	0	80	284	28.17	12.50
Heathmont	13	0	13	0	1	0	105	1137	9.23	0.00
DEAKIN UNI EASTERN REGION WOMEN'S NORTH DIVISION										
	P	W	L	D	B	FFFA	For	Ag	%	%Won
North Ringwood	14	13	1	0	0	0	1118	130	860.00	92.86
Park Orchards	14	12	2	0	0	0	903	203	444.83	85.71
Chirnside Park	14	7	7	0	0	0	505	475	106.32	50.00
Templestowe	14	4	9	1	0	0	249	648	38.43	32.14
Donvale	14	4	10	0	0	0	245	776	31.57	28.57
Croydon North-MLOC	14	1	12	1	0	0	204	992	20.56	10.71
DEAKIN UNI EASTERN REGION WOMEN'S SOUTH DIVISION										
	P	W	L	D	B	FFFA	For	Ag	%	%Won
Rowville Hawks	14	12	2	0	0	0	663	203	326.60	85.71
SBL Wolves	14	11	3	0	0	0	671	107	627.10	78.57
FTG Eagles	14	9	5	0	0	0	696	385	180.78	64.29
Boronia	14	6	8	0	0	0	411	371	110.78	42.86
The Basin	14	3	11	0	0	0	274	551	49.73	21.43
Blackburn	14	1	13	0	0	0	50	1148	4.36	7.14
DEAKIN UNI EASTERN REGION WOMEN'S OUTER EAST DIVISION										
	P	W	L	D	B	FFFA	For	Ag	%	%Won
Healesville	14	14	0	0	0	0	692	93	744.09	100.00
Monbulk	14	12	2	0	0	0	598	221	270.59	85.71
Yarra Junction	14	6	7	1	0	0	427	389	109.77	46.43
Thornton-Eildon	14	4	9	1	0	0	329	605	54.38	32.14
Belgrave	14	4	10	0	0	1	264	449	58.80	28.57
Upwey Tecoma	14	1	13	0	0	1	180	733	24.56	7.14
DEAKIN UNI EASTERN REGION GIRLS UNDER-18 PREMIER DIVISION										
	P	W	L	D	B					%Won
Blackburn	13	13	0	0	1					100.00
Donvale		13	10	3	0	1				76.92
Vermont	13	9	4	0	1					69.23
Rowville Knights	10	5	4	1	1					55.00
Montrose	12	4	7	1	2					37.50
Mount Evelyn	12	4	8	0	2					33.33
East Ringwood	10	0	10	0	1					0.00
DEAKIN UNI EASTERN REGION GIRLS UNDER-18 DIVISION 1										
	P	W	L	D	B					%Won
North Ringwood	12	11	1	0	2					91.67
Seville	13	7	6	0	1					53.85
Knox	10	5	5	0	1					50.00
The Basin	9	4	5	0	2					44.44
Heathmont	12	5	7	0	2					41.67
Upper Wood	11	3	8	0	3					27.27
Kilsyth	12	2	10	0	2					16.67
DEAKIN UNI EASTERN REGION GIRLS UNDER-16 PREMIER DIVISION										
	P	W	L	D	B					%Won
Blackburn	13	13	0	0	1					100.00
Mount Evelyn	13	10	3	0	1					76.92
Montrose	13	9	4	0	1					69.23
Vermont	13	8	5	0	1					61.54
Glen Waverley Rovers	10	4	6	0	0					40.00
SBL Wolves	14	4	9	1	0					32.14
Ferntree Gully	14	2	12	0	0					14.29
Mitcham	14	1	12	1	0					10.71
DEAKIN UNI EASTERN REGION GIRLS UNDER-16 DIVISION 1										
	P	W	L	D	B					%Won
Wantirna South Knights	13	12	1	0	1					92.31
Mooroolbark	13	10	3	0	1					76.92
The Basin	9	6	3	0	1					66.67
North Ringwood	11	5	6	0	3					45.45
East Ringwood	12	4	8	0	2					33.33
Upper Ferntree Gully	11	3	8	0	3					27.27
Rowville Hawks	13	0	13	0	1					0.00
DEAKIN UNI EASTERN REGION GIRLS UNDER-16 DIVISION 2										
	P	W	L	D	B					%Won
Norwood	14	11	3	0	0					78.57
Boronia/Knox	14	11	3	0	0					78.57
Forest Hill	13	6	7	0	1					46.15
Waverley Blues	13	6	7	0	1					46.15
Lilydale/Kilsyth	14	5	9	0	0					35.71
Bayswater	13	0	13	0	1					0.00

DEAKIN UNI EASTERN REGION GIRLS UNDER-16 OUTER EAST DIVISION						
	P	W	L	D	B	%Won
Yarra Glen	12	10	2	0	2	83.33
Healesville	13	9	4	0	1	69.23
Upwey Tecoma	12	8	4	0	2	66.67
Emerald	12	6	6	0	2	50.00
Seville	13	6	7	0	1	46.15
Yea	12	4	8	0	2	33.33
Olinda-Ferny Creek	13	2	11	0	1	15.38
Worawa	3	0	3	0	0	0.00
DEAKIN UNI EASTERN REGION GIRLS UNDER-14 PREMIER DIVISION						
	P	W	L	D	B	%Won
SBL Wolves Black	13	13	0	0	1	100.00
Rowville Knights	14	12	2	0	0	85.71
Montrose	13	6	6	1	1	50.00
Vermont	13	6	7	0	1	46.15
The Basin	13	2	10	1	1	19.23
Mitcham	14	2	12	0	0	14.29
DEAKIN UNI EASTERN REGION GIRLS UNDER-14 DIVISION 1						
	P	W	L	D	B	%Won
Mooroolbark	14	12	2	0	0	85.71
Glen Waverley Rovers	14	11	3	0	0	78.57
Ferntree Gully	13	10	3	0	1	76.92
East Ringwood	13	9	4	0	1	69.23
Lilydale	13	6	7	0	1	46.15
Donvale	14	6	8	0	0	42.86
Knox	10	4	6	0	0	40.00
Kilsyth	10	3	7	0	0	30.00
Blackburn	10	1	9	0	0	10.00
SBL Wolves Teal	10	0	10	0	0	0.00
DEAKIN UNI EASTERN REGION GIRLS UNDER-14 DIVISION 2						
	P	W	L	D	B	%Won
Bayswater	12	11	1	0	2	91.67
Heathmont	12	9	3	0	2	75.00
Vermont	12	9	3	0	2	75.00
Upper Ferntree Gully	8	5	3	0	2	62.50
North Ringwood	12	6	6	0	2	50.00
South Croydon	13	4	9	0	1	30.77
Waverley Blues	13	2	11	0	1	15.38
Mooroolbark	13	2	11	0	1	15.38
Forest Hill	13	1	12	0	1	7.69
DEAKIN UNI EASTERN REGION GIRLS UNDER-14 OUTER EAST DIVISION						
	P	W	L	D	B	%Won
Mount Evelyn	14	13	1	0	0	92.86
Monbulk	14	12	1	1	0	89.29
Emerald	14	8	6	0	0	57.14
Olinda-Ferny Creek	14	7	7	0	0	50.00
Belgrave	14	5	9	0	0	35.71
Jetstream	14	5	9	0	0	35.71
Worawa	14	4	9	1	0	32.14
Healesville	14	1	13	0	0	7.14
DEAKIN UNI EASTERN REGION GIRLS UNDER-12 PREMIER DIVISION						
	P	W	L	D	B	%Won
Blackburn	13	12	1	0	1	92.31
Heathmont	10	8	2	0	0	80.00
The Basin	13	10	3	0	1	76.92
Ferntree Gully	14	8	6	0	0	57.14
Knox	14	7	7	0	0	50.00
Kilsyth	10	4	6	0	0	40.00
Mitcham	13	2	10	1	1	19.23
SBL Wolves	14	0	13	1	0	3.57
DEAKIN UNI EASTERN REGION GIRLS UNDER-12 DIVISION 1						
	P	W	L	D	B	%Won
Wantirna South	9	8	1	0	1	88.89
Rowville Knights	13	10	3	0	1	76.92
East Ringwood	8	5	3	0	2	62.50
Rowville Hawks	12	7	5	0	2	58.33
Montrose	12	3	9	0	2	25.00
Vermont	13	3	10	0	1	23.08
North Ringwood	13	2	11	0	1	15.38
DEAKIN UNI EASTERN REGION GIRLS UNDER-12 DIVISION 2						
	P	W	L	D	B	%Won
Upper Ferntree Gully	14	13	1	0	0	92.86
Blackburn	14	8	6	0	0	57.14
Bayswater	10	5	5	0	0	50.00
Norwood	14	7	7	0	0	50.00
South Croydon	14	5	9	0	0	35.71
Boronia	14	0	14	0	0	0.00
DEAKIN UNI EASTERN REGION GIRLS UNDER-12 OUTER EAST DIVISION						
	P	W	L	D	B	%Won
Belgrave Black	14	14	0	0	0	100.00
Mount Evelyn	14	9	5	0	0	64.29
Healesville	14	7	7	0	0	50.00
Yarra Glen	14	6	8	0	0	42.86
Belgrave Pink	14	4	10	0	0	28.57
Olinda-Ferny Creek	14	2	12	0	0	14.29



DEAKIN UNIVERSITY EASTERN REGION WOMEN'S PREMIER DIVISION

Semi Final 1

Mount Evelyn 6.7 (43) def. Blackburn 6.4 (40)

Semi Final 2

Chirnside Park 7.7 (49) def. Whitehorse Suns 1.2 (8)

Preliminary Final

Whitehorse Suns 5.4 (34) def. Mount Evelyn 5.1 (31)

Grand Final

Chirnside Park 11.8 (74) def. Whitehorse Suns 0.8 (8)

DEAKIN UNIVERSITY EASTERN REGION WOMEN'S DIVISION 1

Semi Final 1

Upwey Tecoma 13.7 (85) def. East Ringwood 7.5 (47)

Semi Final 2

The Basin 4.7 (31) def. South Croydon 0.8 (8)

Preliminary Final

South Croydon 4.1 (25) def. Upwey Tecoma 2.7 (19)

Grand Final

South Croydon 4.4 (28) def. The Basin 3.6 (24)

DEAKIN UNIVERSITY EASTERN REGION WOMEN'S NORTH DIVISION

Semi Final 1

Chirnside Park 3.5 (23) def. Templestowe 3.3 (21)

Semi Final 2

North Ringwood 5.7 (37) def. Park Orchards 2.4 (16)

Preliminary Final

Park Orchards 9.5 (59) def. Chirnside Park 1.5 (11)

Grand Final

North Ringwood 10.9 (69) def. Park Orchards 2.3 (15)

DEAKIN UNIVERSITY EASTERN REGION WOMEN'S SOUTH DIVISION

Semi Final 1

Rowville Hawks 3.2 (20) def. SBL Wolves 0.2 (2)

Semi Final 2

Ferntree Gully Eagles 2.4 (16) def. Boronia 1.6 (12)

Preliminary Final

SBL Wolves 4.4 (28) def. Ferntree Gully Eagles 3.3 (21)

Grand Final

Rowville Hawks 4.2 (26) def. SBL Wolves 2.7 (19)

DEAKIN UNIVERSITY EASTERN REGION WOMEN'S OUTER EAST DIVISION

Semi Final 1

Thornton-Eildon 2.6 (18) def. Yarra Junction 0.4 (4)

Semi Final 2

Healesville 2.9 (21) def. Monbulk 2.3 (15)

Preliminary Final

Monbulk 4.3 (27) def. Thornton-Eildon 2.2 (14)

Grand Final

Healesville 8.2 (50) def. Monbulk 1.2 (8)

EASTERN REGION GIRLS GRAND FINAL RESULTS

Under-12 Premier Division

The Basin 2.3 (15) def. Blackburn 2.1 (13)

Under-12 Division 1

Wantirna South 4.6 (30) def. Rowville Hawks 0.0 (0)

Under-12 Division 2

Blackburn 1.1 (7) def. Upper Ferntree Gully 0.6 (6)

Under-12 Outer East Division

Healesville 1.3 (9) def. Belgrave Black 1.0 (6)

Under-14 Premier Division

SBL Wolves Black 7.4 (46) def. Montrose 1.2 (8)

Under-14 Division 1

Mooroolbark 6.6 (42) def. Glen Waverley Rovers 2.1 (13)

Under-14 Division 2

Heathmont 1.5 (11) def. Bayswater 1.3 (9)

Under-14 Outer East Division

Monbulk 2.5 (17) def. Mount Evelyn 2.4 (16)

Deakin University Under-16 Premier Division

Blackburn 8.8 (56) def. Mount Evelyn 1.0 (6)

Deakin University Under-16 Division 1

Wantirna South Knights 5.6 (36) def. Mooroolbark 1.3 (9)

Deakin University Under-16 Division 2

Boronia/Knox 8.3 (51) def. Norwood 4.0 (24)

Deakin University Under-16 Outer East Division

Healesville 3.3 (21) def. Yarra Glen 2.3 (15)

Deakin University Under-18 Premier Division

Blackburn 8.4 (52) def. Donvale 0.4 (4)

Deakin University Under-18 Division 1

North Ringwood 5.16 (46) def. Seville 1.1 (7)

UNDER 17 PREMIER						
	P	W	L	D	B	% Won
East Ringwood Blue	12	10	1	1	2	87.5
Vermont	12	10	2	0	2	83.33
Blackburn Black	12	7	4	1	2	62.5
Lysterfield Teal	12	5	6	1	2	45.83
Ferntree Gully Eagles	12	4	7	1	2	37.5
North Ringwood Black	9	3	6	0	1	33.33
Lilydale Blue	12	1	11	0	2	8.33
UNDER 17A						
	P	W	L	D	B	% Won
Montrose Blue	13	11	2	0	1	84.62
Wantirna South Green	14	10	4	0	0	71.43
Boronia	14	6	8	0	0	42.86
Mooroolbark	14	6	8	0	0	42.86
The Basin Red	13	5	8	0	1	38.46
Rowville	9	3	6	0	1	33.33
UNDER 17B						
	P	W	L	D	B	% Won
Upper Ferntree Gully	14	12	2	0	0	85.71
Norwood	14	10	4	0	0	71.43
The Knights - Rowville	14	10	4	0	0	71.43
Mitcham Black	14	7	7	0	0	50
Glen Waverley Rovers	14	7	7	0	0	50
Ferntree Gully Eagles Blue	14	6	8	0	0	42.86
South Croydon	14	4	10	0	0	28.57
Noble Park Blue	14	1	13	0	0	7.14
UNDER 17C						
	P	W	L	D	B	% Won
Waverley Blues	13	12	1	0	1	92.31
Vermont Purple	10	9	1	0	0	90
Blackburn Red	14	12	2	0	0	85.71
Chirnside Park	9	7	2	0	1	77.78
East Ringwood White	14	9	5	0	0	64.29
Lilydale Gold	13	7	6	0	1	53.85
Donvale/Heathmont	14	4	10	0	0	28.57
Knox Red	9	2	7	0	1	22.22
Lysterfield Grey	9	2	7	0	1	22.22
North Ringwood Red	9	1	8	0	1	11.11
Ferntree Gully Eagles White	13	1	12	0	1	7.69
UNDER 17D						
	P	W	L	D	B	% Won
East Burwood	13	11	2	0	1	84.62
Croydon	13	10	3	0	1	76.92
Montrose Red	13	10	3	0	1	76.92
Kilsyth	9	6	3	0	1	66.67
The Basin Green	14	9	5	0	0	64.29
Scoresby	14	7	7	0	0	50
Mitcham Yellow	13	4	9	0	1	30.77
Ferntree Gully Eagles Gold	13	3	9	1	1	26.92
Wantirna South White	9	2	7	0	1	22.22
South Croydon	14	2	11	1	0	17.86
Bayswater	13	2	11	0	1	15.38
UNDER 15A						
	P	W	L	D	B	% Won
North Ringwood Red	14	12	2	0	0	85.71
Lysterfield Teal	13	11	2	0	1	84.62
Waverley Blues	13	8	5	0	1	61.54
East Ringwood Blue	13	6	7	0	1	46.15
Croydon	13	3	10	0	1	23.08
Vermont	14	2	12	0	0	14.29
UNDER 15B						
	P	W	L	D	B	% Won
Rowville	13	11	1	1	1	88.46
Glen Waverley Rovers	13	9	4	0	1	69.23
Mooroolbark	13	9	4	0	1	69.23
Heathmont	12	7	4	1	2	62.5
Blackburn	13	8	5	0	1	61.54
Upper Ferntree Gully	13	6	7	0	1	46.15
The Knights - Rowville	13	3	10	0	1	23.08
The Basin	9	2	7	0	1	22.22
Kilsyth	13	0	13	0	1	0
UNDER 15C						
	P	W	L	D	B	% Won
Lilydale	14	12	2	0	0	85.71
Chirnside Park	14	11	3	0	0	78.57
Wantirna South	14	10	4	0	0	71.43
Bayswater	14	8	6	0	0	57.14
Donvale	10	4	6	0	0	40
Montrose	14	5	9	0	0	35.71
Mitcham	14	4	10	0	0	28.57
Ferntree Gully Eagles	10	2	8	0	0	20

UNDER 15D						
	P	W	L	D	B	% Won
Glen Waverley Hawks	9	8	1	0	1	88.89
Coldstream	8	7	1	0	2	87.5
East Ringwood	13	8	5	0	1	61.54
North Ringwood Black	12	6	5	1	2	54.17
Forest Hill	12	4	7	1	2	37.5
Lysterfield Grey	12	1	11	0	2	8.33
Knox	12	1	11	0	2	8.33
UNDER 14A						
	P	W	L	D	B	% Won
East Ringwood Blue	12	12	0	0	2	100
Blackburn Black	12	9	3	0	2	75
Mooroolbark Green	12	8	4	0	2	66.67
Lysterfield Teal	12	7	5	0	2	58.33
Vermont Purple	12	4	8	0	2	33.33
North Ringwood Red	8	1	7	0	2	12.5
Waverley Blues	12	1	11	0	2	8.33
UNDER 14B						
	P	W	L	D	B	% Won
Wantirna South	14	10	4	0	0	71.43
Knox	10	6	3	1	0	65
The Knights - Rowville	14	9	5	0	0	64.29
Croydon	14	9	5	0	0	64.29
Lilydale	14	9	5	0	0	64.29
Montrose	10	6	4	0	0	60
Ferntree Gully Eagles Blue	14	6	7	1	0	46.43
Glen Waverley Rovers	14	4	10	0	0	28.57
Upper Ferntree Gully	10	1	9	0	0	10
Mitcham	14	1	13	0	0	7.14
UNDER 14C						
	P	W	L	D	B	% Won
Forest Hill	14	12	2	0	0	85.71
Ferntree Gully Eagles White	14	11	3	0	0	78.57
Mooroolbark Gold	14	9	5	0	0	64.29
Donvale	14	7	7	0	0	50
East Ringwood White	14	6	8	0	0	42.86
Heathmont	14	3	10	1	0	25
East Burwood	14	2	12	0	0	14.29
Vermont Gold	14	1	12	1	0	10.71
UNDER 14D						
	P	W	L	D	B	% Won
Blackburn Red	14	12	2	0	0	85.71
Coldstream	14	12	2	0	0	85.71
The Basin	14	11	3	0	0	78.57
Bayswater	14	10	4	0	0	71.43
Eastern Lions	14	4	10	0	0	28.57
Lysterfield Grey	14	3	11	0	0	21.43
North Ringwood Black	14	2	12	0	0	14.29
Kilsyth	14	2	12	0	0	14.29
UNDER 13A						
	P	W	L	D	B	% Won
North Ringwood	10	9	1	0	0	90
Mitcham	14	12	2	0	0	85.71
Vermont Purple	14	11	3	0	0	78.57
Lysterfield Teal	14	10	4	0	0	71.43
Knox	14	5	9	0	0	35.71
Blackburn Black	14	5	9	0	0	35.71
Croydon	14	2	12	0	0	14.29
Heathmont Blue	14	2	12	0	0	14.29
UNDER 13B						
	P	W	L	D	B	% Won
Norwood	13	11	2	0	1	84.62
The Basin Red	12	10	2	0	2	83.33
The Knights - Rowville	13	8	5	0	1	61.54
Lilydale	9	4	5	0	1	44.44
Glen Waverley Rovers	8	3	5	0	2	37.5
East Burwood	12	2	10	0	2	16.67
Wantirna South	9	0	9	0	1	0
UNDER 13C						
	P	W	L	D	B	% Won
Glen Waverley Hawks	13	10	3	0	1	76.92
Donvale	13	10	3	0	1	76.92
Chirnside Park	10	6	4	0	0	60
Kilsyth	14	6	8	0	0	42.86
East Ringwood	14	6	8	0	0	42.86
Mooroolbark	14	5	9	0	0	35.71
Upper Ferntree Gully	13	3	10	0	1	23.08
Waverley Blues	14	3	11	0	0	21.43



UNDER 13D

	P	W	L	D	B	% Won
Vermont Gold	14	13	1	0	0	92.86
Coldstream	14	12	2	0	0	85.71
Ferntree Gully Eagles	14	8	6	0	0	57.14
Lysterfield Grey	14	8	6	0	0	57.14
Boronia	14	6	8	0	0	42.86
South Croydon	14	6	8	0	0	42.86
Blackburn Red	14	3	11	0	0	21.43
Heathmont/North Ringwood	14	0	14	0	0	0

UNDER 12A

	P	W	L	D	B	% Won
Lysterfield Teal	14	12	2	0	0	85.71
Blackburn Black	14	12	2	0	0	85.71
Vermont Purple	14	10	4	0	0	71.43
North Ringwood Black	14	8	6	0	0	57.14
East Ringwood Blue	14	7	7	0	0	50
Mooroolbark Green	14	4	10	0	0	28.57
Glen Waverley Rovers Black	14	2	12	0	0	14.29
Montrose Blue	14	1	13	0	0	7.14

UNDER 12B

	P	W	L	D	B	% Won
The Basin	12	11	1	0	2	91.67
Wantirna South	12	11	1	0	2	91.67
Waverley Blues	12	6	6	0	2	50
Mitcham	12	5	7	0	2	41.67
Rowville	12	4	8	0	2	33.33
Heathmont	12	3	9	0	2	25
Norwood Black	12	2	10	0	2	16.67

UNDER 12C

	P	W	L	D	B	% Won
Lilydale	13	9	4	0	1	69.23
South Belgrave	13	9	4	0	1	69.23
Upper Ferntree Gully	14	9	4	1	0	67.86
Ferntree Gully Eagles	14	6	7	1	0	46.43
Knox	13	6	7	0	1	46.15
Chirside Park	13	2	11	0	1	15.38

UNDER 12D

	P	W	L	D	B	% Won
Bayswater	14	12	2	0	0	85.71
The Knights - Rowville	14	11	3	0	0	78.57
Boronia	14	10	4	0	0	71.43
Forest Hill	14	9	5	0	0	64.29
North Ringwood Red	14	7	7	0	0	50
Donvale	10	3	7	0	0	30
Kilsyth	14	2	12	0	0	14.29
South Croydon	14	1	13	0	0	7.14

UNDER 11A

	P	W	L	D	B	% Won
Vermont Purple	13	13	0	0	1	100
North Ringwood Red	13	10	3	0	1	76.92
Mitcham Black	12	9	3	0	2	75
Montrose Blue	12	6	6	0	2	50
East Ringwood Blue	12	3	9	0	2	25
Lysterfield Teal	13	3	10	0	1	23.08
Blackburn Black	13	2	11	0	1	15.38

UNDER 11B

	P	W	L	D	B	% Won
Croydon	10	9	1	0	0	90
Glen Waverley Rovers	14	12	2	0	0	85.71
Knox Red	14	11	3	0	0	78.57
The Basin	14	9	5	0	0	64.29
Mooroolbark	14	6	8	0	0	42.86
Rowville Hawks	14	5	8	1	0	39.29
Norwood	14	3	11	0	0	21.43
Lilydale	14	0	13	1	0	3.57

UNDER 11C

	P	W	L	D	B	% Won
Knox Black	10	9	1	0	0	90
Ferntree Gully Eagles	14	11	2	1	0	82.14
Vermont Gold	14	11	3	0	0	78.57
East Burwood White	14	8	6	0	0	57.14
Chirside Park	14	7	6	1	0	53.57
Waverley Blues	14	7	7	0	0	50
The Knights - Rowville	14	5	9	0	0	35.71
Upper Ferntree Gully	10	3	7	0	0	30
Wantirna South	10	2	8	0	0	20
Boronia	14	2	12	0	0	14.29

UNDER 11D

	P	W	L	D	B	% Won
Donvale	14	13	1	0	0	92.86
South Croydon/Kilsyth	13	12	1	0	0	92.31
East Ringwood	10	7	3	0	0	70
East Burwood Black	13	7	6	0	1	53.85
Lysterfield/South Belgrave	13	7	6	0	1	53.85
North Ringwood Black	14	6	8	0	0	42.86
Vermont Eagles	13	4	9	0	1	30.77
Mitcham Yellow	13	2	11	0	1	15.38
Blackburn Red	14	2	12	0	0	14.29
Montrose Red	14	2	12	0	0	14.29

JUNIOR BOYS GRAND FINAL RESULTS**Under-17 Premier**

East Ringwood Blue	8.11 (59)	def.	Vermont	6.7 (43)
--------------------	-----------	------	---------	----------

Under-17A

Montrose Blue	8.18 (66)	def.	Mooroolbark	1.3 (9)
---------------	-----------	------	-------------	---------

Under-17B

Upper Ferntree Gully	10.13 (73)	def.	Norwood	6.6 (42)
----------------------	------------	------	---------	----------

Under-17C

Vermont Purple	9.12 (66)	def.	Waverley Blues	6.4 (40)
----------------	-----------	------	----------------	----------

Under-17D

Croydon	6.9 (45)	def.	East Burwood	2.5 (17)
---------	----------	------	--------------	----------

Under-15A

North Ringwood Red	13.12 (90)	def.	Lysterfield Teal	10.5 (65)
--------------------	------------	------	------------------	-----------

Under-15B

Rowville	9.9 (63)	def.	Heathmont	6.6 (42)
----------	----------	------	-----------	----------

Under-15C

Chirnside Park	7.8 (50)	def.	Lilydale	5.4 (34)
----------------	----------	------	----------	----------

Under-15D

Glen Waverley Hawks	15.5 (95)	def.	Coldstream	8.9 (57)
---------------------	-----------	------	------------	----------

Under-14A

East Ringwood Blue	10.15 (75)	def.	Blackburn Black	10.7 (67)
--------------------	------------	------	-----------------	-----------

Under-14B

Knox	10.10 (70)	def.	Wantirna South	10.8 (68)
------	------------	------	----------------	-----------

Under-14C

Ferntree Gully Eagles White	16.10 (106)	def.	Mooroolbark Gold	3.8 (26)
-----------------------------	-------------	------	------------------	----------

Under-14D

The Basin	8.12 (60)	def.	Blackburn Red	5.5 (35)
-----------	-----------	------	---------------	----------

Under-13A

Vermont Purple	8.7 (55)	def.	Mitcham	5.3 (33)
----------------	----------	------	---------	----------

Under-13B

The Knights-Rowville	9.1 (55)	def.	Norwood	7.8 (50)
----------------------	----------	------	---------	----------

Under-13C

Glen Waverley Hawks	7.2 (44)	def.	Donvale	1.11 (17)
---------------------	----------	------	---------	-----------

Under-13D

Vermont Gold	10.12 (72)	def.	Boronia	2.3 (15)
--------------	------------	------	---------	----------

Under-12A

Blackburn Black	5.8 (38)	def.	Lysterfield Teal	4.6 (30)
-----------------	----------	------	------------------	----------

Under-12B

Wantirna South	11.9 (75)	def.	The Basin	1.2 (8)
----------------	-----------	------	-----------	---------

Under-12C

South Belgrave	4.0 (24)	def.	Lilydale	3.5 (23)
----------------	----------	------	----------	----------

Under-12D

Bayswater	6.7 (43)	def.	The Knights-Rowville	3.5 (23)
-----------	----------	------	----------------------	----------

Under-12E

East Ringwood White	12.9 (81)	def.	Vermont Gold	2.2 (14)
---------------------	-----------	------	--------------	----------

Under-11A

Vermont Purple	4.6 (30)	def.	Mitcham Black	1.2 (8)
----------------	----------	------	---------------	---------

Under-11B

The Basin	5.1 (31)	def.	Knox Red	3.0 (18)
-----------	----------	------	----------	----------

Under-11C

Knox Black	2.1 (13)	def.	Ferntree Gully Eagles	1.3 (9)
------------	----------	------	-----------------------	---------

Under-11D

South Croydon/Kilysth	2.8 (20)	def.	Donvale	2.5 (17)
-----------------------	----------	------	---------	----------







BENDIGO BANK NETBALL PREMIER												
	P	W	L	D	B	FG	FF	For	Ag	%	PTS	
Wantirna South Devils	12	11	0	1	2	0	0	662	380	174.21	46	
East Burwood Black	12	8	3	1	2	0	0	477	425	112.24	34	
Lilydale Falcons	12	8	4	0	2	0	0	509	453	112.36	32	
Heathmont Jets	12	6	6	0	2	0	0	406	430	94.42	24	
Boronia Hawks	13	5	8	0	1	0	0	402	514	78.21	20	
South Croydon Red	12	4	8	0	2	0	0	360	453	79.47	16	
Blackburn Red	12	0	12	0	2	0	0	369	503	73.36	0	
BENDIGO BANK NETBALL DIVISION 1												
	P	W	L	D	B	FG	FF	For	Ag	%	PTS	
Knox	14	13	1	0	0	0	0	549	402	136.57	52	
Kilsyth Cougars	14	10	4	0	0	1	0	517	399	129.57	40	
Scoresby Swoopers	14	10	4	0	0	1	0	499	426	117.14	40	
Ferntree Gully	14	8	5	1	0	1	0	507	430	117.91	34	
Coldstream Grey	14	8	6	0	0	1	0	447	416	107.45	32	
Montrose Demons	14	4	9	1	0	1	0	426	470	90.64	18	
Park Orchards White	14	1	13	0	0	0	1	342	553	61.84	4	
North Ringwood Black	14	1	13	0	0	0	4	248	445	55.73	4	
BENDIGO BANK NETBALL DIVISION 2												
	P	W	L	D	B	FG	FF	For	Ag	%	PTS	
Croydon Blues	14	13	1	0	0	1	0	486	279	174.19	52	
Scoresby Shooters	14	12	2	0	0	1	0	514	373	137.80	48	
North Ringwood White	14	11	3	0	0	0	1	453	275	164.73	44	
Mulgrave Red	14	11	3	0	0	0	0	488	403	121.09	44	
Lilydale Gold	14	10	4	0	0	0	0	384	362	106.08	40	
North Ringwood Red	14	7	5	2	0	0	0	399	405	98.52	32	
Park Orchards Red	14	6	7	1	0	0	0	360	341	105.57	26	
Whitehorse Maroon	14	6	7	1	0	0	0	368	354	103.95	26	
The Basin Red	14	6	7	1	0	0	0	430	430	100.00	26	
Kilsyth Cougars Red	14	6	8	0	0	0	0	429	439	97.72	24	
Blackburn Black	14	4	9	1	0	0	0	368	410	89.76	18	
Knox Black	14	3	10	1	0	0	0	406	471	86.20	14	
Norwood Purple	14	2	11	1	0	0	0	361	487	74.13	10	
Ferntree Gully Yellow	14	1	11	2	0	0	0	247	481	51.35	8	
BENDIGO BANK NETBALL DIVISION 3												
	P	W	L	D	B	FG	FF	For	Ag	%	PTS	
Croydon North-MLOC	14	12	2	0	0	0	0	547	285	191.93	48	
Heathmont White	14	12	2	0	0	0	0	472	302	156.29	48	
Glen Waverley Blue	14	10	4	0	0	0	0	475	345	137.68	40	
Ferntree Gully Eagles	14	10	4	0	0	0	0	381	284	134.15	40	
Ringwood Red	14	9	5	0	0	0	0	419	410	102.20	36	
South Croydon White	14	6	8	0	0	0	0	399	437	91.30	24	
Forest Hill White	14	5	8	1	0	0	0	416	387	107.49	22	
East Burwood Grey	14	5	9	0	0	0	0	315	413	76.27	20	
Chirnside Panthers	14	5	9	0	0	0	0	314	425	73.88	20	
Vermont Eagles	14	4	10	0	0	0	0	328	460	71.30	16	
Rowville	14	3	11	0	0	0	0	323	450	71.78	12	
Whitehorse White	14	1	13	0	0	0	0	285	493	57.81	4	

BENDIGO BANK NETBALL DIVISION 4												
	P	W	L	D	B	FG	FF	For	Ag	%	PTS	
Norwood Gold	13	12	1	0	0	0	0	462	288	160.42	48	
Upper Ferntree Gully Red	13	10	3	0	0	0	0	411	315	130.48	40	
Coldstream White	13	10	3	0	0	0	0	461	371	124.26	40	
Montrose Flames	13	9	4	0	0	0	0	409	327	125.08	36	
Park Orchards Black	13	8	5	0	0	0	0	418	339	123.30	32	
Mitcham Yellow	13	8	5	0	0	0	0	425	368	115.49	32	
Heathmont Blue	13	8	5	0	0	0	0	323	296	109.12	32	
South Croydon Purple	13	6	7	0	0	0	0	353	400	88.25	24	
The Basin Green	13	5	7	1	0	0	0	365	347	105.19	22	
Scoresby Soarers	13	5	8	0	0	0	0	368	381	96.59	20	
Lilydale Blue	13	3	10	0	0	0	0	353	448	78.79	12	
Knox Red	13	3	10	0	0	0	0	316	448	70.54	12	
Boronia Brown	13	2	10	1	0	0	0	304	407	74.69	10	
Kilsyth Cougars Black	13	1	12	0	0	0	0	292	498	58.63	4	
BENDIGO BANK NETBALL DIVISION 5												
	P	W	L	D	B	FG	FF	For	Ag	%	PTS	
Nunawading Lions	13	12	1	0	0	0	0	438	279	156.99	48	
Ringwood Black	13	10	3	0	0	0	0	437	304	143.75	40	
Coldstream Blue	13	10	3	0	0	0	0	422	337	125.22	40	
Glen Waverley White	13	8	5	0	0	1	0	365	278	131.29	32	
Mitcham Black	13	8	5	0	0	0	0	299	242	123.55	32	
South Belgrave Black	13	7	5	1	0	0	0	300	297	101.01	30	
South Croydon Blue	13	6	7	0	0	0	0	263	303	86.80	24	
Heathmont Yellow	13	4	9	0	0	0	0	320	346	92.49	16	
Norwood Woodettes	13	3	9	1	0	0	0	338	415	81.45	14	
Forest Hill Zebras	13	3	10	0	0	0	0	302	461	65.51	12	
Wantirna South Green	13	2	11	0	0	0	1	268	380	70.53	8	
Waverley Blues	13	1	12	0	0	0	0	236	485	48.66	4	
BENDIGO BANK NETBALL DIVISION 6												
	P	W	L	D	B	FG	FF	For	Ag	%	PTS	
South Belgrave Red	13	13	0	0	0	0	0	385	247	155.87	52	
Balwyn Tigers	13	10	3	0	0	0	0	459	326	140.80	40	
Glen Waverley Hawks Yellow	13	10	3	0	0	0	0	463	334	138.62	40	
Coldstream Black	13	9	4	0	0	1	0	381	327	116.51	36	
Knox White	13	7	6	0	0	0	0	340	336	101.19	28	
Ringwood White	13	5	8	0	0	0	0	311	340	91.47	20	
Montrose Devils	13	5	8	0	0	0	0	341	375	90.93	20	
Ferntree Gully Blue	13	3	10	0	0	0	0	319	405	78.77	12	
Wantirna South White	13	3	10	0	0	0	0	295	375	78.67	12	
Mulgrave Blue	13	0	13	0	0	0	1	212	441	48.07	0	
BENDIGO BANK NETBALL DIVISION 7												
	P	W	L	D	B	FG	FF	For	Ag	%	PTS	
Lilydale Yellow	13	9	2	2	0	0	0	298	217	137.33	40	
Glen Waverley Black	13	9	3	1	0	0	0	343	227	151.10	38	
Norwood White	13	9	4	0	0	0	0	364	296	122.97	36	
The Basin Bears	13	4	8	1	0	0	0	296	361	81.99	18	
Ferntree Gully White	13	3	8	2	0	0	0	224	308	72.73	16	
Coldstream Red	13	2	11	0	0	0	0	214	330	64.85	8	

BENDIGO BANK NETBALL PREMIER DIVISION**Semi Final 1**

Lilydale Falcons 11, 25, 31, 41 def. Heathmont Jets 6, 15, 24, 33

Semi Final 2

Wantirna South Devils 14, 20, 34, 49 def. East Burwood Black 10, 19, 32, 38

Preliminary Final

East Burwood Black 8, 24, 28, 36 def. Lilydale Falcons 12, 17, 24, 35

Grand Final

Wantirna South Devils 7, 22, 31, 42 def. East Burwood Black 7, 11, 21, 29

**BENDIGO BANK NETBALL DIVISION 1****Semi Final 1**

Scoresby Swoopers 1, 23, 32, 41 def. Ferntree Gully 7, 13, 19, 28

Semi Final 2

Knox 7, 16, 22, 33 def. Kilsyth Cougars 8, 17, 24, 32

Preliminary Final

Scoresby Swoopers 9, 20, 29, 37 def. Kilsyth Cougars 7, 16, 24, 35

Grand Final

Knox 8, 19, 32, 44 def. Scoresby Swoopers 10, 19, 31, 41

**BENDIGO BANK NETBALL DIVISION 2****Elimination Final 1**

Mulgrave Red 4, 13, 22, 27 def. Lilydale Gold 8, 11, 13, 23

Elimination Final 2

North Ringwood White 12, 23, 32, 38 def. North Ringwood Red 3, 8, 16, 21

Semi Final 1

Croydon Blues 12, 24, 31, 39 def. Mulgrave Red 5, 13, 22, 29

Semi Final 2

North Ringwood White 10, 17, 28, 40 def. Scoresby Shooters 8, 14, 17, 24

Grand Final

North Ringwood White 8, 16, 25, 33 def. Croydon Blues 4, 12, 16, 21

**BENDIGO BANK NETBALL DIVISION 3****Semi Final 1**

Ferntree Gully Eagles 11, 18, 22, 31 def. Glen Waverley Blue 4, 13, 17, 24

Semi Final 2

Croydon North-MLOC 5, 12, 21, 29 def. Heathmont White 8, 15, 22, 26

Preliminary Final

Ferntree Gully Eagles 5, 12, 16, 24 def. Heathmont White 5, 13, 18, 23

Grand Final

Croydon North-MLOC 5, 11, 17, 25 def. Ferntree Gully Eagles 5, 10, 15, 21

**BENDIGO BANK NETBALL DIVISION 4****Elimination Final 1**

Montrose Flames 10, 18, 26, 35 def. Park Orchards Black 1, 5, 13, 21

Elimination Final 2

Coldstream White 8, 16, 25, 34 def. Mitcham Yellow 4, 10, 14, 17

Semi Final 1

Montrose Flames 8, 18, 23, 31 def. Norwood Gold 8, 16, 20, 29

Semi Final 2

Upper Ferntree Gully Red 11, 19, 28, 40 def. Coldstream White 9, 15, 22, 29

Grand Final

Upper Ferntree Gully Red 8, 12, 17, 24 def. Montrose Flames 4, 7, 12, 16

**BENDIGO BANK NETBALL DIVISION 5****Semi Final 1**

Coldstream Blue 7, 13, 24, 34 def. Glen Waverley White 5, 6, 11, 14

Semi Final 2

Nunawading Lion 5, 13, 20, 29 def. Ringwood Black 6, 14, 18, 25

Preliminary Final

Ringwood Black 5, 11, 19, 26 def. Coldstream Blue 5, 11, 17, 24

Grand Final

Nunawading Lions 6, 15, 20, 26 def. Ringwood Black 7, 11, 17, 22

**BENDIGO BANK NETBALL DIVISION 6****Semi Final 1**

Glen Waverley Hawks Yellow 6, 16, 22, 29 def. Coldstream Black 9, 14, 17, 24

Semi Final 2

Balwyn Tigers 10, 18, 22, 25 def. South Belgrave Red 4, 12, 18, 22

Preliminary Final

South Belgrave Red 3, 15, 21, 27 def. Glen Waverley Hawks Yellow 5, 7, 13, 21

Grand Final

South Belgrave Red 6, 13, 22, 32 def. Balwyn Tigers 6, 12, 18, 24

**BENDIGO BANK NETBALL DIVISION 7****Semi Final 1**

The Basin Bears 5, 11, 18, 26 def. Norwood White 6, 10, 18, 24

Semi Final 2

Glen Waverley Black 2, 12, 17, 24 def. Lilydale Yellow 9, 10, 15, 19

Preliminary Final

The Basin Bears 8, 13, 21, 25 def. Lilydale Yellow 5, 9, 15, 20

Grand Final

The Basin Bears 6, 12, 19, 25 def. Glen Waverley Black 4, 8, 15, 21





STATEMENT BY BOARD MEMBERS

The board has determined that the association is not a reporting entity and that this special purpose financial report has been prepared in accordance with the accounting policies outlined in Note 1 to the financial statements.

In the opinion of the board the financial report as set out on pages 42 to 47.


1. Presents fairly the financial position of the Eastern Football Netball League as at 31 October 2019 and its performance for the year ended on that date in accordance with Note 1 to the financial statements.
2. At the date of this statement, there are reasonable grounds to believe that the Eastern Football Netball League will be able to pay its debts as and when they fall due.

This statement is made in accordance with a resolution of the board and is signed for and on behalf of the board by:



GRAHAM HALBISH

Board Member



TIM FINEMORE

Board Member

Dated in Melbourne on this 22nd day of November 2019

STATEMENT OF FINANCIAL POSITION

AS AT 31 OCTOBER 2019

	Note	2019	2018
CURRENT ASSETS			
Cash and cash equivalents	2	1,439,934	1,481,067
Trade and other receivables	3	213,770	166,685
Other current assets	4	109,057	66,479
Total Current Assets		1,762,761	1,714,231
NON CURRENT ASSETS			
Property, plant and equipment	5	742,703	737,495
Total Non Current Assets		742,703	737,495
TOTAL ASSETS		2,505,464	2,451,726
CURRENT LIABILITIES			
Trade and other payables	6	241,336	172,098
Total Current Liabilities		241,336	172,098
NON CURRENT LIABILITIES			
Provisions	7	-	-
Total Non Current Liabilities		-	-
TOTAL LIABILITIES		241,336	172,098
NET ASSETS		2,264,128	2,279,628
EQUITY			
Retained earnings		2,164,128	2,179,628
Eastern Football Hub Development Fund		100,000	100,000
TOTAL EQUITY		2,264,128	2,279,628

STATEMENT OF COMPREHENSIVE INCOME

AS AT 31 OCTOBER 2019

	Note	2019	2018
Sales Revenue		985,481	921,988
Cost of Sales		733,856	667,310
Gross Profit		251,625	254,678
Other Revenues		2,882,669	2,920,497
Expenses		3,149,794	3,154,887
(Loss)/Profit before income tax		(15,500)	20,288
Income tax expense	1e	-	-
(Loss)/Profit for the year		(15,500)	20,288
Other Comprehensive Income for the year, (net of tax)		-	-
Total Comprehensive Income / (Loss)		(15,500)	20,288

The accompanying notes form part of these financial statements

STATEMENT OF CHANGES IN EQUITY

AS AT 31 OCTOBER 2019

	Retained Earnings	Fund	Total
Balance at 31 October 2017	2,159,340	100,000	2,259,340
Profit attributable to the members of the company	20,288	-	20,288
Balance at 31 October 2018	2,179,628	100,000	2,279,628
(Loss)/Profit attributable to the members of the company	(15,500)	-	(15,500)
Balance at 31 October 2019	2,164,128	100,000	2,264,128

STATEMENT OF CASH FLOWS

AS AT 31 OCTOBER 2019

	Note	2019	2018
CASH FLOWS FROM OPERATING ACTIVITIES			
Cash receipts in the course of operations		3,799,040	3,798,661
Interest received		13,843	13,865
Cash payments in the course of operations		(3,824,872)	(3,805,176)
Interest and other costs of finance paid		-	-
Net cash provided by (used in) operating activities	8	(11,989)	7,350
CASH FLOWS FROM INVESTING ACTIVITIES			
Payments for property, plant and equipment		(37,326)	(56,762)
Proceeds from sale of property, plant and equipment		8,182	4,273
Net cash (used in) provided by investing activities		(29,144)	(52,489)
Net increase (decrease) in cash held		(41,133)	(45,139)
Cash at beginning of the financial year	2	1,481,067	1,526,206
CASH HELD AT THE END OF FINANCIAL YEAR	2	1,439,934	1,481,067

The accompanying notes form part of these financial statements

NOTES TO AND FORMING PART OF THE FINANCIAL STATEMENT

FOR THE YEAR ENDED 31 OCTOBER 2019

1. SUMMARY OF SIGNIFICANT ACCOUNTING POLICIES

This financial report is a special purpose financial report prepared in order to satisfy the financial reporting requirements of the Associations Incorporation Reform Act 2012 (Vic), for use by the members of the league and to fulfil the board's requirements to prepare financial statements. The Association is a not-for-profit entity for financial reporting purposes under Australian Accounting Standards.

The financial report has been prepared in accordance with the requirements of the Associations Incorporation Reform Act 2012 (Vic) and the following Accounting Standards:

AASB 101	Presentation of Financial Statements
AASB 107	Statement of Cash Flows
AASB 108	Accounting Policies, Changes in Accounting Estimates and Errors
AASB 110	Events after the Reporting Period
AASB 116	Property, Plant and Equipment
AASB 117	Leases
AASB 118	Revenue

No other applicable Accounting Standards, Australian Accounting Interpretations or other authoritative pronouncements of the Australian Accounting Standards Board have been applied.

The financial report has been prepared on an accruals basis and is based on historic costs and does not take into account changing money values or, except where specifically stated, current valuations of non-current assets.

The following material accounting policies, which are consistent with the previous period unless otherwise stated, have been adopted in the preparation of this financial report.

A) PROPERTY, PLANT AND EQUIPMENT

Each class of property, plant and equipment is carried at cost or fair value less, where applicable, any accumulated depreciation and impairment loss.

The carrying amount of plant and equipment is reviewed annually by directors to ensure it is not in excess of the recoverable amount from these assets. The recoverable amount is assessed on the basis of the expected net cash flows that will be received from the assets employment and subsequent disposal. The expected net cash flows have been discounted to their present values in determining recoverable amounts.

Subsequent costs are included in the asset's carrying amount or recognised as a separate

asset, as appropriate, only when it is probable that future economic benefits associated with the item will flow to the association and the cost of the item can be measured reliably.

All other repairs and maintenance are charged to the income statement during the financial period in which they are incurred.

The directors have assessed the current market value of the league's land as at least \$490,000 based on the most recent Knox City Council valuation.

B) DEPRECIATION

The depreciable amount of all fixed assets is depreciated on a straight line basis over their useful lives commencing from time the asset is held ready for use.

The depreciation rates used for each class of assets are as follows:

Freehold Improvements	9% to 33%
Furniture and Equipment	20%
Computers	20%
Motor Vehicles	20%

C) LEASES

Leases of fixed assets where substantially all the risks and benefits incidental to the ownership of the asset, but not the legal ownership, are transferred to the association are classified as finance leases.

Finance leases are capitalised by recording an asset and a liability at the lower of the amount equal to the fair value of the leased property or the present value of the minimum lease payments, including any guaranteed residual values. Lease payments are allocated between the reduction of the lease liability and the lease interest expense for the period.

Leased assets are depreciated on a straight-line basis over their estimated useful lives where it is likely that the association will obtain ownership of the asset or ownership over the term of the lease.

D) REVENUE RECOGNITION

Sales Revenue

Sales Revenue represents revenue earned (net of returns, discounts and allowances) from the sale of products and services. Sales revenue is recorded when the goods are dispatched.

Interest Income

Interest Income is recognised as it accrues.

NOTES TO AND FORMING PART OF THE FINANCIAL STATEMENT

FOR THE YEAR ENDED 31 OCTOBER 2019

1. SUMMARY OF SIGNIFICANT ACCOUNTING POLICIES

D) REVENUE RECOGNITION (CONT)

Asset Sales

The profit or loss on disposal of assets is included as revenue of the association. Such profit or loss on disposal of assets is brought to account at the date an unconditional contract of sale is signed.

E) INCOME TAX

The league has been granted an income tax exemption by the Australian Tax Office.

F) INVENTORIES

Inventories are measured at the lower of cost and net realisable value. The cost is based on the first in, first out principle and includes expenditure incurred in acquiring the inventories and bringing them to their existing condition and location.

Net realisable value is determined on the basis of the company's normal selling pattern. Expenses of marketing, selling and distribution to customers are estimated and are deducted to establish net realisable value.

G) EMPLOYEE BENEFITS

Provision is made for the association's liability for employee benefits arising from services rendered by employees to balance date. Employee benefits that are expected to be settled within one year have been measured at the amounts expected to be paid when the liability is settled, plus related on-costs. Employee benefits payable later than one year have been measured at the present value of the estimated future cash outflows to be made for those benefits.

H) GOODS AND SERVICES TAX

Revenues, expenses and assets are recognised net of the amount of GST, except where the amount of GST incurred is not recoverable from the Australian Taxation Office. In these circumstances, the GST is recognised as part of the cost of acquisition of the asset or as part of an item of the expense. Receivables and payables in the statement of financial position are shown inclusive of GST.

I) IMPAIRMENT OF ASSETS

At each reporting date, the association reviews the carrying values of its tangible and intangible assets to determine whether there is any indication that those assets have been impaired. If such an indication exists, the recoverable amount of the asset, being the higher of the asset's fair value less costs to sell and value in use, is compared to the asset's carrying value. Any excess of the asset's

carrying value over its recoverable amount is expensed to the income statement.

Where it is not possible to estimate the recoverable amount of an individual asset, the association estimates the recoverable amount of the cash-generating unit to which the asset belongs.

J) COMPARATIVE AMOUNTS

Where required by Accounting Standards comparative figures have been adjusted to conform with changes in presentation for the current financial year.

New Accounting Standards

(K) NEW ACCOUNTING STANDARDS FOR APPLICATION IN FUTURE PERIODS

The AASB has issued new, revised and amended Standards and Interpretations that have mandatory applicable dates for future reporting periods and which the association has decided not to early adopt. Due to the nature of the association's activities, it does not expect them to have any material effect on the association's financial statements. These include:

AASB15 Revenue from Contracts with Customers

AASB15 will come into effect for not-for-profit entities for reporting periods that begin on or after 1 January 2019. The Association intends to adopt the standard in the 2019/20 financial year when it becomes effective. AASB15 introduced a 5 step approach to account for revenue recognition with the requirement for an entity to only recognise revenue upon the fulfilment of the performance obligation.

An impact assessment of AASB15 was undertaken and it was determined that there would be no potential impact on the disclosure of revenue by the Association in the initial year of application.

AASB16 Leases

AASB16 provides a comprehensive model for the identification of lease arrangements and their treatment in the financial statements. The standard is effective for accounting periods beginning on or after 1 January 2019. The date of initial application for the Association will be 1 November 2019.

The Association has performed an impact assessment of AASB16 and has determined that the requirements of the standard are not expected to impact the Association.

NOTES TO AND FORMING PART OF THE FINANCIAL STATEMENT

FOR THE YEAR ENDED 31 OCTOBER 2019

	2019	2018
2. CASH AND CASH EQUIVALENTS	1,439,934	1,481,067
3. TRADE AND OTHER RECEIVABLES		
Debtors	252,270	205,185
Less impairment of receivables	(38,500)	(38,500)
	213,770	166,685
4. OTHER CURRENT ASSETS		
Stock on hand	103,523	60,192
Other debtors	5,500	-
GST receivable	34	6,287
	109,057	66,479
5. PROPERTY, PLANT AND EQUIPMENT		
Freehold land at cost	240,000	240,000
Building at cost	383,433	383,433
Less accumulated depreciation	(14,430)	(12,025)
	609,003	611,408
Freehold improvements at cost	110,682	103,917
Less accumulated depreciation	(34,763)	(42,877)
	75,919	61,040
Computer and software at cost	22,466	49,749
Less accumulated depreciation	(14,398)	(47,134)
	8,068	2,615
Furniture and equipment at cost	43,420	131,464
Less accumulated depreciation	(30,818)	(118,515)
	12,602	12,949
Motor vehicle at cost	56,762	95,625
Less accumulated depreciation	(19,651)	(46,142)
	37,111	49,483
Total property, plant and equipment	742,703	737,495

NOTES TO AND FORMING PART OF THE FINANCIAL STATEMENT

FOR THE YEAR ENDED 31 OCTOBER 2019

5. PROPERTY, PLANT AND EQUIPMENT

Movement in carrying amounts	Freehold Land	Buildings	Freehold Improvements	Furniture & Equipment	Computer	Motor Vehicle	Total
Balance at 31 October 2017	240,000	373,813	66,826	18,624	5,868	-	705,131
Additions	-	-	-	-	-	56,762	56,762
Disposals/Transfers	-	-	-	(967)	-	-	(967)
Depreciation expense	-	(2,405)	(5,786)	(4,708)	(3,253)	(7,279)	(23,431)
Balance at 31 October 2018	240,000	371,408	61,040	12,949	2,615	49,483	737,495
Additions	-	-	20,434	3,938	12,954	-	37,326
Disposals/Transfers	-	-	-	-	-	-	-
Depreciation expense	-	(2,405)	(5,555)	(4,285)	(7,501)	(12,372)	(32,118)
Balance at 31 October 2019	240,000	369,003	75,919	12,602	8,068	37,111	742,703

	2019	2018
6. TRADE AND OTHER PAYABLES		
Trade creditors and accruals	159,631	69,289
Employee benefits	81,705	102,809
GST Payable	-	-
	241,336	172,098
7. PROVISIONS		
Non current liabilities		
Provision for employee entitlement	-	-
8. CASH FLOW INFORMATION		
Reconciliation of cash flow from operations with		
Profit after income tax		
Profit after income tax	(15,500)	20,288
Non-cash flows in profit		
Depreciation	32,118	23,431
(Gain)/loss on disposal	(8,182)	(3,306)
Provision for Doubtful Debts	-	10,000
Change in assets and liabilities		
(Increase)/decrease in trade and other receivables	(46,332)	(45,652)
Increase/(decrease) in trade and other payables	90,342	(914)
Increase/(decrease) in provisions	(21,104)	13,385
(Increase)/decrease in stock on hand	(43,331)	(9,882)
	(11,989)	7,350

9. ASSOCIATION DETAILS

The principal place of business of the association is:
 Eastern Football Netball League Inc.
 256 Scoresby Road Boronia VIC 3155

INDEPENDENT AUDIT REPORT

TO THE MEMBERS OF EASTERN FOOTBALL NETBALL LEAGUE INC.

OPINION

We have audited the accompanying financial report, being a special purpose financial report, of Eastern Football Netball League Inc. which comprises the statement of financial position as at 31 October 2019, the statement of comprehensive income, statement of changes in equity and statement of cash flows for the year then ended, notes comprising a summary of significant accounting policies and other explanatory information and the statement by the members of the committee.

In our opinion the financial report gives a true and fair view of the financial position of Eastern Football Netball League Inc. as at 31 October 2019 and of its financial performance for the year then ended in accordance with the accounting policies described in Note 1 to the financial statements and the Associations Incorporation Reform Act 2012 (VIC).

BASIS FOR OPINION

We conducted our audit in accordance with Australian Auditing Standards. Our responsibilities under those standards are further described in the *Auditor's Responsibilities for the Audit of the Financial Report* section of our report. We are independent of the Entity in accordance with the ethical requirements of the Accounting Professional and Ethical Standards Board's APES 110 *Code of Ethics for Professional Accountants* (the Code) that are relevant to our audit of the financial report in Australia. We have also fulfilled our other ethical responsibilities in accordance with the Code.

In conducting our audit, we have complied with the independence requirements of the Australian professional ethical pronouncements.


We believe that the audit evidence we have obtained is sufficient and appropriate to provide a basis for our opinion.

EMPHASIS OF MATTER - BASIS OF ACCOUNTING

Without modifying our opinion, we draw attention to Note 1 to the financial report, which describes the basis of accounting. The financial report has been prepared to assist Eastern Football Netball League Inc. to meet the requirements of the Associations Incorporation Reform Act 2012 (VIC). As a result, the financial report may not be suitable for another purpose.

COMMITTEE'S RESPONSIBILITY FOR THE FINANCIAL REPORT

The Committee is responsible for the preparation and fair presentation of the financial report and have determined that the accounting policies described in Note 1 to the financial statements which form part of the financial report are appropriate to meet the financial reporting requirements of the Associations Incorporation Reform Act 2012 (VIC) and are appropriate to meet the needs of the members. The Committee is also responsible for such internal control as the Committee and management determine is necessary to enable the preparation of the financial report that is free from material misstatement, whether due to fraud or error.



McLean Delmo Bentley Audit Pty Ltd

Chartered Accountants

AUDITOR'S RESPONSIBILITIES FOR THE AUDIT OF THE FINANCIAL REPORT

Our objectives are to obtain reasonable assurance about whether the financial report as a whole is free from material misstatement, whether due to fraud or error, and to issue an auditor's report that includes our opinion. Reasonable assurance is a high level of assurance, but is not a guarantee that an audit conducted in accordance with Australian Auditing Standards will always detect a material misstatement when it exists. Misstatements can arise from fraud or error and are considered material if, individually or in the aggregate, they could reasonably be expected to influence the economic decisions of users taken on the basis of the financial report.

As part of an audit in accordance with Australian Auditing Standards, we exercise professional judgment and maintain professional scepticism throughout the audit. We also:

- Identify and assess the risks of material misstatement of the financial report, whether due to fraud or error, design and perform audit procedures responsive to those risks, and obtain audit evidence that is sufficient and appropriate to provide a basis for our opinion. The risk of not detecting a material misstatement resulting from fraud is higher than for one resulting from error, as fraud may involve collusion, forgery, intentional omissions, misrepresentations, or the override of internal control.
- Obtain an understanding of internal control relevant to the audit in order to design audit procedures that are appropriate in the circumstances, but not for the purpose of expressing an opinion on the effectiveness of the Entity's internal control.
- Evaluate the appropriateness of accounting policies used and the reasonableness of accounting estimates and related disclosures made by management.
- Conclude on the appropriateness of management's use of the going concern basis of accounting and, based on the audit evidence obtained, whether a material uncertainty exists related to events or conditions that may cast significant doubt on the Entity's ability to continue as a going concern. If we conclude that a material uncertainty exists, we are required to draw attention in our auditor's report to the related disclosures in the financial report or, if such disclosures are inadequate, to modify our opinion. Our conclusions are based on the audit evidence obtained up to the date of our auditor's report. However, future events or conditions may cause the Entity to cease to continue as a going concern.
- Evaluate the overall presentation, structure and content of the financial report, including the disclosures, and whether the financial report represents the underlying transactions and events in a manner that achieves fair presentation.

We communicate with those charged with governance regarding, among other matters, the planned scope and timing of the audit and significant audit findings, including any significant deficiencies in internal control that we identify during our audit.



Martin Fensome

Hawthorn
Partner

Dated in Melbourne on this 22nd day of November 2019

COMPILATION REPORT

TO THE MEMBERS OF EASTERN FOOTBALL NETBALL LEAGUE

We have compiled the accompanying special purpose financial statements of Eastern Football Netball League, which comprise the detailed statement of comprehensive income on pages 50 to 51, for the year then ended 31 October 2019. The specific purpose for which the special purpose financial statements have been prepared is to provide private information to the Board.

THE RESPONSIBILITY OF THE DIRECTORS

The directors of Eastern Football Netball League are solely responsible for the information contained in the special purpose financial statements, the reliability, accuracy and completeness of the information and for the determination that the financial reporting framework used is appropriate to meet their needs and for the purpose that the financial statements were prepared.

OUR RESPONSIBILITY


On the basis of information provided by the directors we have compiled the accompanying special purpose financial statements in accordance with APES 315 Compilation of Financial Information.

We have applied our expertise in accounting and financial reporting to compile these financial statements. We have complied with the relevant ethical requirements of APES 110 Code of Ethics for Professional Accountants.

ASSURANCE DISCLAIMER

Since a compilation engagement is not an assurance engagement, we are not required to verify the reliability, accuracy or completeness of the information provided to us by management to compile these financial statements. Accordingly, we do not express an audit opinion or a review conclusion on these financial statements.

The special purpose financial statements were compiled exclusively for the benefit of the directors who are responsible for the reliability, accuracy and completeness of the information used to compile them. Accordingly, these special purpose financial statements may not be suitable for other purposes. We do not accept responsibility for the contents of the special purpose financial statements.



McLean Delmo Bentleys Audit Pty Ltd

Chartered Accountants



Martin Fensome

Hawthorn

Partner

Dated in Melbourne on this 22nd day of November 2019

TRADING STATEMENT

FOR THE YEAR ENDED 31 OCTOBER 2019

	2019	2018
INCOME		
Sales	941,247	878,489
Licence fee	44,234	43,499
	985,481	921,988
Less Cost of Sales		
Opening Stock	60,192	50,310
Purchases	777,187	677,192
Closing Stock	103,523	60,192
	733,856	667,310
TRADING PROFIT	251,625	254,678
OTHER INCOME		
Affiliation fees	119,998	117,954
AFL Victoria grant	37,400	44,524
Blue Ribbon Foundation	20,000	21,506
Development funding program	71,331	98,489
DVD sales	65,477	65,327
Finals	485,359	460,243
Finals levy	30,993	35,743
Fines	15,233	18,882
Insurance - Club	416,741	387,036
Interest	13,843	13,865
Lightning Premierships	4,373	9,736
Netball	102,773	122,405
Player registrations	208,650	207,321
Presentation nights	67,724	62,525
Profit/Loss on sale - Assets	8,182	3,306
Records	-	62,046
Sponsorships	419,257	469,548
Sundry revenue	577	1,326
Umpires fees	794,758	718,715
TOTAL INCOME	3,134,294	3,175,175
Less total expenses	3,149,794	3,154,887
OPERATING SURPLUS / (LOSS)	(15,500)	20,288

These financial statements should be read in conjunction with the attached Compilation Report.

TRADING STATEMENT

FOR THE YEAR ENDED 31 OCTOBER 2019

	2019	2018
EXPENSES		
Affiliations	2,966	3,721
Auditor's remuneration	10,420	8,575
Bank charges and interest	2,045	1,622
Blue Ribbon Foundation donation	20,000	21,506
Depreciation of fixed assets	32,118	23,431
Development funding program	113,106	151,601
Doubtful Debt Provision	-	10,000
DVD production	175,572	94,071
EFL Media	65,961	57,636
Employee placement costs	755	643
Employee Costs	586,769	628,367
Executive expenses	7,369	8,273
External consultant costs	11,461	28,261
Finals expenses	315,280	292,034
Finals levy expense	27,271	36,152
Information Technology	13,146	9,761
Insurance - General	28,756	24,884
Insurance - Club	500,573	492,298
Interleague matches	42,077	71,793
Investigation costs	3,409	2,750
Junior committee expense	2,500	2,273
Lightning Premierships - Junior division	-	793
Meetings	7,982	5,927
Motor vehicle expenses	4,546	15,991
Netball	119,294	132,900
Occupancy Costs	29,605	39,638
Presentation nights and Awards	95,637	116,437
Printing and stationery	33,037	27,043
Publications	5,235	5,340
Records	-	70,681
Seminars and training	1,991	4,133
Sponsorship costs	69,850	40,181
Staff Amenities	16,051	8,557
Sundry expenses	3,830	4,025
Telephone	26,855	12,601
Umpires	774,327	700,988
TOTAL EXPENSES	3,149,794	3,154,887

These financial statements should be read in conjunction with the attached Compilation Report.

LIFE MEMBERS

Clive Sleeman*	Frank Bibby	William Baldwin*	Ron Smith	Len Mackay*	Steve Semken*
Reg Mathews*	James Austin	Jim Elmer*	Ken Walters*	Vern Clausen	Craig Braddy
Cliff Tomkins*	Albert McLellan*	A Robert Tregear	Heather Kleesh	Geoff Dempster	Bruce Peak
Walter Cornhill*	Gerald Black	Barry Raymer*	Peter Coloretti	John Milburn	Robert Murray
Paul Edie*	Kenneth Wright*	Wayne Reddaway	Brian Hawkins	Margaret Trollop	Stephen Jones
Sir Gilbert Chandler*	Les Leete*	Ian Kerr	Sandra Smith	Michael Whiting	James (Jim) Walker
Kevin Pratt*	Gordon Parker*	Gary Brunnen	Peter Luttick	Rob Peak	

300-GAME PLAYER LIFE MEMBERS

Steve Mills	Neale Trollope*	Alex Argentino	Michael Redpath	Matt Richards	Chance McPhee
Graeme Allan	Graeme Milburn	Trevor McPhee*	Tony Walsh	Andrew Smith	Matt Wright
Alan Bateson	Roy Baldwin*	Ken Melville	Greg Krenn	Andy Lee	Stephen McDonald
Phil Mason	Allan Shaw	Bill Mutsaers	Anthony Hehir	Brett Hartman	Sam Bates
Geoff D'Arcy*	Terry Morris	Keith Stocker	Paul Sparkes	Todd Power	Bryce Notman
John Hayhurst	John Harrop	Craig Marson	Terry McCormick	Matt Smith	Glenn Hewitt
Colin Tainton*	Anthony Gleeson	Patrick Schneider	Colin Krenn	Dion Festini	Andrew Farrell
Robert Hayhurst	Ian Spencer	Mark Gow	Darren Mason	Jeff Hall	Jamie Cruickshank
Des Brown	Peter Baker	Greg Smith	David Bending	Marc Hardy	Christian Holdsworth
Bill Duff	Len Taylor	Don Hall*	Scott Fritsch	Aaron Nummy	Brad Neil
Steven Davis	Doug Brumby	Alan Espie	Steve O'Gorman	Jason Wade	Greg Jarvis
Gordon Cowley	Greg Smith	Alan Whelan	Nick Tennant	Stuart Wynd	Matt Lawson
Peter Steele	Roger O'Brien	Les Millar*	Erwin Anadoli	Scott Morrison	Matt Whitty
Robin Rogers	Bill Leach	David Dietrich	Cameron Browne	Mark Cullen	Marc Williams
Peter Bowie	Kevin Heinze*	Lorenzo Marotti	Dean Buckley	Adam Molinaro	Nick Goodwin
John Wood	Brian Coopersmith	Ray Lacey	Mark Djordevic	Huseyin Yusef	Paul Tredrea
Colin Schelfhout	Brendan Curtis	Neil Wells	Rod Marget	Sebastian Colakidis	Rodney Williams
Stuart Cook	Max Vincent*	John O'Brien	Gerald Toohey	John Krikas	
Bill Bowie*	Andy Hayman	Paul Fyander	Dale Vitiritti	Danny Russo	

* Denotes deceased

EFNL LEGENDS*

Ian Clark	1970 (3)	1972 (2)	1974 (3)			
Keith Robins	1971 (1)	1972 (1)	1973 (3)			
Gary Galvin	1980 (1)	1981 (2)	1982 (1)			
Russell Stratton	1988 (4)	1990 (3)	1993 (4)	1996 (3)		
Gavin McNay	1989 (4)	1991 (3)	1994 (3)			
Matt Price	2001 (4)	2003 (3)	2005 (3)	2008 (3)	2009 (3)	2010 (3)
Nick Cox	2000 (1)	2004 (3)	2006 (2)			
Ian Atkinson	1998 (3)	2006 (4)	2007 (4)			
Bernie Dinneen	2005 (1)	2006 (1)	2010 (2)			
Dean Grice	2007 (3)	2008 (3)	2011 (3)	2013 (3)		
Kane Maghamez	2009 (3)	2010 (3)	2014 (4)			
Ryan Mullett	2010 (1)	2012 (1)	2014 (1)			
Chris Annakis	2015 (2)	2017 (1)	2018 (1)			
Joel Galvin	2012 (2)	2016 (2)	2018 (2)			
Matthew Mariani	2014 (3)	2016 (3)	2019 (4)			

*Any player in the EFNL senior ranks (not reserves) who has achieved three League best and fairest wins in his career is awarded EFNL legend status.





DIRECTORY

REGISTERED OFFICE

EFNL House
256 Scoresby Road
Boronia Vic 3155
Telephone: (03) 9762 5766
Facsimile: 9761 1315

CHAIRMAN

Graham Halbish

BOARD

Tim Finemore
Bruce Atkinson
Leon Bailey
Paul Barlow
David Flintoff
Kerry Freer
Kate McGurk (secondment)
Sue McMillan
Paul Payne

JUNIOR COMMITTEE CHAIRMAN

Leon Bailey

JUNIOR COMMITTEE

Bernard Fewster
Mark Pascoe
Phil Hermann
Ian Singleton

CHIEF EXECUTIVE OFFICER

Troy Swainston

GENERAL MANAGER - FOOTBALL OPERATIONS

Dyson Baker

MANAGER - JUNIOR FOOTBALL

Chris Pope

MEDIA MANAGER

Daniel Cencic

NETBALL, EVENTS AND ADMINISTRATION MANAGER

Petra Keogh

COMMERCIAL MANAGER

Mark Freeman

HEAD OF UMPIRING

Scott Van Noordennen

ADMINISTRATION AND COMPETITIONS ASSISTANT

Josh Hudson

FEMALE TALENT AND COMPETITIONS MANAGER

Jessie Mulholland

FOOTBALL DEVELOPMENT MANAGERS

Sean Buncle
Elle Dow

BROADCAST MANAGER

Ben Warren-Smith

SENIOR FIELD UMPIRE COACH

Bruce Onken

EMERGING UMPIRES COACH

Nathan McDonald

FEMALE UMPIRES COACH

Neville Nash

BOUNDARY UMPIRE COACH

Stephen Smith

BOUNDARY UMPIRE OBSERVERS

Trevor Finch
Pieter Van Pinxteren

GOAL UMPIRE COACH

Warren Sidebottom

GOAL UMPIRE ASSISTANT COACHES

Sam Walsh
James Rizio

HEAD JUNIOR FIELD UMPIRE COACH

Sean Clarke

JUNIOR APPOINTMENTS OFFICER

Graeme Bushby

ASSISTANT JUNIOR UMPIRE COACH

Graeme Meredith

HEAD OF UMPIRING (NETBALL)

Raechel Richards

TRIBUNAL CHAIRMAN

Michael Rodriquez

TRIBUNAL MEMBERS

John Allpress
Michael Berkley
Holly Canterford
Wal Constable
Terry Graham
Grant Hinton
Terry Lewis
Mervyn Lindsay
Peter Sinclair

INVESTIGATION OFFICERS

Sam Purdon
Brett Smith

TRAINERS' ASSOCIATION PRESIDENT

Neill Carboon

UMPIRES' ASSOCIATION PRESIDENT

David Parker

CREDITS

Editor

Daniel Cencic

Design

Melinda Rochford - ripe design

Photography

Jo Fairy - Field of View Sports
Photography
Davis Harrigan Photography

Printing

Allanby Press Printers Pty Ltd



EASTERN FOOTBALL NETBALL LEAGUE REGISTERED OFFICE

EFNL House 256 Scoresby Road, Boronia VIC 3155

Telephone 9762 5766 Fax 9761 1315

www.efnl.org.au  @EasternFNL  @easternfnl  @easternfnl