

ABN	30 466 151 731
Registered Office	256 Scoresby Road Boronia Vic 3155
Telephone	9762 5766
Facsimile	9761 1315
Website	www.evl.org.au



2003	EASTERN FOOTBALL LEAGUE	
	MISSION STATEMENT	01
	PRESIDENT	02
	CHIEF EXECUTIVE OFFICER	04
	FOOTBALL OPERATIONS /	
	SENIOR COMPETITION	06
	JUNIOR COMPETITION	08
	MEDIA, TRIBUNAL, UMPIRES	10
	SEASON 2003	12
	INTERLEAGUE	19
	TEAM LISTING	20
	AWARDS	22
	SENIOR LADDERS	24
	JUNIOR LADDERS	26
	SENIOR FINALS RESULTS	28
	JUNIOR FINALS RESULTS	29
LIFE MEMBERS	30	
FINANCIAL REPORT	32	
LEAGUE DIRECTORY	41	

THE MISSION

THE MISSION OF THE EASTERN FOOTBALL LEAGUE IS TO PROMOTE, COORDINATE AND ADMINISTER THE SPORT OF AUSTRALIAN RULES FOOTBALL THROUGH ITS MEMBER CLUBS IN THE EASTERN REGION OF THE MELBOURNE METROPOLITAN AREA FOR THE BENEFIT OF PARTICIPANTS NO MATTER WHAT LEVEL OF SKILL OR INVOLVEMENT. IN DOING SO, ITS AIM IS TO BE A FINANCIALLY VIABLE OPERATION THAT HAS THE ABILITY TO GENERATE ADEQUATE FUNDS FOR THE ONGOING ADMINISTRATION AND DEVELOPMENT OF AUSTRALIAN RULES FOOTBALL IN ITS REGION OF INFLUENCE.

On behalf of the board of the Eastern Football League, I am pleased to present the leagues annual report for the 2003 year. I have very much enjoyed my first year as president and I appreciate the way I have been welcomed by all clubs and others associated with the league.

BOARD DEVELOPMENT

2003 has been a year of change at board level. With a new president and two new executive members, the board undertook a strategic review of our role and the direction we wanted to take the league. We were able to draw on some of the information that Rob Sharpe gathered from his focus groups with clubs in each division in 2002 and we had some help from David Doherty of Football Victoria to pull it together. The outcomes of this review were announced to the clubs early in 2003 by presenting them with a copy of our strategic plan.

The strategic plan has become a real working document for the board and we used it as a reference throughout the year. We set our longer term goals and identified what we needed to do in 2003 to work towards achieving them. Our board agenda is now based around the strategic plan, and reports presented are based on the governance issues we have identified as important for the board. I am pleased to say that at the end of 2003 we have been able to tick off almost every item against the plan and we are now commencing the process of reviewing the results and setting our targets for next year.

Another development for the board has been the introduction of a peer review process which we have recently completed. This has been designed to help board members evaluate their own performance and provide guidance on how we can make the board function better as a group.

FOOTBALL VICTORIA

One of our key objectives in 2003 was to develop our relationship with Football Victoria. To that end, we had a number of board members and staff of Football Victoria attend a meeting with our board at EFL house. This gave us the chance to openly discuss the future direction of the EFL in terms of Football Victorias view of the development of football in our area. We have had significant input into the development of a number of projects of Football Victoria and have really laid the foundation for the two bodies to work together for the good of football in our area.

TECHNOLOGY

We have continued to extend our use of advanced technology to enable us to provide better services to clubs without additional cost to them. The implementation of online registrations, team lists and results were major developments this year. At this stage, the AFL is looking to develop a common system across all of football and our system is the model they are using.

INTERLEAGUE

It was pleasing to see interleague matches played again and we were able to watch three sensational games against the Diamond Valley FL. While all teams were great, I most enjoyed watching our U18 team, and the way they went about their game against the Diamond Valley FL U19 team. The style of football they played indicated that we are in for some exciting football in our league in the years to come.

SPONSORS

I would like to acknowledge the sponsors of the EFL for their support.

- PRINCIPAL SPONSOR
Concord Insurance Group
- MAJOR SPONSORS
Carlton & United Breweries
Collex Waste Management
- SUPPORT SPONSORS
Beiersdorf
Beaumonts
Club Warehouse
Cyan Press
Karralyka Centre
Croydon Sports Medicine Clinic
Overton Catering
Schweppes
Spalding
Trophy Town

>> THE VICTORIOUS DIVISION TWO COLTS PREMIERS SOUTH CROYDON



LOOKING FORWARD

Looking forward to the future there are two significant projects that we have set out to achieve. These have been on the drawing board for a number of years but we have taken some significant steps to get them underway. The first of these is that we are seeking a new revenue stream that would provide a regular income for all our member clubs and the second is to develop our own league headquarters with our own ground.

In terms of size, it would seem that 40 senior teams would be ideal for us. Population trends from the 2002 census figures indicate that the population of males in the relevant age groups in our area is declining. As such, it is difficult to see how we can grow beyond 40 teams without taking them from neighboring leagues and extending our geographic boundaries. One more senior team would be nice to round off the 40 team competition. This is something we have only ever achieved once.

THANKYOU

I would like to take this opportunity to thank my board members for their hard work during this year of change for them. They put up with some late nights early on until we established a clear direction forward and they have been great contributors throughout the year.

I would also like to thank the staff of the league. I have really come to appreciate their commitment and the fantastic job they do. In particular, I must thank Craig Braddy for his efforts and support throughout the year. It has been easy to strike up a great working relationship and this has enabled me to step into the role with a minimum of fuss.

>> Stephen Jones



CLOCKWISE
FROM TOP >>
STEPHEN JONES
STEVE SEMKEN
BRUCE PEAK
JIM WALKER
TERRY CHESHIRE
BRIAN HAWKINS
PAUL PAYNE
ROB SHARPE



GROWTH OF THE STRATEGIC PLAN

It is useful when gauging the success of an organisation to create a reference point and then strike comparisons of the organisation from that reference point to the present.

It is appropriate to use 1997, as this strategic plan contained some paradigm shifts in the philosophy, branding and structure of the organisation all of which had major financial and growth implications. Specifically, this plan guided the bold move to wind up the current association and to incorporate the (then) Knox Junior Football Association to create the Eastern Football League (EFL). The primary objective in creating the EFL was to harness the benefits that the critical mass would provide. The flow-on effects would be productivity improvements in the administration of the league and greater support for clubs who would in turn have a better financial capacity to grow teams.

It should be noted that a major objective of most organisations is to grow – the EFL is no different - however, we have been cautious, and have formulated our plans with a view to not only grow, but to attain “sustainable” growth.

GROWTH IN FINANCES

In 1997, the EFL had minimal ability to meet its short-term debts.

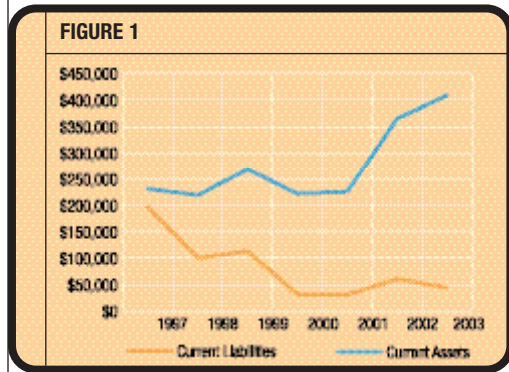


Figure 1 shows that in the six years since, the league has managed to dramatically reduce its current liabilities and achieved a significant growth in liquid assets - creating an enviable financial position.

This has been achieved through sound governance and prudential practices – the result has not occurred by simply increasing charges or levies to clubs.

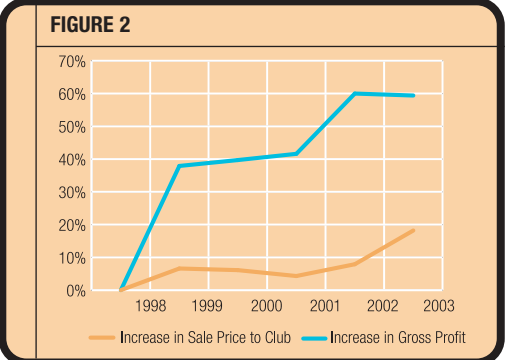


Figure 2 illustrates the considerable benefits that have evolved in our merchandising division since 1997 when our policy of high volume (turnover) with a low margin was implemented.

It is very pleasing that while there has been only a moderate increase in the average price of our “standard” goods (jumpers, shorts, socks and footballs), the gross profit has increased significantly.

This increase is the result of greater efficiencies available to the organisation via the ability to negotiate effectively on behalf of all member clubs.

GROWTH IN TEAMS AND CLUBS

Since 1997, the total number of teams has grown from 198 to a remarkable 351 with further growth predicted in the coming season.

I believe that the number of teams fielded by each club is a good indication of the health of that club both in terms of its financial capacity and in the ability to guarantee its future by way of players, volunteers and administrators.

It is therefore very pleasing to record, that over the past six years, the average number of teams involved at each and every club in our competition has grown from 3.66 per club to an imposing 8.16 teams per club.

GROWTH IN TECHNOLOGY

It is paramount that we constantly strive to reduce the time and effort required to administer a community football club.

In 1997, club administrators beat a path to EFL House to facilitate their many tasks – all completed during business hours. Technology offered little assistance with telephones and fax machines the primary communication tools.

In 2001, laptop computers were issued to all clubs and in 2003, all senior and junior clubs have been provided with their own email address in the EFL domain.

A dedicated email server has been installed in the office to filter viruses and spam from club emails and our internet connection has been upgraded to cope with the additional traffic.

Further, the league has provided all clubs with an internet connection – free of charge.

A new online clearance and registration system was developed and implemented this year. This was a collaborative effort between the league and our software developers.

It allows clubs to manage their own database, lodge scores, record best players and goal kickers and complete clearances and registrations from any location, 24 hours per day, seven days a week.

Indeed, this program has been so successful, the AFL is looking to implement the system for all leagues nationally.

GROWTH IN SUPPORT FOR CLUBS

For many years, the hardworking committees of the clubs of the EFL have paid for the benefit of being covered for Directors and Officers Liability insurance. In 2003, the league provided this cover to all clubs free of charge.

An adverse weather policy was developed and implemented to minimise the possibility of exposure of players to the elements and a ground inspection policy was introduced to reduce the risk of injury to players and officials during matches.

The hours of our director of umpires, Kevin Smith were increased this year. He spent an additional two days per week in our office on umpiring matters. This was aimed at increasing communication with clubs and their coaches, improving our recruitment processes and increasing the retention of our existing umpires.

Darryl Collings commenced his duties in the expanded role of general manager football operations. Darryl has had to deal with many contentious issues in his first year and he has done so with great aplomb.

It is also opportune to acknowledge the contribution of our part-time accounts payable officer of the past few years, Robyn Gianchino who has left the league seeking more consistent hours.

GROWING THE FUTURE

I believe that “compliance issues” are the greatest threat to future growth in sport.

Risk management issues such as the maintenance of adequate insurance cover, ground closures, water restrictions, racial vilification, and discrimination, combined with legal compliance issues, such as the Food Act, GST, Privacy Act, and the requirements of Trade Practices Act are presenting club (and league) administrators with an ever increasing workload – often with little or no training or support.

The manner in which the EFL board, administration and clubs work together to plan and implement policies and procedures to address these issues, will determine our success in promoting sustainable growth in our league into the future.

>> Craig Braddy



FROM TOP >>
CRAIG BRADDY
MICHELE URBANO
PETER LUTTICK
ROBYN GIANCHINO

Season 2003 provided clubs and administrators with a number of new challenges. Weather conditions had a significant impact at both the beginning and end of our season. Eight junior grounds were closed by council only days before the season launch, resulting in the necessity to move up to 40 games per week to alternate venues, and then a finals venue also was closed part way through a series. It is a credit to all clubs that despite this, all games went ahead as scheduled.

NEW TECHNOLOGY

During the year, the EFL and member clubs continued to utilise the benefits of information technology. For the first time, clubs were able to register players and lodge clearances online, not only providing a more efficient and streamlined procedure, but also allowing clubs to list and amend players contact and match day details via the on line member database. To compliment these initiatives, computer training courses were conducted allowing club representatives to receive "hands on" guidance on the new systems. These courses, along with the administration courses for club presidents, secretaries and treasurers, assisted clubs with managing their administrative functions.

STAFF

The EFL media team led by Anthony Stanguts continued to provide a quality media and communication service for the EFL clubs and supporters. Likewise Rod Cordwell continued his tremendous work with the ever growing junior competition, providing enormous assistance and guidance to the junior teams. The umpires board, led by Kevin Smith, should be proud for their contribution in 2003 and all involved with the EFL thank them for their efforts.

UMPIRES

The league was fortunate to have continued support from the umpire ranks, with all games having official umpires appointed, a performance even more commendable given the increased number of games played this season. A welcomed initiative was the EFL director of umpiring, Kevin Smith, working from the EFL offices each Monday and Wednesday. Kevins availability made for closer liaison with the clubs coaching staff, resulting in improved umpire/club communications.

JUMPER CHANGES

Once again, clubs were proactive in introducing new and updated jumper designs with Vermont, Norwood, Knox, Knox Eagles, Glen Waverley Hawks and Glen Waverley Rovers all unveiling new strips in 2003. In addition, Croydon led the way with the introduction of an alternate strip, used in some of its away matches and to avoid jumper clashes, an initiative that more clubs may follow in the seasons ahead.

RISK MANAGEMENT

As we are all aware, risk management has become a key issue in sport administration, and to assist in managing this issue, a number of new policies and procedures were introduced. Ground inspection, adverse weather and player non registration/deregistration policies were adopted to address and manage the current environment.

Whilst the league, clubs and players are becoming more professional in their approach to the game, as always it is the club volunteers who continue to provide enormous support to the eastern football community that allows us to enjoy our sport.

FROM TOP >>
DARRYL COLLINGS
ROD CORDWELL
ANTHONY STANGUTS
KEVIN SMITH



For the first time in over 10 seasons, the number of senior clubs within the league remained the same with no senior clubs either joining or departing the league. Despite this, the senior competition expanded with the formation of a division four colts competition, allowing for the colts and senior fixture for the division three and division four clubs to be closer aligned. The efforts of East Ringwood, Forest Hill, Kilsyth, Knox, Scoresby, Doncaster East and Warrandyte in forming new colts teams in 2003 points to a bright future for these clubs and for the league.

INTERLEAGUE

The 2003 season also saw the reintroduction of senior representative football, with the Eastern Football League playing colts, senior B and senior A games against the Diamond Valley Football League on the Queens Birthday weekend in June. All three EFL teams were victorious on the day, with games played in great spirit and of a high standard, providing a tremendous advertisement for EFL football. Congratulations to all players, coaches and support staff for representing the league with such distinction.

FINALS

Once again, the finals series provided plenty of highlights. Division one saw a changing of the guard with Noble Park taking out its first premiership in the EFL since joining in 2000 and Mitcham making a return to finals football. Whilst being runners up in the seniors, East Burwood had success in both the reserves and colts competitions, with the colts side backing up their 2002 success to record consecutive premierships.

Division two was arguably the most even competition, with seven teams still in the finals race coming into the last round. In the end, it was Lilydale taking out the premiership to earn a well deserved shot at the top division, whilst in division three, Norwood claimed a dramatic premiership win, taking out the preliminary and grand finals by one and four points respectively. Rowville were the dominant club in division four with both senior and colts sides winning premierships and the three senior teams losing only two games for the season, holding it in good stead to make the jump to division three.

Despite inclement weather on four of the five finals weekends, finals matches were well supported, with record attendances at the second and fourth division final series and the second largest ever attendance at both the first and third division finals series. The support shown during the finals was tremendous and goes a long way to ensure the continued growth of local football in the eastern region.

>> Darryl Collings



>> EAST BURWOODS
PREMIERSHIP COLTS SIDE

We commenced the junior fixture as scheduled on 6 April, despite the prevailing drought conditions which resulted in the closure of many junior grounds, and threatened to delay the 2003 season.

35 clubs entered a record 240 teams, with each age division now containing three divisions after the inclusion of a C grade in the U15s.

We welcomed Noble Park JFC who entered their U16 team and Waverley Blues who expanded on their 2002 involvement by entering all age groups in our competition.

LIGHTNING PREMIERSHIPS

The U10 and U11 lightning premierships again provided one of the real highlights of the junior season. Set amidst a carnival backdrop of multi coloured marquees, grass roots football was viewed in its purest form.

33 teams competed in the U10s with Heathmont, Rowville, The Basin and Vermont successful in winning their four matches and Coldstream taking home the best conducted club trophy. In the U11s, 29 teams entered with Bayswater, Blackburn, Boronia, North Ringwood, Rowville and St. Simons winning all games, while East Ringwood won the best conducted club trophy. Kilsyth FC has hosted these days over many years and their organising committee and staff are to be congratulated on their contribution to junior football.

INTERLEAGUE

We entered U14 and U15 interleague squads in the Metropolitan Junior Championships. The competition was divided geographically into two conferences. Our U14 squad coached by Gary Galvin won their three preliminary games against Moorabbin Saints JFL, Yarra JFL and Dandenong DJFL, qualifying to play the Western Region FL in the grand final at Whitten Oval. In a closely fought contest we were successful in winning our first U14 title.

The U15 squad coached by Jeff Rudd won matches against Moorabbin Saints JFL and Dandenong DJFL narrowly missing the grand final on percentage.

We elected not to play U13 interleague matches, replacing them with a development squad that gave 120 young players the opportunity of exhibiting their skills during the July and September school holidays. This squad was coached by Stuart McLean and Gary Monopoli and will form the basis of our U14 interleague squad in 2004.

>> GLEN WAVERLEY ROVERS WERE ONE OF FIVE JUNIOR CLUBS TO CHANGE THEIR JUMPER IN SEASON 2003



JUNIOR STATISTICS

- >> 5800 players competed
- >> 240 teams
- >> 120 matches per week
- >> 146 field umpires required per week
- >> 1740 games played (including finals)
- >> 2 players played 150 games
- >> 202 players received 100 games EFL medallions
- >> 214 players played 50 games

FINALS

The finals were again conducted over three weeks with 27 different clubs competing. Remarkably, 15 different clubs took out the 15 flags on offer - a tribute to the evenness and success of divisional football. Thankyou to all clubs who hosted finals for providing first class facilities for both players and spectators.

PRESENTATION NIGHT

Over 500 players, parents and club officials attended the junior presentation night at the Karralyka Centre. Best and fairest awards together with premiership flags were awarded to successful clubs and individuals. The Gordon Parker Best Conducted Club Award deservedly went to Glen Waverley Rovers who in their short time in the EFL have shown themselves to be a very professionally run club.

INNOVATIONS


The addition of junior email addresses, web sites, online score facilities and the ability of clubs to record individual game tallies plus player and team statistics, will provide clubs with a valuable administration tool in the future.

The junior committee initiated club visits this year to help foster better lines of communication and understanding of club problems, and to offer advice and ideas that may assist in their future development.

THANKYOU

In conclusion, thanks to the senior executive, league staff, umpires board in particular Phil Hermann and Kevin Smith as well as all clubs for their continuing support. Special thanks to the hard working junior committee chaired by Leon Bailey and retiring deputy chairman Colin Lackman who has served junior football with distinction over many years.

>> Rod Cordwell



FROM TOP >>
LEON BAILEY
COLIN LACKMAN
BERNARD FEWSTER
COLLEEN LOCKHART
IAN SINGLETON
RICHARD STANIOS

It has been another successful season for the EFL media team. It was a blend of new recruits and experienced regulars that gave up their time on weekends to provide the Eastern Football League audience the radio, TV, football record and website coverage they have received this season.

As with any team there were the usual trades and player movements in the preseason.

Geoff Ward was lured to the Yarra Valley Mountain District Football League, and following him was Geoff Dowling. Another media member lost during the off season was Ben Brady, who entered the world of real estate and weekend work.

In particular, one media member whose experience was hard to replace, was that of Peter Booth, who headed into retirement. His experience and knowledge has been invaluable to the league media over the last two years, but with any team suffering preseason losses, there were the usual recruits to the team.

Five new members joined the media team in different roles, taking the number of media volunteers to 20. Over the course of the season, those volunteers, coordinated by myself, provided the league with:

- » 18 home and away senior matches videoed for channel 31
- » 200 hours of live radio for the season on Eastern FM
- » The acquisition of a Tieline system, which increases the radio broadcasts to FM stereo quality
- » 15 junior and 12 senior grand finals videoed with commentary
- » 23 weekly episodes of the Eastern Footy Show screened on channel 31
- » The EFL vs Diamond Valley Interleague clash broadcast live on radio, and recorded for channel 31
- » Over 50 coaches/players/club officials interviewed on the Friday night radio program
- » Over 200 coaches/players/club officials interviewed on the Sunday morning radio program
- » 58,000 Eastern Footballers (senior record) produced during the year
- » The trial of the first ever Junior Eastern Footballer

A big thankyou goes to the coaches and players that have helped out the media throughout the year with interviews, be it on TV or radio, as well as a very big thankyou to those coaches who gave up their time during the finals series to supply special comments to our broadcasts.

Finally to the members of the media team in 2003, thank you for the time and effort you put into our coverage each weekend: Darren Boyd, Grant Campbell, Andrew Conway, Paul Craddock, Luke D'Anello, Lachlan Dix, Barbara East, Brad Henderson, Jack Higgins, John Higgins, Simon Husk, John Kehoe, Matthew Lee, Peter McArthur, Derek Mott, Danny O'Loughlin, Stephen Perry, Simon Reymers, Kushla Smith, Brad Thomas, Ron Welsh, Norm Wright and Bob Young.

» Anthony Stanguts

FROM LEFT » BOB YOUNG AND ANTHONY STANGUTS ON THE SET OF THE EASTERN FOOTY SHOW » THE SET OF THE EASTERN FOOTY SHOW



TRIBUNAL

Although this season saw a slight increase in the number of reports brought before the tribunal, once again the spirit in which the majority of games were played was pleasing. When you consider there are in excess of 2700 matches played throughout the season, the total number of reports made represent an average of one report for every 14 matches played.

In all, there were 191 reports made from all senior and junior games throughout the 2003 season, of which players accepted a set penalty on 76 occasions, with 116 cases being brought before the independent tribunal.

The tribunal was convened on 26 occasions throughout the season, with the number of cases heard on any one night ranging from one to 11. Hearings were shared amongst the 12 tribunal members throughout the season, and thanks goes to each member for their diligence and professionalism in carrying out their role.

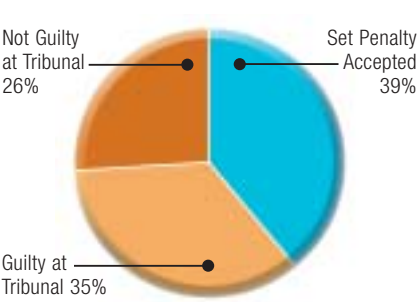
A pleasing statistic is the increasing number of clubs that receive minimal reports throughout the season. Almost half of the member clubs received three reports or less throughout the season, and the Knox Eagles had the enviable (and commendable) record of no reports this year.

A valued initiative during the season was the introduction of the umpire advocates to assist all umpires, and in particular, the less experienced umpires during the tribunal hearings. Many thanks go to both the EFL director of umpiring Kevin Smith and the Umpires Association for their support with this program.

The ongoing contribution by all tribunal members is to be commended, and I would like to thank deputy chairman Bob Murray and the rest of the tribunal members for their assistance this year.

» Mark Eadon

BREAKDOWN OF REPORTS »»



UMPIRES

The EFL this year further developed its close relationship with the umpires by employing myself, director of umpiring Kevin Smith, in the office two days a week for the duration of the football season. This innovation was seen to be successful, as I was able to visit local schools as a part of an umpire recruitment strategy, as well as being on hand to either initiate or receive regular contact from club coaches and administrators.

Each weekend saw the need for 104 senior field umpire appointments, 142 junior field umpire appointments, 48 boundary umpire appointments and 48 goal umpire appointments. This requirement was met each week.

The league recruited 75 field umpires, 37 boundary umpires and 16 goal umpires. On the down side we lost 41 field umpires, 35 boundary umpires and 15 goal umpires. Although the number of new recruits is impressive, it is important we continue looking at ways of retaining a higher percentage of umpires in the future.

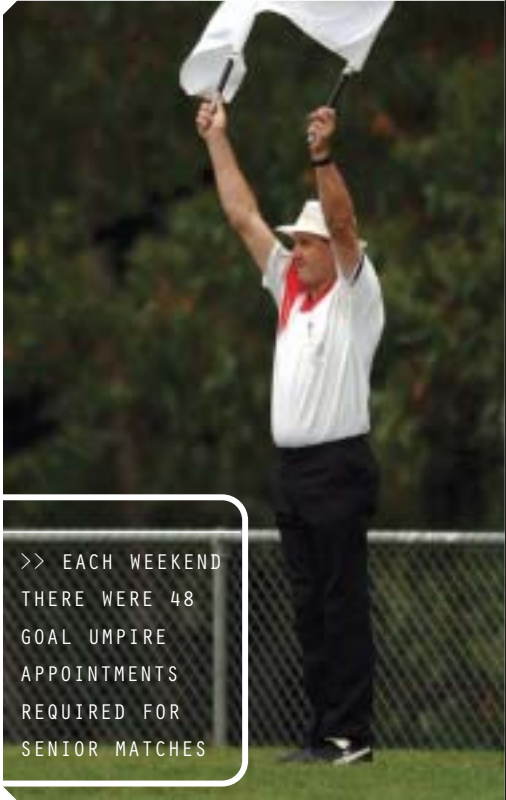
This year 36 umpires successfully completed level one accreditation and 24 umpires level two, whilst three of the umpire coaches successfully completed the umpires coaching accreditation course.

Another innovation of the league was to present an award to the best umpire for the season in each of the three disciplines of umpiring. Bart Maaskant received this award for field umpiring, Lindsey Hardman for goal umpiring and Ben Naughtin for boundary umpiring.

The Umpires Association also recognised umpires through various awards. Congratulations to the winners Andrew Tong – Golden Whistle Award, Adam Pottenger – Don McBain Junior Field Umpire of the Year, Brendan O'Brien – Brett Myles Award for boundary umpires and Henry Sims – Geoff Griffiths Award for goal umpires.

One of the pleasing aspects in our competition is that many of our umpires strive to progress through the umpiring ranks. Well done to field umpires Andrew Mitchell, Andrew Tong, Nathan Bonney, Ben Gribble, Brad Buyck and Ben Hardman, goal umpire David Wallace and boundary umpire Ben Naughtin who have been invited to trial with the VFL.

» Kevin Smith



»» EACH WEEKEND THERE WERE 48 GOAL UMPIRE APPOINTMENTS REQUIRED FOR SENIOR MATCHES

NOVEMBER

Peter Booth finishes his time with the league as media coordinator.

EFL Annual General Meeting held at Karralyka Centre in Ringwood. Fixture is released with four divisions and 39 clubs. Doug Broussard, Tony Pinwill, and Rob Peak retire from their executive positions. Paul Payne and Brian Hawkins elected to executive committee.

Stephen Jones elected new EFL president, taking over from the retiring Rob Peak. Bruce Peak elected to the vice president position vacated by Doug Broussard.

End of year junior delegates meeting held at Knox FC. Denis Smith steps down from junior committee and Ian Singleton is elected on to the committee.

Waverley Blues JFC announce they will move all teams into the Eastern Football League in 2003 from Waverley JFA, after fielding U15 and U16 teams in EFL in 2002.

DECEMBER

Darryl Collings is announced as General Manager – Football Operations, taking over from Simon Laughton, who was appointed Operations Manager with AFL NSW/ACT.

Heathmont coach Frank Lesiputty announced as reserves coach at Box Hill Hawks.

JANUARY

Trainer, umpire and coach accreditation courses conducted pre season.

Rule changes announced in relation to kick ins, boundary throw ins and free kicks.

FEBRUARY

League moves to having clubs submit clearances and registrations solely online.

Scoresby announce they will field two U18 teams in 2003, forming a link with the St Simons JFC.

Knox announce they will no longer combine their 18s with the Knox Eagles, and will have two 18s teams for 2003.

Doncaster East and Warrandyte talk in regards to forming a combined colts side for 2003 season.

Club Administrator courses held, Committee Management, Football Operations and Financial Management.

EFL introduces new ground inspection report and adverse weather policy.

Eastern Lions and Ferntree Gully juniors announce they will field four combined sides in the junior competition, known as the Eastern Gully Lions.

MARCH

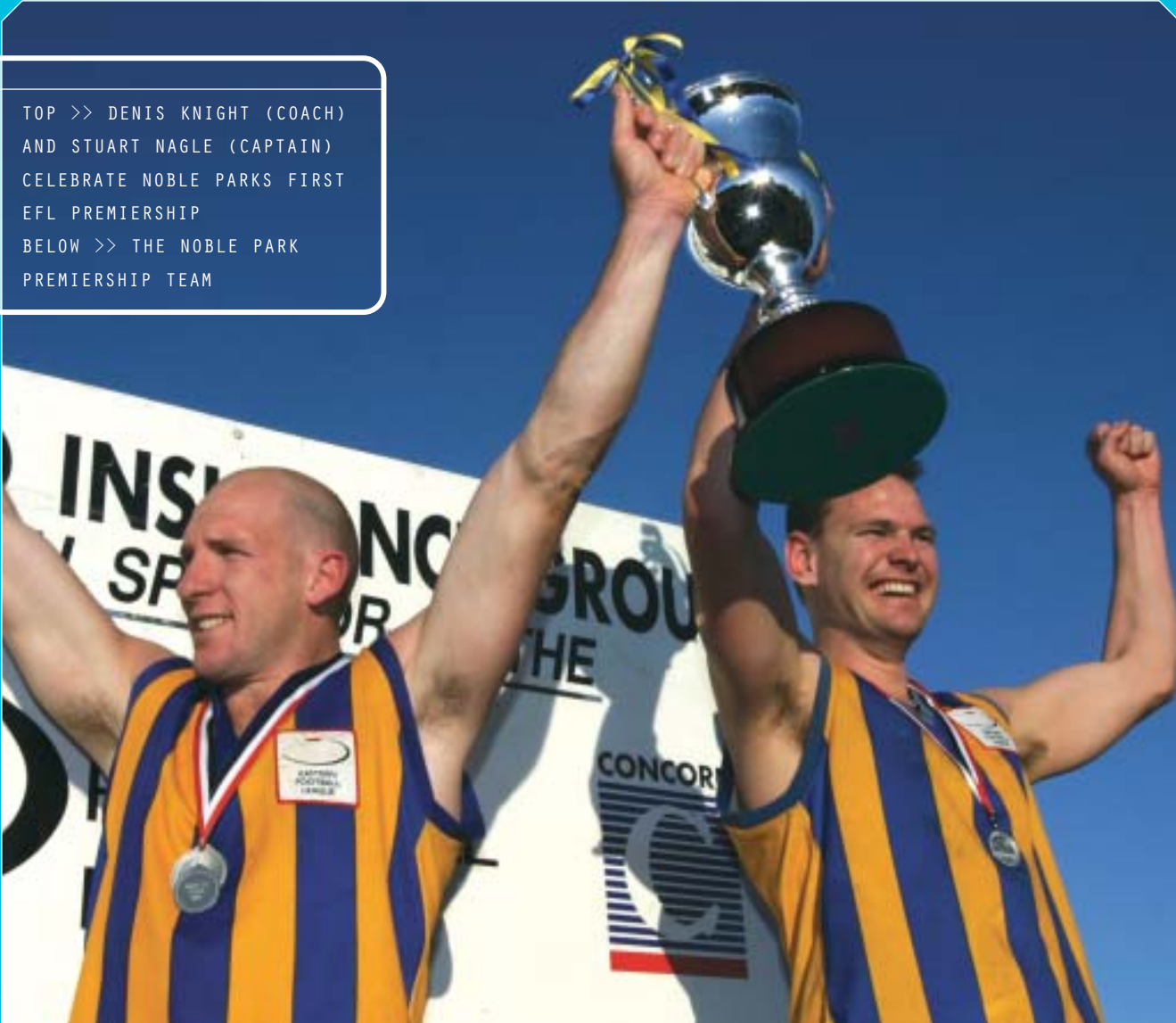
EFL director of umpiring Kevin Smith joins the staff of the EFL.

Norwood to play home games at Jubilee Park in Ringwood as ground upgrades begin on Mullum Reserve.

FROM TOP >> VERMONT'S MATT GREIG HAD A SUCCESSFUL DEBUT IN THE EFL, WINNING THE DIVISION ONE GOAL KICKING AWARD >> CROYDON FINISHED THE SEASON ON A HIGH, DEFEATING TWO OF THE TOP FOUR TEAMS



TOP >> DENIS KNIGHT (COACH) AND STUART NAGLE (CAPTAIN) CELEBRATE NOBLE PARKS FIRST EFL PREMIERSHIP
BELOW >> THE NOBLE PARK PREMIERSHIP TEAM



APRIL

Glen Waverley Hawks, Glen Waverley Rovers, Knox, Knox Eagles and Vermont all unveil new jumpers for 2003 season.

Season launch held at Karralyka Centre in Ringwood, with a keynote speech by new EFL president Stephen Jones, outlining the EFL strategic plan.

Junior season begins, expanding to 15 competitive divisions with the inclusion of U15Cs.

Eastern Footy Show debuts on channel 31 in its new 6:30pm Wednesday night time slot (with a replay Saturday mornings at 10:30am). The first show unveils a new backdrop for the program, as well as a new theme song: "Let's Get Back To Where We Started" by Gippsland band P76.

First Anzac Day games staged in the EFL, with Bayswater hosting East Ringwood, and Boronia hosting Knox.

MAY

League announces interleague coaches: senior A - Greg Freemantle (East Ringwood), senior B - Daniel Bellissimo (Nunawading) and colts - Adrian Keltie (East Burwood)

Norwood unveil new jumper, with norseman logo predominant on front.

Junior lightning premierships held at Pinks Reserve in Kilsyth over two weekends, with U10 and U11 teams competing.



JUNE

The EFL make a triumphant return to interleague football, with a clean sweep against the Diamond Valley on the Queens Birthday weekend at Eltham.

Divisional meetings held at EFL House. Topics discussed included the banning of cars at the division one finals series and feedback from clubs on a player registration levy.

Stuart Wynd becomes the first player to reach 50 goals for the season.

East Burwood bring Noble Parks winning run to an end, inflicting their first defeat in round 10.

JULY

EFL defeats Western Region in the final of the Smokefree Metropolitan Junior Championships at Whitten Oval, recording the leagues first win in the U14 age group.

North Ringwood celebrate their 40th anniversary and announce their team of the century, with Eric Moore named coach and Tim Livingstone captain.

Junior delegates meeting held at Norwood FC. Issues discussed included the impending junior finals.

First stage of the U13 development squad conducted at Lewis Park during the July school holidays.

FROM LEFT >> KRISTIAN BARDSLEY EXPERIENCED HIS FIRST YEAR AS SCORESBY COACH IN 2003 >> ANTHONY WATERWORTH LAUNCHES HIMSELF SKYWARD FOR ONE OF HIS REGULATION HIGH MARKS



TOP >> SEAN TOOHEY (CAPTAIN) AND SEAN ELLIS (COACH) HOLD ALOFT THE DIVISION TWO PREMIERSHIP CUP
BOTTOM >> A VERY HAPPY LILYDALE SIDE CELEBRATE THEIR GRAND FINAL VICTORY





The venues for the senior finals are released with the hosts to be: Bayswater – division one, Boronia – division two, Ringwood – division three, East Burwood – division four.

The Basin win their first match since round 18, 2001, with a 33 point defeat of Nunawading in round 15.

AUGUST

Dave Bending plays his 300th game with the Rowville FC.

Junior finals held at Kilsyth, Donvale, Ferntree Gully, Mitcham and Vermont, with 15 different premiers across the 15 competitive divisions.

Jubilee Park closed by Maroondah council after semi finals of division three, and league forced to move remainder of finals in that division to Box Hill City Oval.

SEPTEMBER

Rowville completed a successful home and away season in division four, going through undefeated, whilst Surrey Park participated in their first finals series since entering the league in 2002.

CLOCKWISE FROM ABOVE >>
ANDREW LAMPRIILL ONCE AGAIN
LED VERMONT INTO THE
FINALS, IN WHAT WAS TO BE
HIS FINAL YEAR AS COACH
>> THE JUNIOR FINALS SAW
15 DIFFERENT CLUBS WIN
PREMIERSHIPS ACROSS THE
15 COMPETITIVE DIVISIONS
>> WANTIRNA SOUTH MADE A
POSITIVE START IN DIVISION
TWO, FINISHING THE
SEASON IN FIFTH



>> RINGWOOD AND GLEN WAVERLEY
ROVERS FOUGHT OUT A CLOSE U16B
GRAND FINAL, WITH THE ROVERS
WINNING THEIR FIRST EFL PREMIERSHIP

Warrandyte played in their first finals series in division three since their return to the division in 2001, whilst Doncaster East and Norwood both returned to the finals for the second year running. The roles of Norwood and Doncaster East were this year reversed, with Norwood progressing from the preliminary final victorious, and challenging Coldstream in the grand final. In a see sawing affair, it was Norwood who prevailed, giving coach Brett Davidson his first EFL premiership, and Norwood their second premiership in five years.

Division two was the closest across the four this season, with seven teams still capable of securing a finals berth going into the final round. Lilydale secured their third finals berth in a row, and with it the minor premiership in the division. Montrose and North Ringwood made late surges for the four, securing positions in round 17 and 18 respectively. After kicking 13 goals to one in the second half to defeat Mulgrave in second semi final, Lilydale faced them once again in the grand final, and this time led all day to win their third premiership in eight years by 11 points.

Noble Park led from start to finish on the division one ladder, taking out the minor premiership. Mitcham made the finals for the first time since 1992, and progressed through to the preliminary final.

Vermont did not play in the second semi final for the first time since 1992, finishing the season in third. A seven goal to one first quarter set up Noble Parks first EFL premiership against East Burwood in the grand final, with Denis Knight awarded the best on ground medal in his final game before retirement.

Last years EFL recognition of service award winner Lawrie Sloan from Warrandyte recognised by the VFL as the Community Club Person of the Year.

Junior presentation night held at the Karralyka Centre in Ringwood. 520 guests witnessed the presentation of the premiership flags, the announcement of 17 best and fairest winners and the awarding of the Gordon Parker Best Conducted Club award to the Glen Waverley Rovers.

OCTOBER

Senior presentation night held at the Karralyka Centre in Ringwood. Best and fairest awards presented across the 12 divisions, as well as the presentation of the premiership flags. Champion club, goal kicker and umpire awards also presented, along with the Trophy Town Achiever Of The Year award going to Lilydale coach Sean Ellis.

Second stage of the U13 development squad conducted at Lewis Park during October school holidays.

Brett Davidson and Graeme Cuff named the Eastern Region Coaches Association senior and junior coaches of the year respectively.

FROM LEFT >> NORWOODS HALL BROTHERS, BRETT, SCOTT AND JEFF CELEBRATE THEIR PREMIERSHIP VICTORY >> KNOX WERE THE WINNERS OF THE U15A GRAND FINAL IN SEASON 2003



>> DANIEL DONATI IN ACTION FOR THE SENIOR A TEAM VERSUS THE DIAMOND VALLEY

SENIOR INTERLEAGUE

SENIOR A

Eastern Football League	19.14.128	defeated	Diamond Valley Football League	16.9.105
-------------------------	-----------	----------	--------------------------------	----------

SENIOR B

Eastern Football League	13.10.88	defeated	Diamond Valley Football League	10.9.69
-------------------------	----------	----------	--------------------------------	---------

COLTS

Eastern Football League	15.10.100	defeated	Diamond Valley Football League	6.6.42
-------------------------	-----------	----------	--------------------------------	--------

JUNIOR INTERLEAGUE

UNDER 15

Round One

Eastern Football League	8.10.58	defeated	Moorabbin Saints Junior Football League	6.5.41
-------------------------	---------	----------	---	--------

Round Two

Eastern Football League	6.5.41	lost to	Yarra Junior Football League	11.9.75
-------------------------	--------	---------	------------------------------	---------

Round Three

Eastern Football League	10.9.69	defeated	Dandenong & Districts Junior Football League	3.1.19
-------------------------	---------	----------	--	--------

UNDER 14

Round One

Eastern Football League	8.10.58	defeated	Moorabbin Saints Junior Football League	4.4.28
-------------------------	---------	----------	---	--------

Round Two

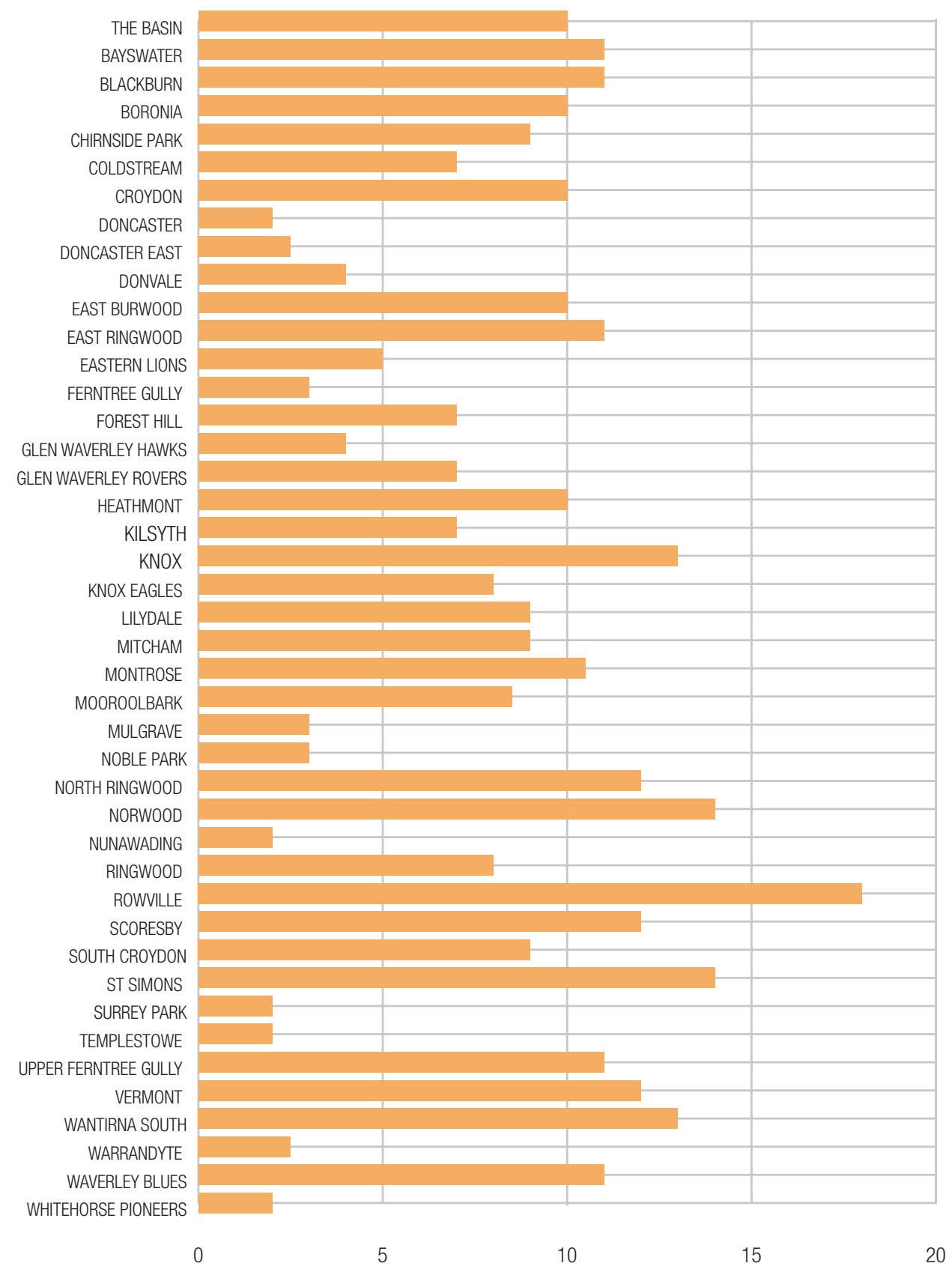
Eastern Football League	11.12.78	defeated	Yarra Junior Football League	6.7.43
-------------------------	----------	----------	------------------------------	--------

Round Three

Eastern Football League	9.7.61	defeated	Dandenong & Districts Junior Football League	0.5.5
-------------------------	--------	----------	--	-------

Grand Final

Eastern Football League	11.6.72	defeated	Western Region Football League	8.8.56
-------------------------	---------	----------	--------------------------------	--------



FROM TOP >> NORWOOD CO CAPTAINS BRETT HALL AND ROSS STEWART SOAK UP THEIR PREMIERSHIP VICTORY WITH COACH BRETT DAVIDSON >>THE 2003 DIVISION THREE PREMIERS, NORWOOD



BEST AND FAIREST

Division One Seniors		
Denis Knight	Noble Park	19
Division One Reserves		
Greg Siwes	Noble Park	32
Division One Colts		
Kire Talevski	Vermont	25
Division Two Seniors		
Chad Rogers	Montrose	21
Division Two Reserves		
Daniel Garrity	Boronia	13
Division Two Colts		
Tim Bottrell	Montrose	18
Division Three Seniors		
Matt Price	Coldstream	25
Division Three Reserves		
Anthony Clarke	Templestowe	21
Division Three Colts		
Lee Cawse	Norwood	22
Division Four Seniors		
Quentin Van Veen	Kilsyth	24
Division Four Reserves		
Shane Peddie	Kilsyth	25
Division Four Colts		
Sam Gawenda	Kilsyth	22
U16 Division A		
David Leung	East Burwood	29
U16 Division B		
David Marcius	Rowville	19
U16 Division C		
Nicholas Molnar	Chirnside Park	19
Andrew Rogers	Mitcham	19

U15 Division A		
Luke Wesley	Knox	29
U15 Division B		
Scott Randle	Knox Eagles	26
U15 Division C		
Ashleigh Hards	Upper Ferntree Gully	24
U14 Division A		
Daniel Faulks	Vermont	29
U14 Division B		
Cameron Cox	Knox Eagles	29
Brice Summers	Mooroolbark	29
U14 Division C		
Nathan	Cuthbertson	30
U13 Division A		
Mathew	Cunningham	34
U13 Division B		
Andrew Faalili	Waverley Blues	33
U13 Division C		
Josh Brown	Scoresby	30
U12 Division A		
Sebastian Shelley	East Ringwood	27
U12 Division B		
Jake Buckingham	Norwood	31
U12 Division C		
Stephen Cannane	Norwood	21
BORAL QUARRIES U21 PLAYER OF THE YEAR		
Division One/Two		
Brendan Rinaldi	Mitcham	
Division Three/Four		
Ben Moriarty	Rowville	

UMPIRES AWARDS

Best Senior Field Umpire	
Bart Maaskant	
Best Senior Boundary Umpire	
Ben Naughtin	
Best Senior Goal Umpire	
Lindsey Hardman	
Best Junior Field Umpire	
Jason Newman	
Best First Year Junior Field Umpire	
Marcus Adams	
SENIOR GOAL KICKER AWARDS	
Division One	
Matt Greig	66
Division Two	
David Mazins	78
Division Three	
Stuart Wynd	84
Division Four	
Lee Hartman	74
GRAND FINAL BEST ON GROUND MEDALS	
Division One	
Denis Knight	Noble Park
Division Two	
Peter Beaumont	Lilydale
Division Three	
Troy Wolley	Norwood
Division Four	
Paul Barlow	Rowville

CONCORD CHAMPION CLUB AWARD

Division One	East Burwood
Division Two	Montrose
Division Three	Doncaster East
Division Four	Rowville
Overall	Rowville

CARLTON DRAUGHT GOAL UMPIRES AWARD

Division One	Kristan Height
Mitcham	19
Division Two	Brad Davis
North Ringwood	17
Division Three	Matt Price
Coldstream	25
Division Four	Quentin Van Veen
Kilsyth	18

TROPHY TOWN ACHIEVER OF THE YEAR

Sean Ellis	Lilydale
300 GAME PLAYER LIFE MEMBER	
David Bending	
Rowville	300 games

RECOGNITION OF SERVICE AWARD

Gordon Wheeler	
Trevor Fyander	
John Lowry	
EASTERN RANGES ROOKIE OF THE YEAR AWARD	
U15	Damian Gianforte Knox
U16	Dean Grice Boronia

GORDON PARKER BEST CONDUCTED JUNIOR CLUB AWARD

Glen Waverley Rovers	
JUNIOR LIGHTNING PREMIERSHIP	
U10 Winners	Heathmont
	Rowville Hawks
	The Basin
	Vermont

Best Conducted Club	Coldstream
U11 Winners	Bayswater
	Blackburn
	Boronia
	North Ringwood
	Rowville Hawks
	St Simons White

Best Conducted Club	East Ringwood
---------------------	---------------

>> PETER BEAUMONT OF LILYDALE WAS JUDGED BEST ON GROUND IN THE DIVISION TWO GRAND FINAL



FROM LEFT >> DIVISION THREE AND FOUR U21 PLAYER OF THE YEAR, BEN MORIARTY OF ROWVILLE >> DIVISION ONE BEST AND FAIREST WINNER, AND NOBLE PARK PREMIERSHIP COACH, DENIS KNIGHT >> DIVISION ONE AND TWO U21 PLAYER OF THE YEAR, BRENDAN RINALDI OF MITCHAM >> DIVISION FOUR LEADING GOAL KICKER FOR SEASON 2003 LEE HARTMAN FROM HEATHMONT

DIVISION ONE SENIORS

	P	W	L	D	For	Agst	%	Pts
Noble Park	18	16	2	0	2658	1231	215.92	64
East Burwood	18	14	4	0	2499	1421	175.86	56
Vermont	18	14	4	0	2301	1533	150.10	56
Mitcham	18	11	7	0	1785	1135	157.27	44
East Ringwood	18	11	7	0	2056	1665	123.48	44
Croydon	18	8	10	0	1523	1695	89.85	32
Scoresby	18	6	11	1	1452	1955	74.27	26
Donvale	18	4	13	1	1278	2223	57.49	18
Blackburn	18	4	14	0	1385	2335	59.31	16
Bayswater	18	1	17	0	910	2654	34.29	4

DIVISION ONE RESERVES

	P	W	L	D	For	Agst	%	Pts
East Ringwood	18	16	2	0	2192	914	239.82	64
East Burwood	18	15	3	0	1909	925	206.38	60
Vermont	18	14	4	0	2005	904	221.79	56
Noble Park	18	14	4	0	1964	977	201.02	56
Croydon	18	9	9	0	1686	1160	145.34	36
Blackburn	18	9	9	0	1324	1402	94.44	36
Mitcham	18	7	11	0	1326	1262	105.07	28
Donvale	18	3	15	0	857	1720	49.83	12
Scoresby	18	3	15	0	938	1984	47.28	12
Bayswater	18	0	18	0	318	3271	9.72	0

DIVISION ONE COLTS

	P	W	L	D	For	Agst	%	Pts
East Burwood	16	15	1	0	1531	789	194.04	60
Vermont	16	12	4	0	1393	843	165.24	48
Scoresby	16	11	5	0	1185	982	120.67	44
Croydon	16	10	6	0	1124	821	136.91	40
Blackburn	16	9	7	0	1150	1005	114.43	36
Noble Park	16	9	7	0	1095	1063	103.01	36
East Ringwood	16	2	14	0	848	1420	59.72	8
Mitcham	16	2	14	0	768	1319	58.23	8
Bayswater	16	2	14	0	635	1487	42.70	8

DIVISION TWO SENIORS

	P	W	L	D	For	Agst	%	Pts
Lilydale	18	12	5	1	2075	1579	131.41	50
Mulgrave	18	11	7	0	1692	1556	108.74	44
Montrose	18	11	7	0	1769	1645	107.54	44
North Ringwood	18	11	7	0	1862	1743	106.83	44
Wantirna South	18	10	7	1	1909	1675	113.97	42
Ringwood	18	10	8	0	1741	1457	119.49	40
Doncaster	18	9	9	0	1656	1752	94.52	36
Knox	18	7	11	0	1694	1722	98.37	28
Boronia	18	6	12	0	1351	1753	77.07	24
South Croydon	18	2	16	0	1601	2468	64.87	8

DIVISION TWO RESERVES

	P	W	L	D	For	Agst	%	Pts
Wantirna South	18	16	2	0	1768	823	214.82	64
Knox	18	13	5	0	1291	808	159.78	52
Montrose	18	13	5	0	1481	1019	145.34	52
Boronia	18	10	8	0	1292	948	136.29	40
Doncaster	18	10	8	0	1135	1097	103.46	40
Mulgrave	18	9	9	0	1008	1325	76.08	36
Lilydale	18	7	11	0	1177	1315	89.51	28
Ringwood	18	5	13	0	1027	1510	68.01	20
North Ringwood	18	4	14	0	894	1549	57.71	16
South Croydon	18	3	15	0	1038	1717	60.45	12

DIVISION TWO COLTS

	P	W	L	D	For	Agst	%	Pts
Ringwood	16	14	2	0	1305	693	188.31	56
South Croydon	16	12	4	0	1317	822	160.22	48
Boronia	16	11	4	1	1328	812	163.55	46
Lilydale	16	10	5	1	1072	961	111.55	42
Knox	16	6	9	1	1019	1052	96.86	26
Montrose	16	6	9	1	1013	1217	83.24	26
North Ringwood	16	6	10	0	907	1062	85.40	24
Mulgrave	16	3	13	0	701	1348	52.00	12
Wantirna South	16	2	14	0	884	1579	55.98	8

DIVISION THREE SENIORS

	P	W	L	D	For	Agst	%	Pts
Coldstream	18	16	2	0	2103	1256	167.44	64
Doncaster East	18	14	4	0	2027	1161	174.59	56
Norwood	18	12	5	1	1861	1361	136.74	50
Warrandyte	18	10	7	1	1702	1443	117.95	42
Upper Ferntree Gully	18	10	8	0	1510	1309	115.36	40
Templestowe	18	8	10	0	1570	1839	85.37	32
Nunawading	18	6	12	0	1511	1972	76.62	24
Waverley Blues	18	6	12	0	1423	1960	72.60	24
Mooroolbark	18	5	13	0	1500	1825	82.19	20
The Basin	18	2	16	0	1233	2314	53.28	8

DIVISION THREE RESERVES

	P	W	L	D	For	Agst	%	Pts
Doncaster East	18	15	3	0	1549	884	175.23	60
Waverley Blues	18	14	4	0	1658	839	197.62	56
Warrandyte	18	14	4	0	1600	888	180.18	56
Upper Ferntree Gully	18	14	4	0	1509	978	154.29	56
Mooroolbark	18	9	9	0	1057	1070	98.79	36
Norwood	18	9	9	0	1117	1148	97.30	36
Coldstream	18	6	12	0	1111	1247	89.09	24
Nunawading	18	5	13	0	1115	1681	66.33	20
Templestowe	18	2	16	0	893	1766	50.57	8
The Basin	18	2	16	0	796	1904	41.81	8

DIVISION THREE COLTS

	P	W	L	D	For	Agst	%	Pts
Mooroolbark	18	17	1	0	1955	453	431.57	68
Norwood	18	16	2	0	1274	728	175.00	64
Upper Ferntree Gully	18	10	8	0	1162	924	125.76	40
Doncaster East / Warrandyte	18	9	9	0	1193	1045	114.16	36
Waverley Blues	18	9	9	0	1206	1079	111.77	36
Scoresby 2	18	5	13	0	981	1403	69.92	20
The Basin	18	4	14	0	877	1193	73.51	16
Coldstream	18	2	16	0	427	2250	18.98	8

DIVISION FOUR SENIORS

	P	W	L	D	For	Agst	%	Pts
Rowville	16	16	0	0	2168	821	264.07	64
Heathmont	16	11	5	0	1698	1281	132.55	44
Whitehorse Pioneers	16	10	6	0	1524	1157	131.72	40
Surrey Park	16	10	6	0	1410	1244	113.34	40
Kilsyth	16	8	8	0	1512	1403	107.77	32
Eastern Lions	16	7	8	1	1253	1388	90.27	30
Ferntree Gully	16	7	8	1	1233	1382	89.22	30
Chirside Park	16	1	15	0	1036	1998	51.85	4
Forest Hill	16	1	15	0	990	2150	46.05	4


DIVISION FOUR RESERVES

	P	W	L	D	For	Agst	%	Pts
Rowville	16	15	1	0	1641	784	209.31	60
Kilsyth	16	13	3	0	1427	904	157.85	52
Surrey Park	16	11	5	0	1250	876	142.69	44
Eastern Lions	16	10	5	1	1148	1055	108.82	42
Heathmont	16	10	6	0	1037	938	110.55	40
Whitehorse Pioneers	16	4	12	0	870	1143	76.12	16
Ferntree Gully	16	3	12	1	918	1324	69.34	14
Forest Hill	16	3	13	0	828	1309	63.25	12
Chirside Park	16	2	14	0	760	1546	49.16	8

DIVISION FOUR COLTS

	P	W	L	D	For	Agst	%	Pts
Rowville	17	17	0	0	2023	481	420.58	68
Heathmont	17	12	4	1	1347	789	170.72	50
Kilsyth	18	11	7	0	1062	958	110.86	44
Forest Hill	18	6	11	1	1073	1512	70.97	26
Chirside Park	18	6	12	0	903	1233	73.24	24
Knox 2	18	1	17	0	592	1835	32.26	4

>> CHAD ROGERS FROM MONTROSE WAS VOTED THE BEST AND FAIREST WINNER IN DIVISION TWO THIS SEASON



U16 DIVISION A

	P	W	L	D	For	Agst	%	Pts
South Croydon	14	14	0	0	1082	404	267.82	56
Croydon	14	11	3	0	1232	485	254.02	44
East Burwood	14	8	6	0	836	695	120.29	32
Mooroolbark / Montrose	14	8	6	0	876	793	110.47	32
St Simons	14	8	6	0	762	836	91.15	32
Boronia	14	6	8	0	624	617	101.13	24
Waverley Blues	14	6	8	0	703	765	91.90	24
Knox	14	4	10	0	618	943	65.54	16
Bayswater	14	3	11	0	676	1172	57.68	12
Vermont	14	2	12	0	478	1177	40.61	8

U16 DIVISION B

	P	W	L	D	For	Agst	%	Pts
Ringwood	14	14	0	0	1559	298	523.15	56
Rowville	14	11	3	0	1207	611	197.55	44
Norwood	14	10	4	0	1059	609	173.89	40
Glen Waverley Rovers	14	9	5	0	1141	710	160.70	36
North Ringwood	14	6	8	0	871	862	101.04	24
Noble Park	14	2	11	1	519	1274	40.74	10
Donvale	14	1	11	2	361	1122	32.17	8
Wantirna South	14	1	12	1	308	1539	20.01	6

U16 DIVISION C

	P	W	L	D	For	Agst	%	% Won
Kilsyth	14	13	1	0	1397	472	295.97	92.86
Mitcham	13	11	2	0	1322	327	404.28	84.62
Lilydale	13	9	4	0	859	512	167.77	69.23
Blackburn	13	7	6	0	945	691	136.76	53.85
Coldstream	13	6	7	0	668	859	77.76	46.15
Chirside Park	13	5	8	0	603	850	70.94	38.46
Forest Hill	12	4	8	0	536	971	55.20	33.33
Upper Ferntree Gully	13	2	11	0	430	1400	30.71	15.38
Scoresby	12	1	11	0	380	1058	35.92	8.33

U15 DIVISION A

	P	W	L	D	For	Agst	%	Pts
Knox	14	13	1	0	1577	343	459.77	52
Vermont	14	13	1	0	1428	375	380.80	52
St Simons	14	10	4	0	1354	657	206.09	40
Wantirna South	14	8	6	0	754	707	106.65	32
Boronia	14	6	8	0	730	1035	70.53	24
Chirside Park	14	6	8	0	647	992	65.22	24
East Burwood	14	6	8	0	563	1091	51.60	24
Bayswater	14	5	9	0	533	948	56.22	20
Croydon	14	2	12	0	493	1212	40.68	8
Heathmont Jets	14	1	13	0	585	1304	44.86	4

U15 DIVISION B

	P	W	L	D	For	Agst	%	Pts
North Ringwood	14	12	2	0	887	530	167.36	48
Mooroolbark	14	11	3	0	853	572	149.13	44
Glen Waverley Rovers	14	10	4	0	967	692	139.74	40
Montrose	14	9	5	0	884	688	128.49	36
Knox Eagles	14	8	6	0	1079	758	142.35	32
Norwood	14	3	11	0	587	834	70.38	12
Waverley Blues	14	2	12	0	566	1040	54.42	8
The Basin	14	1	13	0	388	1097	35.37	4

U15 DIVISION C

	P	W	L	D	For	Agst	%	Pts
East Ringwood	14	13	1	0	1108	393	281.93	52
Scoresby	14	12	2	0	1115	485	229.90	48
Upper Ferntree Gully	14	8	6	0	1126	640	175.94	32
Blackburn	14	8	6	0	993	710	139.86	32
Ringwood	14	8	6	0	759	736	103.13	32
Rowville	14	4	10	0	677	988	68.52	16
Glen Hawks / Knox	14	2	12	0	444	1252	35.46	8
Eastern Gully Lions	14	1	13	0	441	1459	30.23	4

U14 DIVISION A

	P	W	L	D	For	Agst	%	Pts
Vermont	14	14	0	0	1540	254	606.30	56
East Burwood	14	12	2	0	1725	303	569.31	48
St Simons White	14	9	5	0	1053	550	191.45	36
Norwood	14	9	5	0	839	714	117.51	36
Croydon	14	8	6	0	837	667	125.49	32
Rowville	14	7	7	0	722	867	83.28	28
Heathmont Jets	14	5	9	0	525	945	55.56	20
Montrose	14	3	11	0	509	1090	46.70	12
Knox	14	2	12	0	390	1234	31.60	8
Bayswater	14	1	13	0	208	1724	12.06	4

U14 DIVISION B

	P	W	L	D	For	Agst	%	Pts
Boronia	14	12	2	0	1149	354	324.58	48
South Croydon	14	12	2	0	1080	459	235.29	48
Knox Eagles	14	11	3	0	1036	489	211.86	44
East Ringwood	14	10	4	0	785	640	122.66	40
Blackburn	14	6	8	0	702	833	84.27	24
North Ringwood	14	6	8	0	641	768	83.46	24
The Basin	14	5	9	0	643	750	85.73	20
Wantirna South	14	4	10	0	687	966	71.12	16
Mooroolbark	14	2	12	0	647	1270	50.94	8
Mitcham	14	2	12	0	478	1319	36.24	8

U14 DIVISION C

	P	W	L	D	For	Agst	%	Pts
Kilsyth	14	14	0	0	1230	253	486.17	56
Waverley Blues	14	12	2	0	1459	372	392.20	48
St Simons Blue	14	10	4	0	1204	549	219.31	40
Upper Ferntree Gully	14	10	4	0	967	542	178.41	40
Lilydale	14	9	5	0	1091	586	186.18	36
Coldstream	14	5	9	0	796	685	116.20	20
Scoresby	14	5	9	0	516	937	55.07	20
Eastern Gully Lions	14	3	11	0	486	1106	43.94	12
Chirside Park	14	2	12	0	410	1104	37.14	8
Forest Hill	14	0	14	0	137	2162	6.34	0

U13 DIVISION A

	P	W	L	D	For	Agst	%	Pts
North Ringwood	14	14	0	0	1675	410	408.54	56
Wantirna South White	14	12	2	0	1569	467	335.97	48
Knox	14	12	2	0	1290	420	307.14	48
Knox Eagles	14	10	4	0	953	689	138.32	40
Norwood Black	14	8	6	0	1080	680	158.82	32
South Croydon	14	7	7	0	962	982	97.96	28
St Simons	14	7	7	0	740	938	78.89	28
Croydon	14	6	8	0	718	1013	70.88	24
Bayswater	14	4	10	0	556	1028	54.09	16
East Burwood	14	2	12	0	500	1073	46.60	8
Vermont	14	2	12	0	395	1189	33.22	8
Rowville	14	0	14	0	191	1740	10.98	0

U13 DIVISION B

	P	W	L	D	For	Agst	%	Pts
Glen Waverley Rovers	14	13	1	0	1430	503	284.29	52
Chirside Park	14	12	2	0	1280	343	373.18	48
Waverley Blues	14	12	2	0	1098	500	219.60	48
Blackburn	14	10	4	0	1139	633	179.94	40
Boronia	14	9	5	0	1164	576	202.08	36
Upper Ferntree Gully	14	7	7	0	846	731	115.73	28
Wantirna South Green	14	6	8	0	663	881	75.26	24
East Ringwood	14	5	9	0	852	820	103.90	20
Mitcham	14	4	10	0	663	988	67.11	16
Heathmont Jets	14	3	11	0	568	1005	56.52	12
Mooroolbark	14	3	11	0	362	1324	27.34	12
Glen Hawks / Knox	14	0	14	0	157	1918	8.19	0

U13 DIVISION C

	P	W	L	D	For	Agst	%	Pts
Lilydale	14	13	1	0	1589	226	703.10	52
Ringwood	14	13	1	0	1198	333	359.76	52
Donvale	14	9	5	0	1115	746	149.46	36
The Basin	14	8	6	0	612	821	74.54	32
Scoresby	14	7	7	0	805	739	108.93	28
Norwood Purple	14	2	12	0	556	1312	42.38	8
Montrose	14	2	12	0	462	1170	39.49	8
Eastern Gully Lions	14	2	12	0	298	1288	23.14	8

U12 DIVISION A

	P	W	L	D	For	Agst	%	Pts
Rowville Hawks	14	14	0	0	1012	113	895.58	56
St Simons White	14	13	1	0	1005	116	866.38	52
Glen Waverley Rovers	14	10	4	0	587	358	163.97	40
East Ringwood	14	10	4	0	705	453	155.63	40
Mitcham	14	10	4	0	719	631	113.95	40
Croydon	14	6	7	1	547	515	106.21	26
Knox	14	6	8	0	403	526	76.62	24
North Ringwood	14	5	8	1	450	537	83.80	22
Wantirna South	14	3	11	0	329	561	58.65	12
Vermont	14	3	11	0	338	696	48.56	12
Knox Eagles	14	3	11	0	276	722	38.23	12
East Burwood	14	0	14	0	170	1313	12.95	0

U12 DIVISION B

	P	W	L	D	For	Agst	%	Pts
The Basin	14	14	0	0	872	195	447.18	56
Norwood Black	14	11	3	0	877	202	434.16	44
Upper Ferntree Gully	14	10	4	0	733	359	204.18	40
Montrose	14	9	5	0	737	346	213.01	36
Waverley Blues	14	9	5	0	738	430	171.63	36
Blackburn	14	9	5	0	555	367	151.23	36
Boronia	14	7	7	0	466	507	91.91	28
Rowville Gold	14	6	8	0	488	569	85.76	24
Bayswater	14	4	10	0	339	703	48.22	16
South Croydon	14	3	11	0	231	903	25.58	12
Mooroolbark	14	2	12	0	360	834	43.17	8
Heathmont Jets	14	0	14	0	150	1131	13.26	0

U12 DIVISION C

	P	W	L	D	For	Agst	%	Pts
Lilydale	14	14	0	0	1179	90	1310.00	56
Scoresby	14	12	2	0	613	294	208.50	48
Norwood Purple	14	10	4	0	750	435	172.41	40
Ringwood	14	7	7	0	505	713	70.83	28
Rowville Brown	14	5	9	0	425	705	60.28	20
Kilsyth	14	4	10	0	413	526	78.52	16
Coldstream	14	3	11	0	330	703	46.94	12
St Simons Blue	14	1	13	0	282	1031	27.35	4

DIVISION ONE SENIORS

First Semi Final				
Mitcham	9.5.59	d	Vermont	5.6.36
Second Semi Final				
Noble Park	12.17.89	d	East Burwood	11.6.72
Preliminary Final				
East Burwood	12.11.83	d	Mitcham	9.10.64
Grand Final				
Noble Park	15.13.103	d	East Burwood	11.12.78

DIVISION ONE RESERVES

First Semi Final				
Noble Park	6.12.48	d	Vermont	1.5.11
Second Semi Final				
East Ringwood	13.10.88	d	East Burwood	8.7.55
Preliminary Final				
East Burwood	10.8.68	d	Noble Park	4.7.31
Grand Final				
East Burwood	16.6.102	d	East Ringwood	7.8.50

DIVISION ONE COLTS

First Semi Final				
Scoresby	3.10.28	d	Croydon	3.9.27
Second Semi Final				
East Burwood	10.10.70	d	Vermont	6.9.45
Preliminary Final				
Vermont	13.10.88	d	Scoresby	9.6.60
Grand Final				
East Burwood	15.11.101	d	Vermont	9.4.58

DIVISION TWO SENIORS

First Semi Final				
Montrose	5.11.41	d	North Ringwood	4.10.34
Second Semi Final				
Lilydale	16.14.110	d	Mulgrave	7.7.49
Preliminary Final				
Mulgrave	12.14.86	d	Montrose	10.11.71
Grand Final				
Lilydale	8.7.55	d	Mulgrave	6.8.44

DIVISION TWO RESERVES

First Semi Final				
Montrose	6.9.45	d	Boronia	4.9.33
Second Semi Final				
Wantirna South	9.10.64	d	Knox	4.6.30
Preliminary Final				
Knox	9.10.64	d	Montrose	6.6.42
Grand Final				
Wantirna South	8.9.57	d	Knox	5.9.39

DIVISION TWO COLTS

First Semi Final				
Boronia	6.7.43	d	Lilydale	2.8.20
Second Semi Final				
Ringwood	9.4.58	d	South Croydon	3.8.26
Preliminary Final				
South Croydon	10.10.70	d	Boronia	6.10.46
Grand Final				
South Croydon	11.11.77	d	Ringwood	3.12.30

DIVISION THREE SENIORS

First Semi Final				
Norwood	3.3.21	d	Warrandyte	0.2.2
Second Semi Final				
Coldstream	10.8.68	d	Doncaster East	9.10.64
Preliminary Final				
Norwood	6.16.52	d	Doncaster East	7.9.51
Grand Final				
Norwood	13.13.91	d	Coldstream	13.9.87

DIVISION THREE RESERVES

First Semi Final				
Upper Ferntree Gully	4.9.33	d	Warrandyte	4.4.28
Second Semi Final				
Waverley Blues	12.12.84	d	Doncaster East	8.7.55
Preliminary Final				
Upper Ferntree Gully	10.10.70	d	Doncaster East	6.7.43
Grand Final				
Upper Ferntree Gully	16.16.112	d	Waverley Blues	8.7.55

DIVISION THREE COLTS

First Semi Final				
Upper Ferntree Gully	8.13.61	d	Doncaster East/ Warrandyte	4.6.30
Second Semi Final				
Mooroolbark	17.7.109	d	Norwood	4.4.28
Preliminary Final				
Upper Ferntree Gully	7.11.53	d	Norwood	7.5.47
Grand Final				
Mooroolbark	13.15.93	d	Upper Ferntree Gully	3.4.22

DIVISION FOUR SENIORS

First Semi Final				
Whitehorse Pioneers	4.5.29	d	Surrey Park	3.2.20
Second Semi Final				
Rowville	22.18.150	d	Heathmont	5.5.35
Preliminary Final				
Heathmont	11.10.76	d	Whitehorse Pioneers	6.10.46
Grand Final				
Rowville	19.12.126	d	Heathmont	11.10.76

DIVISION FOUR RESERVES

First Semi Final				
Eastern Lions	8.11.59	d	Surrey Park	5.1.31
Second Semi Final				
Rowville	13.6.84	d	Kilsyth	10.6.66
Preliminary Final				
Kilsyth	5.20.50	d	Eastern Lions	3.9.27
Grand Final				
Kilsyth	10.8.68	d	Rowville	8.14.62

DIVISION FOUR COLTS

First Semi Final				
Forest Hill	8.8.56	d	Kilsyth	4.5.29
Second Semi Final				
Rowville	11.12.78	d	Heathmont	5.5.35
Preliminary Final				
Heathmont	8.6.54	d	Forest Hill	5.4.34
Grand Final				
Rowville	19.10.124	d	Heathmont	7.8.50

>> CAPTAIN ANDY LEE
AND COACH CARL
STOCKER CELEBRATE
UPPER FERNTREE
GULLYS BACK TO BACK
RESERVE PREMIERSHIPS



U12 DIVISION A

First semi final				
Glen Waverley Rovers	7.8.50	d	East Ringwood	2.5.17
Second semi final				
St Simons White	7.6.48	d	Rowville Hawks	3.2.20
Preliminary Final				
Rowville Hawks	6.3.39	d	Glen Waverley Rovers	1.5.11
Grand Final				
St Simons White	10.4.64	d	Rowville Hawks	0.3.3

U12 DIVISION B

First Semi Final				
Upper Ferntree Gully	7.7.49	d	Montrose	3.9.27
Second Semi Final				
Norwood Black	6.4.40	d	The Basin	1.5.11
Preliminary Final				
The Basin	6.11.47	d	Upper Ferntree Gully	0.0.0
Grand Final				
The Basin	5.1.31	d	Norwood Black	4.3.27

U12 DIVISION C

First Semi Final				
Norwood Purple	6.10.46	d	Ringwood	3.6.24
Second Semi Final				
Lilydale	4.6.30	d	Scoresby	2.1.13
Preliminary Final				
Norwood Purple	3.6.24	d	Scoresby	2.3.15
Grand Final				
Lilydale	8.15.63	d	Norwood Purple	1.0.6

U13 DIVISION A

First Semi Final				
Knox	11.4.70	d	Knox Eagles	3.10.28
Second Semi Final				
North Ringwood	8.9.57	d	Wantirna South White	4.5.29
Preliminary Final				
Wantirna South White	14.16.100	d	Knox	5.3.33
Grand Final				
North Ringwood	7.9.51	d	Wantirna South	3.3.21

U13 DIVISION B

First Semi Final				
Waverley Blues	5.6.36	d	Blackburn	5.5.35
Second Semi Final				
Chirnside Park	17.11.113	d	Glen Waverley Rovers	5.5.35
Preliminary Final				
Glen Waverley Rovers	11.13.79	d	Waverley Blues	7.7.49
Grand Final				
Chirnside Park	13.17.95	d	Glen Waverley Rovers	2.7.19

U13 DIVISION C

First Semi Final				
Donvale	7.7.49	d	The Basin	4.10.34
Second Semi Final				
Lilydale	12.12.84	d	Ringwood	6.5.41
Preliminary Final				
Ringwood	20.10.130	d	Donvale	4.2.26
Grand Final				
Ringwood	7.7.49	d	Lilydale	6.6.42

U14 DIVISION A

First Semi Final				
St Simons White	9.12.66	d	Norwood	5.7.37
Second Semi Final				
East Burwood	13.9.87	d	Vermont	6.11.47
Preliminary Final				
Vermont	16.15.111	d	St Simons White	6.8.44
Grand Final				
East Burwood	13.12.90	d	Vermont	9.4.58

U14 DIVISION B

First Semi Final				
Knox Eagles	7.14.56	d	East Ringwood	5.9.39
Second Semi Final				
South Croydon	6.12.48	d	Boronia	4.5.29
Preliminary Final				
Boronia	9.11.65	d	Knox Eagles	3.3.21
Grand Final				
Boronia	7.5.47	d	South Croydon	3.10.28

U14 DIVISION C

First Semi Final				
St Simons Blue	8.8.56	d	Upper Ferntree Gully	8.7.55
Second Semi Final				
Waverley Blues	6.12.48	d	Kilsyth	1.3.9
Preliminary Final				
Kilsyth	11.11.77	d	St Simons Blue	1.5.11
Grand Final				
Waverley Blues	6.10.46	d	Kilsyth	2.2.14

U15 DIVISION A

First Semi Final				
St Simons	5.3.33	d	Wantirna South	4.6.30
Second Semi Final				
Knox	9.7.61	d	Vermont	3.6.24
Preliminary Final				
Vermont	13.12.90	d	St Simons	7.10.52
Grand Final				
Knox	13.10.88	d	Vermont	3.6.24

U15 DIVISION B

First Semi Final				
Montrose	7.10.52	d	Glen Waverley Rovers	2.7.19
Second Semi Final				
Mooroolbark	9.10.64	d	North Ringwood	6.5.41
Preliminary Final				
Montrose	11.4.70	d	North Ringwood	5.12.42
Grand Final				
Mooroolbark	5.13.43	d	Montrose	3.7.25

U15 DIVISION C

First Semi Final				
Upper Ferntree Gully	15.13.103	d	Blackburn	6.2.38
Second Semi Final				
Scoresby	7.13.55	d	East Ringwood	2.3.15
Preliminary Final				
East Ringwood	15.10.100	d	Upper Ferntree Gully	3.9.27
Grand Final				
Scoresby	6.5.41	d	East Ringwood	5.3.33

U16 DIVISION A

First Semi Final				
East Burwood	9.13.67	d	Mooroolbark/Montrose	6.3.39
Second Semi Final				
Croydon	10.9.69	d	South Croydon	2.6.18
Preliminary Final				
South Croydon	12.14.86	d	East Burwood	6.10.46
Grand Final				
Croydon	8.6.54	d	South Croydon	6.6.42

300 GAME PLAYER LIFE MEMBERS

- Steve Mills

Alan Bateson

Geoff D'Arcy*

Colin Tainton

Des Brown

Steven Davis

Peter Steele

Peter Bowie

Colin Schelfhout

Bill Bowie

Graeme Milburn

Allan Shaw

John Harrop

Ian Spencer

Len Taylor

Greg Smith

Bill Leach

Brian Coopersmith

Max Vincent

Alex Argentino

Ken Melville

Keith Stocker

Patrick Schneider

Greg Smith

Alan Espie

Les Millar

Lorenzo Marotti

Neil Wells

Paul Fyander

Tony Walsh

Anthony Hehir

Terry McCormick

Darren Mason
- Graeme Allan

Phil Mason

John Hayhurst

Robert Hayhurst

Bill Duff

Gordon Cowley

Robin Rogers

John Wood

Stuart Cook

Neale Trollope

Roy Baldwin

Terry Morris

Anthony Gleeson

Peter Baker

Doug Brumby

Roger O'Brien

Kevin Heinze

Brendan Curtis

Andy Hayman

Trevor McPhee

Bill Mutsaers

Craig Marson

Mark Gow

Don Hall*

Alan Whelan

David Dietrich

Ray Lacey

John O'Brien

Michael Redpath

Greg Krenn

Paul Sparkes

Colin Krenn

David Bending

* Denotes deceased

LIFE MEMBERS

- Clive Sleeman *

Reg Mathews *

Cliff Tomkins

Walter Cornhill

Paul Edie *

Sir Gilbert Chandler *

Kevin Pratt *

Frank Bibby

James Austin *

Albert McLellan *

Gerald Black *

Kenneth Wright *

Les Leete *

Gordon Parker

William Baldwin *

Jim Elmer *

A Robert Tregear

Barry Raymer

Wayne Reddaway

Ian Kerr

Gary Brunnen

Ron Smith

Ken Walters

Heather Kleesh

Peter Coloretti

Brian Hawkins

Sandra Smith

Peter Luttick

Len Mackay *

Vern Clauscen

Geoff Dempster

John Milburn

Margaret Trollop

Michael Whiting

Rob Peak

* Denotes deceased

OPPOSITE FROM TOP >> A VERY HAPPY ROWVILLE SENIOR PREMIERSHIP TEAM >> PAUL MYNOTT (COACH) AND DION PURTON (ASSISTANT COACH) RECEIVE THE DIVISION FOUR PREMIERSHIP TROPHY



STATEMENT BY EXECUTIVE COMMITTEE MEMBERS

The committee has determined that the League is not a reporting entity and that this special purpose financial report should be prepared in accordance with the accounting policies outlined in Note 1 to the financial statements.

In the opinion of the committee the financial report as set out on pages 33 to 39 –

- 1. Presents fairly the financial position of the Eastern Football League Inc. as at 31 October 2003 and its performance for the year ended on that date.
- 2. At the date of this statement, there are reasonable grounds to believe that the Eastern Football League Inc. will be able to pay its debts as and when they fall due.

This statement is made in accordance with a resolution of the committee and is signed for and on behalf of the committee by:



President
Stephen Jones



Senior Vice President
Steve Semken

Dated this twelfth day of November 2003

CONTENTS

>> STATEMENT BY EXECUTIVE COMMITTEE	32
>> PROFIT & LOSS ACCOUNT	33
>> BALANCE SHEET	33
>> NOTES TO THE FINANCIAL STATEMENTS	35
>> INDEPENDENT AUDIT REPORT	36
>> INCOME & EXPENDITURE STATEMENT	39

PROFIT AND LOSS ACCOUNT
FOR YEAR ENDED 31 OCTOBER, 2003

		2003 \$	2002 \$
OPERATING SURPLUS	2	43,748	106,346
Members surplus at beginning of financial year		888,092	781,746
Members surplus at end of financial year		931,840	888,092

BALANCE SHEET
AS AT 31 OCTOBER, 2003

CURRENT ASSETS			
Cash	3	350,236	314,015
Receivables	4	33,461	30,240
Other	5	25,032	20,587
TOTAL CURRENT ASSETS		408,729	364,842
NON CURRENT ASSETS			
Property, plant and equipment	6	633,674	614,485
TOTAL NON CURRENT ASSETS		633,674	614,485
TOTAL ASSETS		1,042,403	979,327
CURRENT LIABILITIES			
Creditors & borrowings	7	28,405	37,662
Provisions	8	18,643	16,760
Hire purchase liability	9	5,834	6,073
TOTAL CURRENT LIABILITIES		52,882	60,495
NON CURRENT LIABILITIES			
Provisions	8	14,866	11,258
Hire purchase liability	9	42,815	19,482
TOTAL NON CURRENT LIABILITIES		57,681	30,740
TOTAL LIABILITIES		110,563	91,235
NET ASSETS		931,840	888,092
MEMBERS FUNDS			
Accumulated surplus		931,840	888,092
TOTAL MEMBERS FUNDS		931,840	888,092

The accompanying notes form part of this financial report.

NOTES TO AND FORMING PART OF THE FINANCIAL STATEMENTS

FOR YEAR ENDED 31 OCTOBER, 2003

1. STATEMENT OF SIGNIFICANT ACCOUNTING POLICIES

The significant policies which have been adopted in the preparation of these financial statements are:

BASIS OF PREPARATION

In the opinion of the executive committee, the Eastern Football League is not a reporting entity. The financial report of the league has been prepared as a Special Purpose Financial Report for use by the members of the league and to fulfil the executive committees requirements to prepare financial statements.

The financial report has been prepared on an accruals basis of accounting using historical costs. It does not take into account changing money values or, except where stated, current valuations of non current assets. Except where noted, the accounting policies have been consistently applied.

The accounting statements have been prepared in accordance with the requirements of the Associations Incorporation Act (Vic) and all Accounting Standards with the following exceptions:

AAS 4 Depreciation of Non Current Assets

AAS 28 Statement of Cash Flows

AAS 33 Presentation and Disclosure of Financial Instruments

The carrying amounts of non current assets are reviewed annually to determine whether they are in excess of their recoverable amounts.

PROPERTY, PLANT & EQUIPMENT

Freehold land and buildings are brought to account at cost or at independent director's valuation.

Other plant and equipment is carried at cost less accumulated depreciation. Items of equipment are depreciated over their estimated useful lives using the straight line depreciation method, commencing from the time the asset is held ready for use. The carrying amount of property, plant and equipment is reviewed annually by directors to ensure it is not in excess of the recoverable amount of these assets.

PROVISIONS

DOUBTFUL DEBTS

The collectability of debts is assessed at year end and specific provision is made for any doubtful accounts.

INCOME TAX

The league has been granted income tax exemption.

NOTES TO AND FORMING PART OF THE FINANCIAL STATEMENTS

FOR YEAR ENDED 31 OCTOBER, 2003

	2003 \$	2002 \$
2 OPERATING PROFIT/(LOSS)		
Operating revenue and expenses		
Operating profit has been arrived at after including		
Operating revenue	2,131,841	2,060,102
3 CASH		
Cash at bank	350,236	314,015
4 RECEIVABLES		
Club debtors	43,461	48,240
Provision for doubtful debts	(10,000)	(18,000)
	33,461	30,240
5 OTHER ASSETS		
Stock on hand	12,452	16,545
Other debtors	921	1,312
GST credit receivable	11,659	2,730
	25,032	20,587
6 PROPERTY, PLANT & EQUIPMENT		
Land & buildings at cost	543,264	543,264
Freehold improvements at cost	40,509	40,509
Accumulated depreciation	(16,042)	(14,698)
	24,467	25,811
Computer systems at cost	76,251	72,990
Accumulated depreciation	(62,851)	(54,381)
	13,400	18,609
Furniture & equipment at cost	92,004	90,641
Accumulated depreciation	(83,543)	(81,164)
	8,461	9,477
Motor vehicle at cost	44,845	38,670
Accumulated depreciation	(763)	(21,346)
	44,082	17,324
Total property, plant & equipment at net book value	633,674	614,485
7 CREDITORS & BORROWINGS		
Trade creditors & accruals	28,405	35,662
Bond creditors	0	2,000
	28,405	37,662
8 PROVISIONS		
Current liabilities		
Provision for annual leave	18,643	16,760
	18,643	16,760
Non current liabilities		
Provision for long service leave	14,866	11,258
	14,866	11,258
9 HIRE PURCHASE LIABILITY		
Current hire purchase liability	5,834	6,157
Prepaid hire purchase interest	0	(84)
	5,834	6,073
Non current hire purchase liability	42,815	19,482

INDEPENDENT AUDIT REPORT

SCOPE

We have audited the attached special purpose financial report of the Eastern Football League Inc. comprising of the profit and loss account, balance sheet and accompanying notes to the financial statements for the year ended 31 October 2003. The League's executive committee is responsible for the financial report and has determined that the accounting policies used and described in Note 1 to the financial statements, which form part of the financial report, are consistent with the financial reporting requirements of the League's constitution and are appropriate to meet the needs of the Associations Incorporation Act (Vic) and the needs of the members. We have conducted an independent audit of the financial report in order to express an opinion on it to the members of the League. No opinion is expressed as to whether the accounting policies used are appropriate to the needs of the members.

The financial report has been prepared for distribution to the members for the purpose of fulfilling the executive committee's financial reporting requirements and those of the Associations Incorporation Act (Vic). We disclaim any assumption of responsibility for any reliance on this report or on the financial report to which it relates to any person other than the members, or for any purpose other than for which it was prepared.

Our audit has been conducted in accordance with Australian Auditing Standards. Our procedures included examination, on a test basis, of evidence supporting the amounts and other disclosures in the financial report and the evaluation of significant accounting estimates. These procedures have been undertaken to form an opinion whether, in all material respects, the financial report is presented fairly and in accordance with the accounting policies described in Note 1 so as to present a view which is consistent with our understanding of the League's financial position, and performance as represented by the results of its operations and its cash flows. These policies do not require the application of all Accounting Standards and other mandatory professional reporting requirements.

The audit opinion expressed in this report has been formed on the above basis.

QUALIFICATION

The land and buildings owned by the League are recorded in the financial statements at cost. The buildings are not depreciated which is not in accordance with the Australian Accounting Standard AAS 4 – Depreciation of Non Current Assets.

An independent valuation of the land and buildings was carried out by Mr R A Ross AVLE (Val) AREI of Debenham Tewson International on 20 April 1995. The market value placed on the property at that time was \$380,000.

The executive committee has reconfirmed that they believe the current market value of the property to be in excess of the book value. However, we have not been able to obtain other independent confirmation to support this view.

QUALIFIED AUDIT OPINION

In our opinion, except for the matters outlined in the qualification paragraph, the financial report represents fairly, in accordance with the accounting policies described in Note 1 to the financial statements, the financial position of the Eastern Football League Inc. as at 31 October 2003 and the results of its operations for the year then ended.

Dated at East Melbourne on 12 November 2003.

McInnes, Graham & Gibbs
Chartered Accountants

Jeffrey E. Graham
Partner

DISCLAIMER

The additional financial information presented in the income and expenditure statement is in accordance with the books and records of the Eastern Football League Inc. which have been subjected to the auditing procedures applied in our statutory audit of the League for the year ended 31 October 2003. It will be appreciated that our statutory audit did not cover all details of the additional financial information. Accordingly, we do not express an opinion on such financial information and no warranty of reliability is given.

In accordance with our firm policy, we advise that neither the firm nor any member or employee of the firm undertakes responsibility arising in any way whatsoever to any person (other than the League) in respect of such information, including any errors or omissions therein, arising through negligence or otherwise however caused.

Dated at East Melbourne on 12 November 2003

McInnes, Graham & Gibbs
Chartered Accountants

Jeffrey E. Graham
Partner

INCOME AND EXPENDITURE STATEMENT

FOR YEAR ENDED 31 OCTOBER, 2003

	2003 \$	2002 \$
INCOME		
Sales	531,889	488,500
Licence fee	22,200	24,000
	554,089	512,500
LESS COST OF SALES		
Opening stock	16,545	13,515
Purchases	371,861	353,170
	388,406	366,685
Closing stock	12,452	16,545
	375,954	350,140
GROSS TRADING PROFIT	178,135	162,360
OTHER INCOME		
Affiliation fees	86,000	91,600
Development funding program	14,700	38,662
EFL football show	21,749	19,859
Finals	238,159	249,721
Finals levy: Income	18,609	21,380
Fines	18,940	22,040
Football Victoria grant	31,500	31,500
Insurance – Players	433,050	406,760
Interest	9,538	8,219
Interleague matches	80	0
Lightning premierships – Junior division	3,717	3,485
Player registrations	21,714	20,476
Presentation night	40,275	35,612
Records	36,444	34,474
Sponsorships	239,721	230,100
Sundry revenue	8,354	552
Umpires fees	350,932	333,162
Profit on sale of motor vehicle	4,270	0
TOTAL INCOME	1,755,887	1,709,962
Less total expenses	1,712,139	1,603,616
OPERATING SURPLUS	43,748	106,346

INCOME AND EXPENDITURE STATEMENT

FOR YEAR ENDED 31 OCTOBER, 2003

	2003 \$	2002 \$
EXPENSES		
Accountancy	0	800
Advertising	0	626
Affiliations	970	1,151
Auditor's remuneration	5,500	5,350
Awards and presentations	12,844	12,124
Bank charges and interest	4,986	4,088
Cleaning and maintenance	6,340	9,452
Computer maintenance	4,211	7,111
Depreciation of fixed assets	21,850	20,316
Development funding program	23,582	17,284
Donations	496	0
Doubtful debts provision	0	15,500
EFL football show	51,878	47,430
Employee placement costs	5,550	1,538
Executive expenses	8,421	8,668
External consultant costs	1,336	500
FBT expense	2,221	1,497
Finals expenses	148,982	136,966
Finals levy expense	18,609	21,380
Insurance - General	44,413	40,299
Insurance - Players	443,957	410,253
Interleague matches	18,030	9,162
Internet access for clubs	5,727	0
Internet costs	17,345	3,939
Investigation costs	884	763
Junior committee expenses	1,329	1,576
Legal fees	3,488	3,678
Light and power	6,356	7,768
Lightning premierships - Junior division	475	472
Long service leave provision	3,608	0
Meetings	3,079	3,038
Motor vehicle expenses	6,304	6,179
Presentation night	39,864	43,191
Printing and stationery	21,454	26,533
Publications	25,362	23,145
Rates and taxes	2,365	1,178
Records	37,960	35,281
Salaries, insurance and superannuation	327,431	305,504
Seminars and training	1,116	35
Sponsorship costs	13,258	12,983
Staff amenities	1,812	2,091
Sundry expenses	3,593	4,392
Telephone	14,290	13,903
Umpires	350,863	336,472
TOTAL EXPENSES	1,712,139	1,603,616



<< SOUTH CROYDON JUNIORS
CELEBRATE A GOAL DURING
THE U16A GRAND FINAL

LEAGUE DIRECTORY

REGISTERED OFFICE

EFL House
256 Scoresby Road
Boronia 3155
Telephone 9762 5766
Facsimile 9761 1315
www.efl.org.au

PRESIDENT

Stephen Jones

SENIOR VICE PRESIDENT

Steve Semken

VICE PRESIDENTS

Bruce Peak
Jim Walker

EXECUTIVE COMMITTEE

Terry Cheshire
Brian Hawkins
Paul Payne
Rob Sharpe

JUNIOR COMMITTEE CHAIRMAN

Leon Bailey

DEPUTY CHAIRMAN

Colin Lackman

JUNIOR COMMITTEE

Bernard Fewster
Colleen Lockhart
Ian Singleton
Richard Stanios

CHIEF EXECUTIVE OFFICER

Craig Braddy

GENERAL MANAGER -
FOOTBALL OPERATIONS

Darryl Collings

FOOTBALL COORDINATOR

Rod Cordwell

MEDIA MANAGER

Anthony Stanguts

CLIENT LIAISON OFFICER

Michele Urbano

ACCOUNTS OFFICER

Peter Luttick

ACCOUNTS PAYABLE OFFICER

Robyn Gianchino

DIRECTOR OF UMPIRING

Kevin Smith

SECRETARY & BOUNDARY UMPIRES
DEVELOPMENT OFFICER

Trevor Finch

GOAL UMPIRES COACH

Graeme Williams

GOAL UMPIRES DEVELOPMENT OFFICER

Peter Bekkers

BOUNDARY UMPIRES COACH

Andrew Wheeler

JUNIOR FIELD UMPIRES COACH

Phil Hermann

UMPIRES FITNESS COACH

Bill Walker

SENIOR UMPIRES DEVELOPMENT OFFICER

Paul Kennedy

SENIOR UMPIRES OBSERVER

Frank Karabelas

JUNIOR UMPIRES APPOINTMENTS
& OBSERVER

Michael Hunt

JUNIOR UMPIRES DEVELOPMENT OFFICER

David Cameron

TRIBUNAL CHAIRMAN

Mark Eadon

DEPUTY CHAIRMAN

Robert Murray

TRIBUNAL MEMBERS

John Allpress
Michael Berkley
Neville Chiselett
Allan Cooke
John Fuller
Terry Graham
Grant Hinton
Bernie Lowden
Arthur Navez
Graham Parsons
Allan Rennick

INVESTIGATION OFFICERS

Peter Dinan
Roger Schranz
Martin Sencek

TRAINERS ASSOCIATION PRESIDENT

Graeme Cocking

UMPIRES ASSOCIATION PRESIDENT

Warren Hillier