



Bayswater 8 . 9 . 57 vs 15 . 9 . 99 Wantirna South



Player Stats

Bayswater		Disposals				Possessions						Effort		General Play					Scoring		
		K	H	D	DE%	UD	CD	M	CM	M50	IM	Eff Tck	1%	HO	CLR	I50	R50	TO	G	B	FP
1	Ben White	17	9	26	65	15	11	1	0	0	0	4	7	0	5	3	3	10	1	0	100
2	Alexander Young	8	2	10	90	6	4	3	1	0	0	3	3	0	2	5	0	0	0	1	67
3	Paul Haasbroek	9	5	14	57	9	5	2	0	2	0	6	6	0	1	5	0	3	1	0	81
4	Lachlan Kruger	11	13	24	58	14	10	8	1	0	0	5	4	0	5	5	0	7	1	1	104
5	Cameron McLeod	9	11	20	75	14	6	3	0	0	0	4	6	0	1	4	0	2	0	1	87
6	Daniel Kitto	12	1	13	76	12	1	3	1	0	2	0	6	0	0	0	7	2	0	0	66
7	Troy Maggs	7	7	14	85	10	4	4	1	0	1	6	4	0	2	3	0	1	0	0	83
10	Aaron Cotte	9	7	16	75	9	7	4	0	0	0	7	1	0	6	4	0	4	0	0	81
11	Matthew Higgins	2	7	9	77	4	5	1	0	0	0	1	4	0	0	0	1	1	0	0	45
12	Wayne McInemey	10	6	16	75	12	4	8	0	1	0	1	2	0	3	3	1	2	0	1	70
13	Mitchell Tsirtsikos	6	10	16	93	9	7	4	0	0	1	0	1	0	1	2	1	1	0	0	66
16	Scott McInemey	13	8	21	90	18	3	5	0	1	1	4	1	0	2	1	4	0	1	0	108
17	Zac Deane	7	7	14	78	12	2	4	0	1	0	2	2	0	0	2	1	4	2	0	60
18	John Stewart	6	2	8	87	6	2	4	1	0	0	3	4	0	0	0	1	1	0	0	47
19	Bayswater 19	4	7	11	54	8	3	2	0	0	0	1	2	0	0	0	1	4	0	0	28
24	Jaryd Cameron	5	0	5	100	3	2	3	0	0	1	1	2	0	0	1	2	0	0	0	42
25	Lachlan Jackson	4	4	8	62	8	0	4	0	1	0	1	1	1	1	1	0	3	0	0	28
27	Joel Galvin	12	14	26	84	13	13	6	1	2	1	2	4	0	7	2	1	2	0	0	127
28	Timothy Castricum	2	10	12	66	4	8	3	2	1	1	5	5	51	2	1	0	2	1	0	129
29	Bryce Galvin	10	3	13	30	5	8	6	2	4	0	1	1	8	1	1	0	3	1	4	70
38	Benjamin Searle	18	8	26	65	19	7	8	3	1	4	2	7	0	1	2	4	7	0	1	120
39	Matthew McCluskey	3	5	8	62	4	4	2	0	0	0	2	1	0	3	2	0	2	0	0	38
Bayswater		184	146	330	72	214	116	88	13	14	12	61	74	60	43	47	27	61	8	9	1647

Wantirna South		Disposals				Possessions						Effort		General Play					Scoring		
		K	H	D	DE%	UD	CD	M	CM	M50	IM	Eff Tck	1%	HO	CLR	I50	R50	TO	G	B	FP
1	Lincoln Wong	13	12	25	76	13	12	3	1	1	0	5	2	0	8	5	2	5	2	0	128
2	Lachlan Greig	0	1	1	100	1	0	0	0	0	0	0	1	0	0	0	1	0	0	0	5
3	Charles Young	14	4	18	94	13	5	9	1	0	4	6	8	0	0	1	4	0	0	0	148
4	David Lang	10	7	17	52	11	6	5	1	0	3	4	3	0	2	5	1	5	0	0	82
5	Jack O'keefe	2	4	6	83	5	1	2	0	0	0	4	6	0	0	2	0	0	0	0	43
7	Brook Kainey	16	6	22	72	20	2	9	0	0	1	1	3	0	2	0	3	4	0	0	77
8	Lachlan Bain	22	2	24	70	15	9	3	1	0	2	3	1	0	4	1	5	7	0	1	92
9	Patrick Wallis	12	7	19	68	12	7	4	1	0	1	1	6	0	2	5	1	4	0	0	79
11	Kye Barlow	11	3	14	50	8	6	3	1	1	0	2	2	0	2	1	4	3	1	2	64
13	Marcus Jordan	6	4	10	60	6	4	1	0	0	0	2	1	0	2	0	0	3	0	0	35
14	James Krikas	7	4	11	63	4	7	2	1	0	0	2	0	0	0	1	0	1	1	1	49
17	Jaryd Van Grondelle	6	5	11	81	9	2	3	0	0	0	2	4	0	1	2	2	1	1	0	62
18	Jake Denes	9	4	13	69	1	12	5	5	0	2	2	4	35	1	2	2	2	0	0	115
19	Jaryd Smith	15	7	22	68	15	7	9	0	0	1	1	4	0	1	2	1	3	0	1	91
20	Taylor Leggate	7	6	13	46	8	5	3	0	0	0	8	2	1	1	3	1	4	0	1	57
21	Nathan Denes	10	5	15	80	11	4	4	0	0	4	2	3	0	0	1	6	0	0	0	114
25	Liam Hewett	5	0	5	80	3	2	5	2	4	0	1	1	0	0	0	0	0	4	1	60
27	Lochie Noy	4	3	7	71	5	2	3	0	0	1	2	7	0	0	1	1	1	0	0	61
31	Joseph Delaney	3	1	4	75	4	0	1	0	0	0	2	4	0	0	0	1	0	0	0	34
33	Sal Feagaimalt	4	8	12	75	3	9	0	0	0	0	3	0	7	5	1	0	1	0	0	64
38	David Del Papa	6	8	14	42	7	7	2	0	0	0	3	2	0	5	2	2	5	0	0	57
44	Ricky Frandrich	10	1	11	63	8	3	5	0	2	0	3	1	0	0	3	0	1	6	2	91
Wantirna South		192	102	294	68	182	112	81	14	8	19	59	65	43	36	38	37	50	15	9	1608



Mooroolbark 7 . 10 . 52 vs 14 . 18 . 102 Mitcham



Player Stats

Mitcham		Disposals				Possessions						Effort		General Play					Scoring			
		K	H	D	DE%	UD	CD	M	CM	M50	IM	Eff Tck	1%	HO	CLR	I50	R50	TO	G	B	FP	
1	Jesse Cherry	13	8	21	61	10	11	8	1	2	2	5	1	0	3	3	2	2	2	0	0	129
3	Jackson Hallo	13	6	19	73	15	4	3	0	0	0	2	0	0	1	3	1	2	0	1	65	
4	Nicholas Hallo	12	3	15	60	6	9	3	1	1	0	4	0	0	2	7	3	4	1	2	87	
5	Nathan Crampton	6	6	12	58	7	5	4	0	2	0	1	0	0	1	1	0	2	2	1	58	
8	Danny Baglava	13	3	16	50	5	11	5	2	0	1	2	2	25	7	1	3	2	0	2	109	
9	Thomas Lucas	3	3	6	83	3	3	0	0	0	0	0	0	0	0	0	0	0	1	0	23	
11	Jesse Uren	19	9	28	67	19	9	6	0	1	1	0	1	0	6	11	1	3	0	2	127	
14	Jessie Smyth	6	5	11	72	3	8	3	2	0	0	0	0	0	1	2	0	1	0	1	35	
15	Riley Nicholas	11	8	19	84	9	10	7	0	0	2	4	1	0	0	1	1	0	0	0	115	
16	Sam Cogle	5	1	6	50	3	3	3	2	0	1	2	5	0	0	0	0	2	0	0	43	
17	Guy Laughlin	12	13	25	60	14	11	7	0	3	1	1	1	0	3	2	0	2	3	1	119	
18	Tom Lovell	14	12	26	69	18	8	4	1	1	2	1	1	17	6	6	0	3	1	1	126	
20	Jarrod West	7	1	8	75	8	0	3	0	0	0	1	1	0	1	1	2	1	0	0	33	
22	Bailey Cowman	6	1	7	42	6	1	5	0	4	0	0	0	0	0	0	0	2	2	1	37	
23	DAVID McARDLE	5	4	9	77	7	2	3	0	0	1	2	2	0	0	3	1	1	0	0	49	
26	Joshua Du Vallon	8	7	15	66	11	4	4	1	0	1	1	0	0	2	2	3	3	1	0	67	
32	Zac Horsey	4	0	4	50	2	2	1	0	0	0	1	0	0	0	1	0	1	0	0	9	
37	Daniel Hbueix	17	8	25	68	20	5	2	0	0	0	2	1	0	1	2	4	4	0	0	68	
38	JOSH VALLE	5	4	9	55	3	6	3	1	1	0	1	1	0	2	1	0	3	0	1	32	
41	Joshua Fullton	4	4	8	87	5	3	3	0	1	0	0	1	0	1	1	0	1	1	0	43	
45	Josh May	18	5	23	65	20	3	10	1	0	3	0	1	0	1	3	8	3	0	0	105	
66	Samuel Carney	7	7	14	50	5	9	2	0	0	0	5	1	0	3	1	0	2	0	1	66	
Mitcham		208	118	326	65	199	127	89	12	16	15	35	20	42	41	52	29	44	14	14	1545	

Mooroolbark		Disposals				Possessions						Effort		General Play					Scoring		
		K	H	D	DE%	UD	CD	M	CM	M50	IM	Eff Tck	1%	HO	CLR	I50	R50	TD	G	B	FP
1	Braedon Dobie	10	2	12	75	7	5	6	0	0	0	2	2	0	4	2	2	1	1	1	80
2	Shane Kennedy	20	7	27	88	22	5	7	1	0	5	0	4	0	0	0	10	2	0	0	127
3	Jye Peacock	11	14	25	40	6	19	0	0	0	0	1	1	0	7	4	1	9	0	0	71
6	Jackson Gilbee	10	1	11	63	9	2	3	1	0	2	2	3	0	0	1	4	2	0	0	59
10	Riley Monkhurst	16	3	19	57	4	15	4	2	1	1	0	1	24	6	2	0	5	2	1	98
13	Connor Walker	4	5	9	88	5	4	1	0	0	0	2	3	0	0	1	0	0	0	0	55
15	Paul Thatcher	7	2	9	44	4	5	5	3	2	0	0	0	0	0	3	0	2	1	3	41
16	Michael Thompson	9	4	13	69	7	6	7	2	0	1	3	1	0	1	0	4	3	0	0	68
17	Jesse Boyd	9	2	11	45	9	2	3	0	1	0	0	0	7	1	4	1	4	0	0	39
19	Jordan Roth	6	7	13	46	9	4	4	0	0	0	1	1	0	0	1	1	3	1	0	44
21	Ryan Symons	4	3	7	57	4	3	2	0	1	1	1	0	0	1	1	0	2	0	1	25
23	Harrison Keeling	8	6	14	71	12	2	5	0	0	1	0	2	0	1	0	3	3	0	0	50
24	Ben Bourke	7	2	9	55	7	2	3	1	0	0	2	0	0	0	1	1	2	1	1	45
25	Rhys Crossley	3	3	6	50	3	3	2	0	0	1	3	2	1	0	2	1	3	0	0	33
26	Austin Smith	18	7	25	68	13	12	3	0	0	0	5	1	0	2	4	1	4	0	0	96
28	Cooper Rouget	2	5	7	71	3	4	0	0	0	0	1	0	0	3	1	0	1	0	0	29
30	Jae Macdonald	5	1	6	33	2	4	1	0	0	0	1	2	0	3	2	0	2	0	0	29
32	Jonathon Egan	0	0	0	0	0	0	0	0	0	0	0	1	0	0	0	0	0	0	0	2
34	Matthew Colliver	9	1	10	80	8	2	4	0	0	1	0	0	0	2	4	2	2	0	0	46
36	Josh Amiet	2	3	5	100	3	2	0	0	0	0	1	1	0	0	0	0	0	1	0	24
38	Ashleigh Moore	4	4	8	87	7	1	3	0	0	2	1	1	0	0	1	2	1	0	0	40
47	Mitch O'Neil	1	2	3	33	2	1	0	0	0	0	1	0	0	0	1	0	0	0	0	13
Mooroolbark		165	84	249	64	146	103	63	10	5	15	27	26	32	31	35	33	51	7	7	1114



Montrose 13 . 12 . 90 vs 14 . 17 . 101 Croydon



Player Stats

Croydon		Disposals				Possessions						Effort		General Play					Scoring		
		K	H	D	DE%	UD	CD	M	CM	M50	IM	Eff Tck	1%	HO	CLR	I50	R50	TO	G	B	FP
2	Aden Thompson	11	4	15	60	3	12	2	0	1	0	1	2	0	5	6	1	1	1	0	94
3	Jake Christie	12	2	14	42	6	8	3	1	0	0	1	3	0	0	7	0	2	2	1	72
4	Matthew McKenzie	11	5	16	81	7	9	3	0	0	0	2	3	0	1	4	1	1	1	0	82
6	Jimmy Smith	3	1	4	50	1	3	0	0	0	0	0	1	0	0	1	2	0	0	0	23
7	Joel Koger	6	1	7	57	3	4	6	3	1	3	0	3	30	4	1	2	1	0	0	93
8	Billy Dickson	8	4	12	66	3	9	6	5	0	5	0	3	0	0	0	3	1	0	0	84
11	Andrew Carter	9	7	16	62	5	11	2	0	0	0	3	6	0	5	3	0	3	0	1	87
12	Fraser Smith	16	4	20	65	12	8	5	2	0	3	1	7	1	0	3	14	1	0	0	121
13	Harrison Dempster	2	3	5	60	3	2	0	0	0	0	1	0	0	0	2	1	0	0	0	24
14	Jordan Lynch	17	2	19	63	9	10	5	1	1	0	6	0	0	3	9	1	1	1	1	114
15	Jake Lynch	2	0	2	0	2	0	1	0	0	0	1	0	0	0	1	0	0	0	1	5
17	Riley Britton	8	8	16	62	4	12	5	2	2	0	0	4	0	3	0	0	0	3	0	91
23	Kane Doueal	8	7	15	80	9	6	2	0	0	0	3	0	0	1	6	0	1	1	0	68
25	Mitchell Chappell	4	3	7	71	4	3	0	0	0	0	0	0	0	0	0	0	2	1	0	18
26	Joshua Pettinella	6	4	10	80	5	5	0	0	0	0	6	2	0	4	2	0	0	0	1	65
28	Riley Costantino	4	2	6	50	4	2	4	2	3	0	0	0	1	0	0	0	0	1	2	37
29	Callum Spurrell	5	9	14	71	7	7	4	0	0	0	2	2	12	4	1	0	0	0	0	75
33	Corey McKenzie	10	1	11	45	8	3	1	1	0	1	0	2	0	1	0	5	2	0	0	33
36	Bailey Dmonte	6	3	9	66	4	5	1	1	1	0	4	5	0	0	1	0	0	3	3	83
37	Aaron Nicholas	7	4	11	54	7	4	3	0	1	0	4	1	0	0	1	0	0	0	2	47
55	Ben Cardamone	4	3	7	57	3	4	1	0	0	1	2	5	0	0	2	2	4	0	0	42
60	Trent Dodd	5	1	6	66	4	2	3	0	0	0	4	2	11	3	3	1	1	0	0	54
Croydon		164	78	242	63	113	129	57	18	10	13	41	51	55	34	53	33	21	14	12	1412

Montrose		Disposals				Possessions						Effort		General Play					Scoring		
		K	H	D	DE%	UD	CD	M	CM	M50	IM	Eff Tck	1%	HO	CLR	I50	R50	TO	G	B	FP
1	Bailey White	10	1	11	63	4	7	5	2	2	1	2	3	0	0	5	0	2	1	0	75
3	Beau Tennant	10	5	15	53	11	4	2	0	0	0	0	0	0	0	0	5	2	0	0	38
4	Jack Garthwaite	7	5	12	66	3	9	6	4	0	3	0	9	0	1	0	5	2	0	0	84
8	Gregory Lord	22	7	29	68	20	9	7	1	0	1	1	0	0	2	1	11	2	0	1	115
10	Sam Rickard	4	6	10	80	7	3	1	0	1	0	1	1	0	0	0	0	1	2	1	44
11	Sam Walker	16	7	23	78	12	11	6	2	0	1	3	3	0	4	11	0	3	2	0	134
12	Bradley Watson	12	20	32	71	18	14	5	0	0	0	5	2	0	8	5	0	3	1	0	139
13	Taj Heap	9	3	12	50	3	9	5	4	2	0	3	1	0	0	1	0	0	0	2	62
15	Geordie Nagle	14	10	24	54	16	8	2	0	0	0	2	3	0	0	4	1	3	0	1	65
16	Corey Whitchell	5	7	12	75	8	4	4	1	0	0	3	1	0	1	1	0	2	0	1	37
18	Benjamin Dessent	13	15	28	71	10	18	5	1	1	0	6	4	2	11	2	1	2	1	0	143
20	Joel Thomas	3	3	6	50	2	4	1	0	0	1	1	3	0	0	0	1	2	0	0	31
21	Jayden Boehringer	5	1	6	83	2	4	1	1	0	1	0	1	0	0	1	3	0	0	0	38
23	Daniel Chamberlain	2	2	4	0	1	3	1	0	0	0	0	1	0	0	1	0	1	1	0	15
26	Tyron Galbraith	5	2	7	71	3	4	4	2	2	0	1	1	0	0	1	0	0	1	2	44
31	Michael Schwab	8	3	11	72	2	9	4	2	3	0	0	2	0	1	3	0	1	3	0	76
34	Riley Hams	16	13	29	75	18	11	4	1	0	2	0	3	0	2	3	7	2	0	1	123
36	Daniel Firth	5	5	10	100	5	5	3	0	0	0	1	4	0	0	1	2	1	0	0	59
50	Sean Derkeen	0	4	4	75	0	4	0	0	0	0	4	2	21	3	1	1	0	0	0	50
54	Joshua Mentiplay	9	12	21	71	9	12	4	1	0	1	4	0	0	5	1	0	1	0	0	97
60	Darcy Laurie	16	6	22	59	12	10	6	0	0	1	4	1	0	0	6	1	2	1	1	108
65	Joshua Spurell	0	0	0	0	0	0	0	0	0	0	2	2	11	0	0	0	0	0	0	17
Montrose		191	137	328	68	166	162	76	22	11	12	43	47	34	38	48	38	32	13	10	1594



51

VS























49



TOTAL Q1 Q2 Q3 Q4

GENERAL SCORE SOURCES EFFICIENCIES FREE KICKS PLAYERS VISION

PLAYER	K	H	D	CP	M	I50	R50	1%	T	CL	G	RP
33. AARON FENTON	10	3	13	11	2	4	2	2	11	6	1	90
14. BEN LIVINGSTONE	13	8	21	14	5	2	5	3	0	8	0	117
35. BENJAMIN SANDILANDS	3	6	9	3	2	0	0	1	4	2	1	45
37. COREY CHURCH	11	2	13	5	1	1	5	3	5	3	0	57
26. DYLAN VAN UNEN	7	3	10	1	5	1	3	2	3	0	0	57
10. JACK WHELAN	4	6	10	5	0	2	1	0	3	3	0	44
6. JACKSON BRAUNTHAL	8	5	13	1	5	3	0	0	5	1	0	43
46. JAMES LEACH	4	4	8	4	1	0	0	1	8	0	0	38
34. JASON SHARP	9	9	18	8	3	0	3	2	0	0	0	55
8. JAYDEN VAN UNEN	19	9	28	11	9	6	1	1	12	7	1	158
39. JOEL NATHAN	10	10	20	10	2	3	2	6	3	3	0	87
29. LACHLAN O'DONNELL	4	2	6	2	3	0	1	0	3	0	0	46
7. LIAM SPURRELL	1	3	4	2	1	0	0	0	1	1	0	11
16. LUKE PATTERSON	6	2	8	3	1	1	0	1	5	0	1	35
30. LUKE SINN	0	7	7	2	2	0	0	0	2	0	0	27
70. MATT CULLINAN	4	5	9	6	1	1	0	0	2	2	1	53
31. MATTHEW PAYNE	3	4	7	4	2	0	2	0	4	1	0	48
4. MATTHEW SHEPPARD	9	7	16	8	4	5	0	2	5	1	1	65
32. MICHAEL LOCCO	8	4	12	7	7	0	3	4	4	0	0	92
28. ROBIN NAHAS	9	5	14	4	2	3	2	2	1	0	1	67
9. THOMAS JACKSON	6	5	11	9	1	4	0	4	2	6	0	91
25. TOM STUBBS	1	9	10	9	1	1	1	2	4	1	0	42

PLAYER	K	H	D	CP	M	I50	R50	1%	T	CL	G	RP
 51. BENJAMIN SCHULTZE	4	2	6	0	2	3	0	0	3	0	1	38
 23. BRANDON WHITE	21	3	24	11	6	5	9	3	3	0	1	143
 14. DAMIEN JOHNSTON	3	9	12	6	1	0	3	1	11	3	0	68
 17. DECLAN CURRAN	1	1	2	1	0	0	0	2	1	0	0	10
 28. DEVON SMITH	6	10	16	11	0	3	1	1	2	6	0	63
 13. HARRISON COE	5	7	12	8	7	1	0	4	2	4	0	98
 9. HAYDEN BROUGH	7	6	13	4	3	5	0	2	7	2	0	53
 30. JAFAR OCAA	10	9	19	6	6	0	0	2	17	1	4	135
 2. JAKE BOWD	10	8	18	4	7	7	1	2	3	0	1	101
 4. JOSHUA MOUNTER	12	3	15	0	5	1	3	1	4	0	0	54
 38. KYE ROWLAND	8	4	12	6	1	1	1	3	3	3	0	42
 26. LACHLAN VALENTINE	10	1	11	2	2	1	5	3	4	0	0	48
 18. MATTHEW WILSON	2	10	12	7	2	0	0	3	1	2	0	47
 8. MICHAEL CAMERON	5	3	8	3	3	1	0	0	4	0	0	40
 5. MICHAEL MISSO	3	0	3	0	1	1	0	0	6	0	0	18
 43. MITCHELL SUMMERS	1	4	5	2	1	0	1	1	5	0	0	29
 35. MYLES CURRIE	2	4	6	2	2	2	0	1	5	0	0	33
 46. NICHOLAS MCPHERSON	6	3	9	4	3	1	1	1	2	0	0	48
 24. SAM MERRICK	9	3	12	8	0	6	0	0	5	5	0	66
 39. SAMUEL MACKINDER	9	8	17	9	2	1	0	0	4	2	0	58
 22. TRENT STOKOE	6	6	12	6	1	1	2	2	4	0	0	51
 1. TYLAH STOKOE	10	6	16	6	5	2	0	1	5	3	0	60