EFNL™

2023 ANNUAL REPORT

Contents

1 Mission Statement, Strategic Pillars and Core Values
2 Core Values
3 Team Listing
4 From the Chair
6 From the CEO
8 Football Operations
10 Junior Football
11 2023 Victorian Metro Development Series
12 Netball
14 Media
16 Umpiring
18 Trainers
19 Teams of the Year
22 Year in Review
26 Senior Ladders
28 Junior Ladders
31 Netball Ladders
32 Grand Final Results
34 Awards
37 Financials
48 Life Members
49 League Directory

Naming Rights Partner

EASTLAND

Major Community Partner

Bendigo Bank

Major Sponsors

BJS INSURANCE BROKERS
MEGT
carsales
DEAKIN UNIVERSITY AUSTRALIA
Yarra Valley Water

Support Sponsors and Suppliers

CARLTON DRAUGHT
CLUB CONNECT
CLUB WAREHOUSE
Coca-Cola
Elastoplast
FIRST AID
Flagworld
GENESIS The Fitness Club for EveryBody
GILBERT
Grayson's Gutter Guard
INTIX
Knox PRIVATE HOSPITAL by Healthscope
McLean Delmo Bentleys
METEC DRIVER TRAINING
OnTrack SPORTSWEAR
PROJECT GAP
rob dolan
SEDA COLLEGE VIC
SHERRIN KANGAROO BRAND
SWD SHERWOOD
SPORTSCOVER
SPORTLINES LINEMARKING & LOGOS
TOBIN BROTHERS FUNERALS
Victorian Responsible Gambling Foundation

Community Partners

BLUE RIBBON FOUNDATION
Breast Cancer Network Australia
Radio EASTERN FM 98.1
FIGHT MND IT TAKES PEOPLE
HAWKS
PREMIERDATA ANY TEAM ANY GAME ANY LEVEL
TAC

Mission Statement

THE EASTERN FOOTBALL NETBALL LEAGUE WILL EFFECTIVELY **PROMOTE** AND **FACILITATE** THE **PLAYING** AND **DEVELOPMENT** OF AUSTRALIAN FOOTBALL AND NETBALL FOR THE BENEFIT OF ALL PARTICIPANTS, AT ALL LEVELS THROUGHOUT THE EAST OF METROPOLITAN MELBOURNE

Strategic Pillars

CLUBS

PARTICIPATION

COMMUNITY AND PARTNERSHIPS

OPERATIONAL EXCELLENCE

FINANCIAL MANAGEMENT

Core Values

COMMUNITY

FAIRNESS

EXCELLENCE

INTEGRITY

RESPECT

Community

WE VALUE AND APPRECIATE ALL VOLUNTEERS IN THE LEAGUE

WE ENGAGE, DEVELOP AND PROMOTE SOCIAL PARTNERSHIPS WITH LEAGUE CHARITY PARTNERS

WE VALUE AND APPRECIATE THE POSITIVE CONTRIBUTION OUR CLUBS MAKE IN THE COMMUNITY

Fairness

WE TREAT ALL CLUBS AND COMPETITIONS EQUALLY AND GRADE TO INCREASE MATCH COMPETITIVENESS

WE STRIVE TO PROVIDE PARTICIPATION OPPORTUNITIES FOR ALL PLAYERS

WE MAKE DECISIONS BASED ON WHAT IS THE FAIREST AND MOST EQUITABLE OUTCOME FOR ALL STAKEHOLDERS

Excellence

WE SET AND DRIVE THE EXPECTATIONS AND STANDARDS OF THE LEAGUE

WE SHARE IDEAS, REVIEW BEST PRACTICE, INNOVATE AND EVOLVE TO CREATE EFFICIENCIES

WE PROVIDE A CONSISTENT AND PROFESSIONAL SERVICE THAT OFFERS SUPPORT AND GUIDANCE WHEN REQUIRED

Integrity

WE ARE OPEN, HONEST AND TRANSPARENT IN OUR DECISION MAKING WHILST RESPECTING CONFIDENTIALITY

WE PLAY BY AND ENFORCE THE RULES OF THE LEAGUE

WE PROACTIVELY DEAL WITH ISSUES IN A TIMELY MANNER

Respect

WE TREAT ALL PEOPLE WITH DIGNITY AND RESPECT

WE PROMOTE POSITIVE ENGAGEMENT BETWEEN PLAYERS, OFFICIALS, UMPIRES AND SPECTATORS

WE COMMUNICATE IN A POSITIVE AND RESPECTFUL MANNER



Team Listing

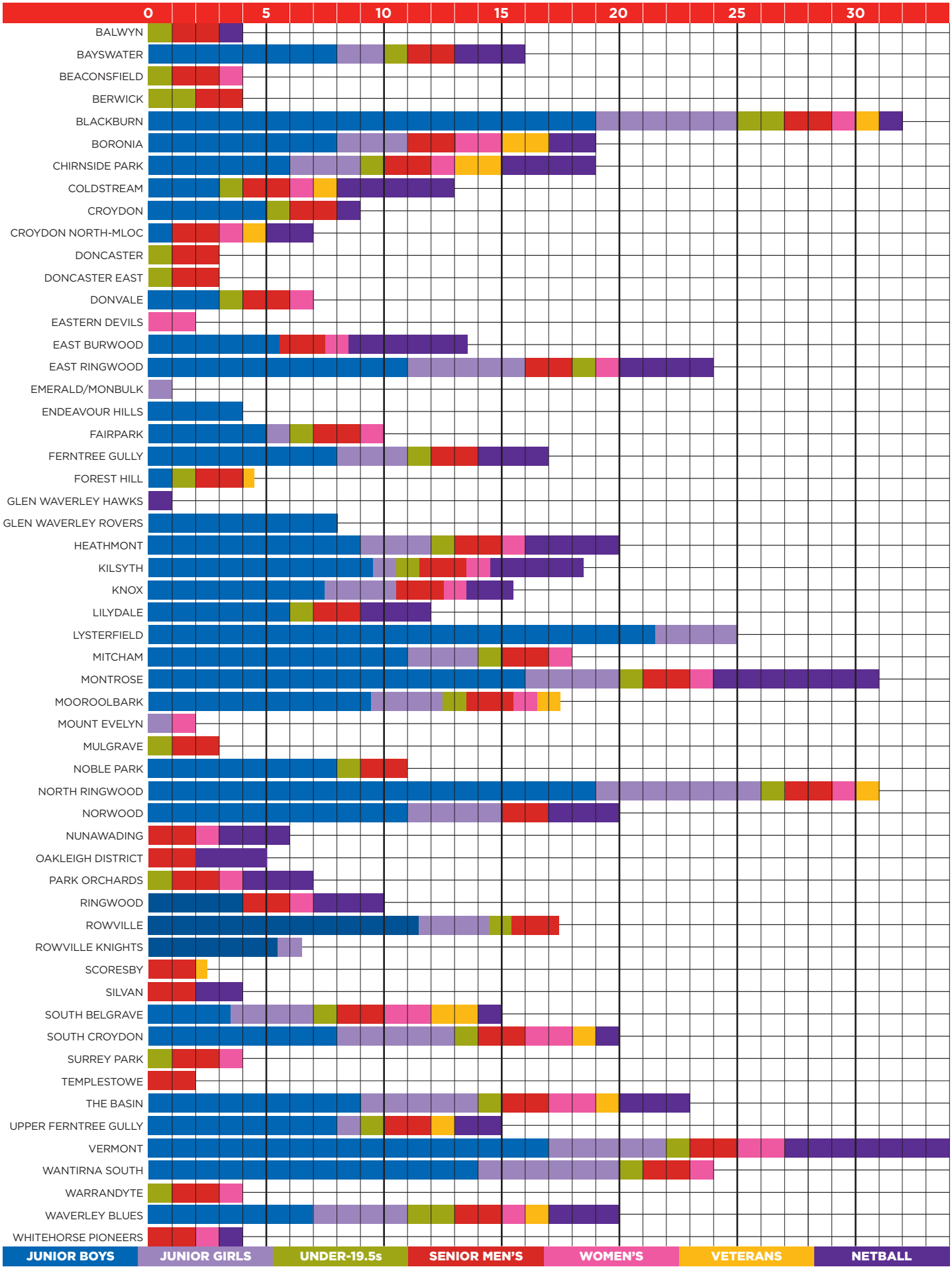

From the Chair

I AM PLEASED TO BE DELIVERING THE ANNUAL REPORT FOR THE EASTERN FOOTBALL NETBALL LEAGUE FOR 2023 AS MY FIRST YEAR AS CHAIR.

This season has been marked by remarkable success and growth across both our football and netball competitions, reaffirming our position as one of the largest and most successful community sporting leagues in the country.

I would like to extend my thanks to long term naming rights partner Eastland, for their unwavering support and continued investment in our league. Eastland's partnership with us extends until the end of 2025. We have conducted numerous activations this year with the finals fest and school holiday experience's being a highlight.

I also extend our appreciation to our major Sponsors, including BJS Insurance, Deakin University, Bendigo Bank, Yarra Valley Water, and carsales. In 2023, we welcomed a new major sponsor, MEGT, to our league. We are also thankful for the support of our other valued sponsors and community partners which are listed in the front of this report.

Congratulations to all the teams that clinched premierships this year in our football and netball competitions. The attendance and crowd behaviour were outstanding, and the support for our teams and participants was tremendous. Highlights were Rowville winning their maiden Premier Division flag and Surrey Park winning their first ever EFNL premiership. In Premier Division Senior Womens, Eastern Devils celebrated back to back premierships coming from behind in the final quarter to snatch the win by three points over SBL Wolves. East Ringwood went back to back in Bendigo Bank Division One netball defeating Croydon by 7 goals.

The EFNL has continued to strengthen relationships and increase awareness through key partnerships and activations throughout the season. Our partnerships with organizations such as TAC, Good Sports, ANZAC Day Appeal, Victorian Responsible Gambling Foundation, Blue Ribbon Foundation, METEC driver training, Breast Cancer Network Australia, Eastern Health, Fight MND and NAIDOC Week. We have continued to develop our partnership with the Hawthorn Football Club who have been pivotal in our community engagement efforts.

Our umpires play a significant role in our league, and we remain committed to supporting their endeavours and development. Our umpires continued to utilize the outstanding Springfield Pavilion along with the Eastern Football League Umpires Association (EFLUA). We also extend our thanks to outgoing President Maurice De Vincentis and his committee for their support of the league. We also thank Umpire Manager Scott Van Noordennen and Junior Field Umpire Head Coach Sean Clarke for their dedicated efforts in managing appointments for our umpires. The league was excited to welcome over 200 new umpires in 2023 to in excess of 600.

The league maintained its financial strength throughout the year, despite the increasing costs associated with running the league. We will report a small surplus, reflecting our commitment to fiscal responsibility and sustainability. This result rests on the ability to balance a small team and strict budget management. The investment with human resources must be enhanced to ensure the level of service is maintained in line with the growth of the league.

The EFNL Board is made up of diverse and highly skilled individuals who bring a vast array of skills to the league and drive the governance and management of the league. We have once again been served diligently by the Board in 2023.

I would like to express my gratitude to Graham Halbish for his exceptional service during his tenure as Chair. Graham led the league through numerous changes and advances, including the introduction of Women's football and netball leagues, the CCSP (Points and Salary Cap system), league expansion, competition restructuring, financial stability, and navigating the challenges posed by the COVID period. I would like to thank board member Tim Finemore for his tenure as Vice Chair, as he steps down. Kevin Smith has assumed the role of Vice Chair.

Board member Leon Bailey has remained the lead of our EFNL Junior committee, and the team once again played an integral supporting role to Junior Manager Paul Giannopoulos. The committee continued their outstanding efforts throughout the junior season.

Above from Top L-R, EFNL Board: Tim Finemore, Jo Allan, Bruce Atkinson, Leon Bailey, Graham Halbish, David Flintoff, Kevin Smith (Deputy Chair), Michelle Stamper, Cathy White.

Their dedication to maintaining professionalism and high standards on game days has been crucial in supporting our league.

A special thank you goes out to the hard-working EFNL team, under the leadership of CEO Jy Bond. Despite being a small team, they have consistently delivered exceptional results. Considering our competition's growth and planned future organic growth we have remained flat in this area. We plan to grow internal staff numbers in 2024 to continue to be able to provide value for our clubs.

I would also like to acknowledge the valuable contribution Paul Giannopoulos made to the EFNL. As Junior Football Manager he was often the first port for any interactions with the league. His dedication to the growth and increase in participation has been evident. His support of the overall business has not gone unnoticed. We thank Paul and wish him all the best as he departs for his new challenge.

I also want to extend our thanks to former CEO Troy Swainston for his dedicated service to the League and wish him the very best in his future endeavours.

As we conclude the year, we extend a sincere thank you to all the diligent committee members and volunteers at our clubs. I want to express my thanks to all those who have supported the EFNL throughout the year. Your support is the cornerstone to the success of your club and in turn the leagues delivery of high standards both on and off the field. I look forward to the continued strength and success of our league and the EFNL community in the 2024 football and netball seasons.

PAUL BARLOW
Chair
EFNL Board

From the CEO

THIS YEAR MARKED THE BEGINNING OF MY TENURE AS CEO, WITH THE PRIVILEGE OF MANAGING THIS GREAT COMPETITION, AND IT HAS BEEN A YEAR FILLED WITH PRIDE, AND SIGNIFICANT ACCOMPLISHMENTS.

With immense gratitude and enthusiasm, I reflect on my first year as CEO of EFNL, and I am humbled to have been entrusted with the responsibility of overseeing this great league. The dedication of our member clubs and EFNL staff has been evident throughout the year.

Over the past season, the league has continued to evolve, adapt, and embrace change, all while staying true to our core values and key pillars of our strategic plan - Clubs, Participation, Community and Partnerships, Operational Excellence and Financial Management.

I am incredibly proud of what we have accomplished during this time. We saw strong crowd numbers all season and significant growth in female participation across the league. We saw innovation with the first under-8 girls' competition in Australia and the introduction of the summer netball competition.

Pleasingly the league welcomed new corporate partners and cultivated new strategic partnerships in 2023. We will continue to expand our league again in 2024 with the inclusion of Beaconsfield Junior Football Club, ensuring the alignment with their senior club.

Moving forward into 2024, we will continue to prioritise innovation, sustainability, and excellence. We will look to grow and find new ways to add value to our members.

I am grateful for the trust and support of our EFNL board, in particular Chair Paul Barlow.

I would also like to acknowledge our outgoing Chair Graham Halbish, Vice Chair Tim Finemore, and welcome incoming Vice Chair Kevin Smith.

This year, our finals series welcomed warm weather and clear skies in turn we saw large crowds out supporting their teams. Congratulations to all winners across our divisions.

Our coverage of the finals and Grand Finals continued across our social platforms and live streams, as we celebrated those premiership and Grand Final teams. Our Media team also put together video packages for a few of the Grand Final sides in the lead-up to their matches. This included an insight into both Premier Grand Final teams Rowville and Vermont, which was presented at the Grand Final Lunch.

Social media platforms have again allowed us to continue the promotion of our league and deliver increased numbers of engagement and interaction over the season.

This year we incorporated drone footage at the Senior Men's Grand Final that was used before, during and after the games. Online streams had great numbers across all final's games, with the live broadcast of the Premier Division Grand Final between Rowville and Vermont receiving 25,000 views across YouTube and Facebook. More than 40,000 viewers tuned into the Senior Grand Finals including Men's, Women's, Reserves, Under 19.5's and Veterans.

Season 2023 saw our games conducted across Friday nights, Saturday, Saturday nights, Sundays with games held on Good Friday and ANZAC Day.

The Community Club Sustainability Policy (CCSP) has shown its value to the integrity of the competition with promoted teams being able to compete at the higher divisions instantly and constantly across the season. This was highlighted with East Ringwood spending several weeks on top of the Premier Division ladder after promotion from Division 1. The CCSP has continued to keep our club debtors low and allow clubs the ability to work within their means and reduce the burden on volunteers.

Senior Women's football in the east grows year on year with over 40 teams in 2023.

Our live coverage of the Deakin University Senior Women's competition continued again in season 2023. One game was streamed live every Saturday morning via our YouTube and Facebook pages.

This season also saw excellent growth in participation in the Junior girls and Senior women's competitions, with participation reaching a record-high with 185 senior teams, 400 junior team and 87 netball teams comprising more than 16,000 registered participants combined.

Congratulations to our four 300-game life members who were inducted this year - Grattan Stephens, James O'Sullivan, Daniel King and Scott Dimitriou.

The Junior league returned its largest team count since 2019, with 401 boys and girls teams fielded across 45 divisions. Junior participation numbers were up this season to 9,024 from 8,661 in 2022. Introducing the White Card into our junior competition saw 40 Stage 1, 4 Stage 2 and Stage 3 White Cards issued.

Girl's football continued to go from strength to strength, with a 10% increase in teams from 2022. The league was excited to introduce its inaugural Under 8 Girls competition in July 2023, with 39 girls entering the 4-week competition at Kings Park Reserve in Upper Ferntree Gully.

Non-competitive teams (Under 8's/9's and 10's) were up 5% from 2023 with 99 teams taking the field across 11 Divisions. Mixed and boy's teams also saw a 3% increase and are now back above pre-COVID numbers.

It was a highly competitive netball competition this season. It was terrific to see the hard work and dedication of our clubs and their coordinators coming through, growing from 71 teams in 2022 to 87 teams registered from 31 senior clubs.

We saw a total of 1484 registered players, an increase from 1226 registered players in season 2022.

Overall, the performance by our umpires in the 2023 Junior and Senior home & finals series was strong. We saw 90 umpires transition from junior umpiring to senior games in both men's and women's football competitions in field, boundary, and goal umpiring. With our junior umpires, of the 270 new umpires that registered for the 2023 season 250 (93%) umpired games in either junior, goal or boundary. We had a fill rate of 97% which is a testament to our umpiring department.

This season, on-field player behaviour has been outstanding, aside from a few high-profile incidents. Regrettably, we had an increase in poor off-field spectator behaviour with the prevalence of umpire abuse, that became evident across all levels of community sport. Moving ahead we will continue to prioritise umpire welfare and invest in education and awareness in this area.

I'd like to thank Maurice De Vincentis for his tenure as President of the EFLUA and wish him all the best as he departs the position. I welcome David Parker into the role and look forward to continuing the relationship between the EFNL and EFLUA.

As our competition continues to grow, the facilities must also grow to meet the needs. With our local councils continuing to be significant investors in sporting facilities, we will continue to work closely with them, the state and federal governments and AFL Victoria.

2024 will see the introduction of the Fair Access Policy with local government authorities that will mandate a level of requirement of female participation for community leagues to meet to ensure funding. This will be a large body of work to be conducted across the communities within the EFNL LGA'S.

Breaking new ground is another endeavour community leagues have undertaken with the AFL to deliver new playing fields to meet demand. The aim is to have these unused spaces developed to suit our growing game. The EFNL will work closely in this area to utilise any potential venues that can cater to our playing needs.

As a league, we pursue ways of innovating to assist our members and grow our core business. We continued to prioritise, sustainability, and excellence in our operations. In 2024 we will transition to a new administration platform called PLAYHQ to further enhance our efficiency and align with all other metro leagues. PLAYHQ is now at the stage where we are comfortable with the transition and its capabilities.

Our successful final series saw large crowd numbers and the EFNL was afforded an important revenue stream that allowed us to post a small surplus after significant operational expenditure for season 2023.

The League covers the cost of senior umpires throughout our finals series, which is a significant investment, and continued with our match-day footage and weekly live streaming of the match of the round and the finals series. We resisted the request to charge for our match day streaming and maintained live stream footage free of charge.

The cost of doing business has increased over the last 12 months. We are fortunate to have built up cash reserves over the years, and our balance at EOFY sees us at our strongest position with the conviction to take us through the summer periods and into the new year.

Projecting forward to 2024, we predict an increase to our insurance policy and again cost of running the business in line with growing industry costs and inflation. We will remain diligent in our budgeting to keep our member costs as flat as possible. Our ability to invest up-front in our policy depletes the balance considerably, however, allows the league to get a reduced premium for our clubs. We do however see an increase in costs in 2024 that some must be passed back to clubs.

We have been represented by a talented and high-performing staff again in 2023, with our small team who work over and above for the league and our members. We welcomed Administration Manager Kirsty Jamieson into our team, who has been an asset to the business and hit the ground running with her knowledge of club land and PlayHQ. Along with the new, we will see the departure of our Junior Football Manager Paul Giannopoulos. Paul's determination and work ethic facilitated the success of the junior competition. His tenure at the league saw an increase in junior teams to 400 in 2023, an improved and streamlined interleague program aligning with the pathway system and managing the girls under 8's competition.

I thank the EFNL team for their support and commitment throughout the year in providing our clubs with the highest level of service. The EFNL Board, Junior Committee, Umpires' Association, Trainers Association, Tribunal and League Investigators all continue to make significant contributions to the smooth running of the League.

Finally, thank you to all the wonderful volunteers and supporters across the EFNL. It has been great to reconnect with many of you and I am excited for what the future holds with this great league.

I wish everyone a safe and enjoyable off-season and a successful season in 2024.

JY BOND
Chief Executive Officer

Football Operations

THE EASTERN FOOTBALL NETBALL LEAGUE CONTINUES TO DELIVER HIGH QUALITY DIVISIONS ACROSS THE WIDE- RANGING COMPETITIONS IN BOTH THE MEN'S AND WOMEN'S SPACE. TEAM NUMBERS IN SENIOR COMPETITIONS GREW FOR THE 8TH CONSECUTIVE YEAR, TOTALLING 185, THANKS TO THE CONTINUED GROWTH IN FEMALE FOOTBALL.

DIVISION COMPETITIVENESS

The evenness across the majority of Senior Divisions was prevalent in season 2023, with our topflight Premier Men's and Premier Women's Divisions both boasting average margins under five goals for the season.

Division 1 Men's continues to showcase some of our most competitive football – 50% of games played finished with a winning margin under 25 points. This was reflected in the ladder as majority of teams battled it out for finals positions until the final rounds of the season.

For the first time since 2018, Division 4 Mens had an average margin of under 10 goals. The improvement of Nunawading and Croydon North MLOC, coupled with the even spread at the top end of the ladder ensured the closest Division 4 season in several years. By way of perspective – in 2019, 28 games in Division 4 were won by 100+ points, in 2023 just eight games fell over the 15-goal marker.

Average Margin – Senior Men

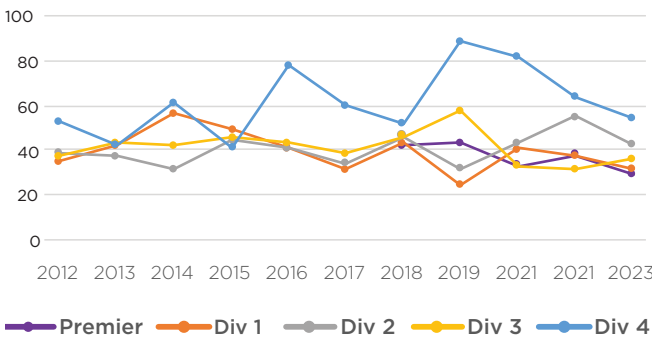

Grading in the Division 3 and 4 Divisions in Senior Women provided a greater scope of competition leading to a tight tussle for finals spots particularly in Division 4 (average margin of 22 points).

Despite a couple of front runners in our Senior Women's Divisions competitiveness was still evident with 54% of Premier Division games falling under the four-goal mark. A quarter of games in Division 1 and 2 were decided by less than 25 points with the average margin in these Divisions around the 30 point mark.

PROMOTED SIDES PLAYING FINALS

The benefits of the implementation of the Community Club Sustainability Policy were on show in 2023. The cap on player points and in particular player payments once again led to an increase in competitiveness within Divisions.

All four promoted (2022) Premiers in Senior Men's football played finals in 2023 – notably East Ringwood in their first foray back in the topflight held down a top two position for most of the season.

South Belgrave proved they were a force to be reckoned with as they completed a home and away season without defeat. Since the start of the 2019 season, the Saints have won 89% of matches including two Senior Premierships – a truly enviable record.

Unfortunately for the Saints they were confronted on Grand Final Day by a rampaging Mitcham side who willed themselves over the line to claim the Division 1 Premiership.

Waverley Blues continued their progression into Division 2, fast becoming a challenger to the title. Unfortunately, their finals campaign saw them edged out by more experienced opposition in the first two weeks of the finals.

After claiming the Division 4 title in 2022, Silvan finished their season a kick away from a Preliminary Final, falling agonisingly short to Oakleigh District in the First Semi Final.

NEW WOMENS TEAMS

Senior Women's football in the East grows year on year.

With the return of Waverley Blues and the inclusion of Warrandyte and Wantirna South numbers jumped to over 40 teams for the first time. Couple this with the increase at both the bottom end – Junior girls, and the top end – Veterans Women's and the pathway is coming together for females to transition through our competitions.

The inclusion of Boronia and eventual Premiers South Belgrave into the Veterans Women's competition saw the team numbers grow to five. By way of context there are currently 13 Women's 35+ teams in Victoria – 40% of which are fielded in our competition.

YEAR	SENIOR WOMEN'S TEAMS ENTERED
2017	9
2018	18
2019	26
2021	31
2022	39
2023	42

SEASON REVIEW

- The Premier Division Mens season kicked off with the traditional Balwyn v Blackburn Good Friday game with the Tigers taking the opening round honours. Newly promoted East Ringwood unfurled their flag under lights against South Croydon with the Bulldogs victorious in a tight one.
- Eastern Devils hosted South Croydon as they unfurled their first Premier Division Premiership in the EFNL – The Devils went on to make it back-to-back in 2023.
- Grading in Senior Women's Division 3 and 4 occurred over the first month of the season allowing for the league to gauge the skill level of the new entrants into the competition and place them accordingly.
- 23 matches in Senior Men's and Senior Women's competitions were hosted in twilight or night time slots showing that the appetite for night football is growing.
- Of the 270+ Senior Women's Matches played in 2023, more than 85% were played in the 8:50am or 10:40am timeslots a far cry from the erratic scheduling of previous seasons.
- Senior Women's Finals were once again well attended culminating in Grand Final day hosted by Heathmont and North Ringwood. Seven Premiers were crowned across both venues including the BJS Men's Veterans and Women's Veterans.
- Eastern Devils made it back-to-back whilst Boronia claimed the Division 1 title. East Ringwood cruised to the flag in Division 2. Kilsyth took the honours in Division 3 Womens and Mooroolbark claimed the Premiership in emphatic style in Division 4.
- The league once again partnered with INTIX to manage Senior Men's finals ticketing allowing for card entry to be taken at all venues.
- Following a high calibre, well attended finals series – Surrey Park, Donvale, Boronia, Mitcham, and Rowville took out the Senior Men's Premierships. The latter becoming the first club in the leagues history to claim a Senior Premiership in all five Divisions.

CONGRATULATIONS

Premiership success is no easy feat – to those teams that claimed the ultimate prize in 2023, a heartfelt congratulations.

To those rewarded for their individual efforts, recognized by way of our Competitions Awards – well done on your incredible seasons.

THANK YOU

The league wouldn't be what it is without the volunteers that work tirelessly to run our clubs and the players that take to the field every week – it's not surprising the league continues to be the envy of many.

By extension our extraordinary strong umpiring group continues to go from strength to strength guided by the enormous efforts of Scott and Sean.

To the league support staff, tribunal panel members, match review and finals staff – a huge thanks for all your hard work and dedication to the league.

As a league the administration team remains committed to improving the competition, even with a significant changeover in the past few years the product we provide continues to improve. Thanks to Jy, Dean, Kirsty, Paul, Scott, Ryan and Alice for all your support and assistance this season.

DYSON BAKER
General Manager
– Football Operations

Junior Football

2023 A YEAR OF GROWTH

The league returned its largest team count since 2019 with 401 boys and girls junior teams fielded across 45 divisions. Junior participation numbers were up this season to 9,024 from 8,661 in 2022.

Girls football continued to go from strength to strength with a 10% increase on teams from the 2022 season. The league was excited to introduce its inaugural Under 8 Girls competition in July 2023. Thirty nine girls entered the 4-week competition which was played at Kings Park Reserve – Upper Ferntree Gully.

Mixed and boy's teams also saw a 3% increase and are now back above pre covid numbers.

Non-competitive teams (Under 8's/9's and 10's) were also up 5% on 2022 with 99 teams taking the field across 11 Divisions. This increase saw the introduction of a third centralized Under 8 venue at Kimberley Reserve - Chirnside Park.

The league's Junior Representative Academy also continues to grow with 6 sides competing in the AFL Victoria Junior Development Series. The league added a second Under 15 Girls team in 2023 which competed in Division Two of the series.

The 2023 Junior Academy began in February with an AFL style testing day completed by new EFNL Academy partners Project Gap.

The league held internal trial matches hosted by Eastern Ranges. Full trial matches were then held against Northern Football Netball League in the April school holidays at Wally Tew Oval, Ferntree Gully.

The Hawthorn Football Club continued its strong support of the EFNL Junior Academy, not only supporting the league with on-field football jumpers but also hosting the representatives for both a training day and jumper presentation night.

The AFL Victoria Development series was a fantastic success in 2023 with both Under 15 Girls teams remaining undefeated. The Under 14 Division 1 boys also went undefeated in their three games. Overall, the EFNL completed the series with 13 wins out of the 18 games played.

The Academy coaches were once again superbly headed up by Wayne Judge. Thank you to the entire 2023 coaching panel Wayne Judge (14 Div. 1) Greg Walker (14 Div.2) , Dean Jones (15 Div. 1), Rhian Greaves (15 Div.2), Julian Cosgrave (15 Girls Div. 1), Michelle Willams and Rhonda McMillian (15 Girls Div.2).

The EFNL Junior Finals Series began in late July with 18 clubs hosting finals, many for their clubs first time. In a great sign of the competitiveness of the junior competition, 35 of the leagues 39 clubs were represented in week 1 of the final series.

EFNL Junior Grand Final Day was held on August 13th, 2023, with 10 host venues conducting 37 Grand Finals. 24 of the 39 clubs competing in the EFNL junior season had Grand final representation. Seventeen different clubs claimed a premiership on the day.

I would like to congratulate all clubs and host venues on a massive 2023 finals series which saw huge crowds and great football.

In 2023 we saw the return of the EFNL Under 7 Series. This is a joint initiative with AFL Victoria aimed at easing the transition of Auskick participants to EFNL Under 8 football in 2024. The series was this year conducted at Kings Park, Upper Ferntree Gully over a 4-week period beginning in late July.

The Under 7's competition grew to 42 teams in 2023 with nearly 450 Under 7 participants registered to play in the 4-week carnival. It was great to see the series well supported by EFNL Junior clubs, with teams attired in their future club colours.

Thank you to Upper Ferntree Gully Football Club for hosting the league and the large crowds that assembled over the 4 weeks. Thank you also to Kodey Logan and Alice Hansen from AFL Victoria for their support in coordinating the large event.

EFNL Junior Presentation Night was once again held at The Crossways, East Burwood. Nearly 1000 players, officials and families were in attendance to celebrate the 2023 Junior season.

The night was a huge success with 4000 live streaming the event at home. Ryan Long EFNL Media Manager hosted the evening and did a wonderful job.

Ringwood Junior Football Club was awarded the prestigious Gordon Parker Best Conducted Club for 2023 which was accepted by Laura Simpkin, President. The Club has been an amazing story of resilience and were deserving winners of the 2023 award. The league congratulates the other 3 finalists of the award - Rowville Knights, East Ringwood and Coldstream who also had great seasons.

I would like to thank Sean Clarke and Scott Van Noordennen for the huge amount of work they did with the 343 EFNL Junior Umpires in 2023. The league was excited to welcome 230 new umpires to the game in 2023 and with the brilliant work Scott and Sean are doing, we look forward to their development in 2024 and beyond.

Lastly a huge thank you to all club volunteers and officials. The league and I are extremely grateful to have such wonderful support from our clubs. The game does not go ahead without all the work that you do in getting your teams on the ground. We look forward to seeing you all back again for a great 2024 season.

PAUL GIANNOPOULOS
Junior Football Manager

2023 Victorian Metro Development Series

UNDER 15 BOYS DIVISION 1

Coach: Dean Jones

EFNL v South Metro Junior Football League

EFNL	8.4 (52)	def by	SMJFL	9.6 (60)

Best on Ground: Jordan Knapp

EFNL v Western Region Football League

EFNL	11.10 (76)	def	WRFL	6.5 (41)

Best on Ground: Max McCardle

EFNL v Yarra Junior Football League

EFNL	3.19 (28)	def by	YJFL	10.11 (71)

Best on Ground: Ryan Smirk

Back Row: Simon Pickford (Runner), Dean Jones (Coach), Josh McLaren, Benjamin Plut, Sam Devers (Vice Captain), Jamil Smyth-Seka, Luke Ivanovic, Oliver Witte, Beau Garrett, Wil Waller, Harry Ryan, Myles Reynders, Ryan McConnell, James Watt, Cooper Gill, Anthony Tartaglia, Henry Healy, Daniel Den Braber (Assistant Coach) **Front Row:** Baxter Alcock, Ashton Chambers, Charlie Hanley, Ky Den Braber, Jacksyn Fitzsimons, Jaiggah Perger-Jude, Ryan Smirk (Deputy Vice Captain), Jordan Knapp (Captain), Jack Campbell, Max Bartlett & Max McArdle

UNDER 15 BOYS DIVISION 2

Coach: Rhian Greaves

EFNL v South Metro Junior Football League

EFNL	6.5 (41)	def by	SMJFL	6.7 (43)

Best on Ground: Elijah Smith

EFNL v Riddell District Football League

EFNL	12.15 (87)	def	RDFL	3.4 (22)

Best on Ground: Levi Prismall

EFNL v Essendon District Football League

EFNL	14.21 (105)	def	EDFL	4.4 (28)

Best on Ground: Hugh Gionfriddo

Back Row: Lachlan Roll, Rhian Greaves (Coach), Keaton Dunn (Emergency), Chris Negrepontis, Bryn Ballagh, Tahj Garrity, Noah Occhipinti, Cayden Wood, Archie Dewer, Mitchell Moore, Matthew Muradyan, Hunter Elliot-Webster, Hugh Gionfriddo, Levi Prismall (Captain), Elijah Smith (Vice Captain), Luca Nunziante, Ryder Pierce (Emergency), Adrian Gillam (Assistant Coach) **Front Row:** Hunter Easton, Ruben Miller, Thomas Bower, Harvey Johnston, Charlie Moore, Liam Dalgleish, Archer Gillam, Luke Scott, Jordan Jacobs, Mitch Gillan, Kyan Harper & Noah Balica (Emergency) **Absent:** Charlie Watts

UNDER 15 GIRLS DIVISION 1

Coaches: Julian Cosgrave

EFNL v South Metro Junior Football League

EFNL	7.9 (51)	def	SMJFL	3.5 (23)

Best on Ground: Sophia Green

EFNL v Western Region Football League

EFNL	12.13 (85)	def	WRFL	1.1 (7)

Best on Ground: Jessica Cheevers

EFNL v Yarra Junior Football League

EFNL	8.8 (56)	def	YJFL	1.1 (7)

Best on Ground: Lara Williams

Back Row: Bridie Neale, Scout Semple, Andrea McDermott (Trainer), Mike Rudolph (Head Trainer), Amber McDermott, Penny Weston, Jessica Cheevers, Zoe O'Dwyer, Sophia Green, Maeve Gill, Ellie Busch, Poppy Stainthorpe, Lara Williams, Zarah Markby, Billie McCulloch, Marleigh Ingram, Lucy Prendergast, Alira Barnard, Camille Prendergast (Team Manager), Dragana Hindson (Trainer), Ian Semple (Runner), Jarryd Cursio (Sports Science) **Front Row:** Areeb Hassan (Assistant Coach), Gifana Hassan (Assistant Coach), Julian Cosgrave (Coach), Alexandra Oldaker, Sienna Hunter, Chelsea Nunn, Sienna Landy, Molly Mehegan-Roderick, Kodie Daniels, Sierra James, Matilda Hindson, Imogen Firth **Absent:** Lily Exton

UNDER 15 GIRLS DIVISION 2

Coaches: Rhonda McMillan & Michelle Williams

EFNL v South Metro Junior Football League

EFNL	10.10 (70)	def	SMJFL	2.5 (17)

Best on Ground: Kate Bourke

EFNL v Riddell District Football League

EFNL	24.18 (162)	def	RDFL	0.0 (0)

Best on Ground: Charlotte Fairbairn

EFNL v Yarra Junior Football League

EFNL	6.5 (41)	def	YJFL	5.7 (37)

Best on Ground: Janlyn Murphy

Back Row: Will Goulding (Team Manager), Mat Schultz (Runner), Rhonda McMillan (Coach), Molly Baker, Janlyn Murphy, Sage Polglaze, Hannah Stuart, Kate Bourke, Lucy Roach, Emma Freyer, Molly Brauer, Isabella Campbell, Isabelle Nealy (Captain), Matilda Govic, Rebecca Jones, Hannah Ryan, Maddison Hill, Troy Fairbairn (Assistant Coach), Lyla Rowe, Lisa Baker (Trainer), Mike Rudolph (Head Trainer) **Front Row:** Coco Dastolto (Captain), Jazmin Hartman-Thompson, Jenny Sawyers, Charlotte Fairbairn, Shaylee Gauci-Fraser, Lyla Matthews, Eliza McConnell, Olyvia Schultz, Grace To, Mackenzie Ackland, Perri Goulding, Michelle Williams (Coach)

UNDER 14 BOYS DIVISION 1

Coach: Wayne Judge

EFNL v South Metro Junior Football League

EFNL	8.8 (56)	def	SMJFL	6.3 (39)

Best on Ground: Joshua Djordevic

EFNL v Western Region Football League

EFNL	14.10 (94)	def	WRFL	4.9 (33)

Best on Ground: Ethan Woodcock

EFNL v Yarra Junior Football League

EFNL	11.7 (73)	def	YJFL	3.5 (23)

Best on Ground: Baxter Sruk

Back Row: Jason Ham (Runner), Jack Sudomirski, Jett Flower, Caiden Moran, Harlow Munt, Liam Wooles, Jack Zammit, Corey Ah-Mu, Charlie Cruse, Joshua Dakic, Murphy Quinn, Ryder Ham, Chandler Siegle, Mason Mastromanno, Kostas Makris, Antonio Ostovich, Jacob Bugler, Matthew Krawczyk (Assistant Coach), Warren Cruse (Team Manager) **Middle Row:** Baxter Sruk, Josh Buratti, Jacob Hansen, Bryce McMillan, Josh Djordevic, Benjamin Mason, Romeo Cuberes, Ethan Woodcock & Thomas Krawczyk **Front Row:** Zac Caratelli **Absent:** Wayne Judge (Coach)

UNDER 14 BOYS DIVISION 2

Coach: Greg Walker

EFNL v South Metro Junior Football League

EFNL	4.2 (26)	def by	SMJFL	10.10 (70)

Best on Ground: Ethan Brown

EFNL v Riddell District Football League

EFNL	6.5 (41)	def by	WRFL	8.20 (68)

Best on Ground: Roman Bentley

EFNL v Essendon District Football League

EFNL	17.10 (112)	def	EDFL	8.7 (43)

Best on Ground: Ryder Brown

Back Row: Jess Grace (Runner), Reegan Shafter, Jess Foster, Troy Casey, Fletcher Lamb (Captain), Roman Bentley, Harry Brisbane, Archie Garbuio, Ryder Ellis, Riley Bookluck, Hamish Mannix, Kai Fernando, Benjamin Hogan, Greg Walker (Coach), Ryder Brown (Captain), Austin Ryall, Jonathan Marraffa, Richard Vikic (Assistant Coach), Ethan Brown, Mitchell Betts, Jarryd Cursio (Physio), Mick Hanna, (Team Manager) **Front Row:** Cooper Coverdale, Billy Parsons, Sullivan Hanna, Kallan Garrity, Gianluca Vescio, Louie Oglethorpe, Charlie Venter & Riley Bickford **Absent:** Jackson Buckingham

Photography provided by Field of View Sports Photography.

Netball

THE 2023 EFNL NETBALL SEASON SAW NINE DIFFERENT CLUBS BECOME PREMIERS!

It was a highly competitive Netball competition this season. It was terrific to see the hard work and dedication of our clubs and their coordinators coming through, growing from 71 teams in 2022 to 87 teams registered from 31 senior clubs. We saw a total of 1484 registered players, an increase from 1226 registered players in season 2022. The competition welcomed Bayswater to the competition for the first time with an impressive 3 teams and the return of Blackburn and Norwood following a small break. Each of our 9 divisions provided all teams and clubs the opportunity for success.

We are excited to commence our first ever summer competition this year to be held at Pinks Reserve, Kilsyth, which sees 25 teams registered from 14 clubs.

VENUE PROCUREMENT

The league secured four high quality venues this season, with the return of Knox Regional Netball Centre with their newly built two courts:

- Waverley Netball Centre
- Knox Regional Netball Centre
- HE Parker Netball Complex
- Oxley College Stadium

For 2024, we have secured 4 exceptional venues, including the newly refurbished indoor courts in the existing stadium at Knox Regional Netball Centre, providing 4 fully operational courts.

This will allow our competition to continue to expand and through our continued engagement and management of these venues, we look forward to witnessing our netball competition grow from strength to strength, offering further opportunities for our players, clubs, and volunteers.

SPONSORSHIP

EFNL is thankful for the wonderful support we have for our netball competition. We extend our sincere thanks and appreciation to the following sponsors:

- **Bendigo Bank** remains our major netball sponsor, with competition naming rights.
- **Gilbert Netball** have confirmed their continuing support through to at least the end of 2024.
- **Eastland and Bevilles Jewellery** continued with their support, providing further incentives for our competition and those involved.

COMPETITION REVIEW

Division 1 was highly competitive again this season, with Vermont and Coldstream being elevated following a strong 2022 season. Croydon had another fantastic season, becoming minor premiers, however it was East Ringwood who progressed straight through to the Grand Final after defeating Croydon by just 1 goal. East Burwood Black were tough to beat all season, but it was the minor premiers who secured their spot in the Grand Final. The Grand Final certainly didn't disappoint. Competitive right to the end, East Ringwood achieved back-to-back Premierships.

Division 2 was hotly contested from the get-go and welcomed the return of Blackburn to the competition. Coldstream and Oakleigh District looked to be the two sides to beat, however Croydon North MLOC, Knox Falcons and 2022 Division 3 premiers East Ringwood continued to be challenging contenders. The finals series didn't disappoint, with margins remaining under 10 goals. Minor premiers Coldstream had a shaky start to the final's series, losing to Oakleigh District in the semi-finals. They came back strong to defeat Knox and secure their place in the Grand Final where they became 2023 Division 2 premiers.

The Division 3 finals series saw Heathmont White, minor premiers, continue their dominance of the season. Lilydale also had a terrific season, finishing second and the only side to defeat Heathmont White during the home and away season. Unfortunately, Lilydale couldn't break through Heathmont's clinical performance in the Grand Final, losing to Heathmont by 18 goals.

Division 4 had a formidable top 5, with Montrose, Oakleigh District and Kilsyth only separated by a few percent. The finals series provided a great opportunity for all teams, but it was Vermont who went back-to-back by defeating a strong Montrose team by only 4 goals.

Division 5 was another hotly contested season, with only a few wins separating the top 4 teams. Park Orchards who had a successful season started the finals series strong, defeating Balwyn to progress to the Preliminary Finals. They would meet minor premiers Silvan, who had a shock loss during the semi-finals.

Determined to make up for this, Silvan, who were strongly challenged by Park Orchards, narrowly secured their place in the Grand Final where they would become premiers.

In Division 6 the strongest four sides were Glen Waverley, Chirnside Park, East Ringwood and Vermont. It was difficult to separate these teams, and finals were again a tight contest. Minor premiers Glen Waverley progressed straight through to the Grand Final where they versed Chirnside Park who played 2 challenging matches to secure their place. In another close Grand Final match, Glen Waverley continued to play consistently in all 4 quarters to defeat Chirnside Park by 8 goals.

Division 7 saw several close contests, with an equal finish for top spot decided by percentage. Waverley Blues and Montrose had a close first match in finals, decided by only 2 goals. Waverley Blues played an exceptional match in the Preliminary finals to defeat a confident Coldstream side following their convincing win in the semifinal. Waverley and Montrose would both meet again in the Grand Final, but it was Waverley Blues who shot the winning goal in the last 3 seconds of the match to become Division 7 premiers.

Division 8 was highly competitive from Round 1, seeing the top 4 sides separated by just 2 wins. Montrose caused an upset in the Semi Finals, defeating minor Premiers The Basin to progress straight through to the Grand Final. Waverley Blues continued their winning momentum, defeating The Basin in the Preliminary Finals by just 2 goals. Their winning streak unfortunately came to an end, with Montrose defeating them by 15 goals in the Grand Final.

Division 9 had a strong top 4, with Norwood Gold quickly becoming the side to beat. They finished minor premiers, only suffering one loss for the season. Their strong connection on court continued throughout the final's series, however Chirnside Park, having finished 3rd and defeating 2nd placed Montrose in the Preliminary Finals, who played exceptionally during the Grand Final. The match went goal for goal, but it was Norwood who held on to win by the narrowest of margins, 1 goal to become premiers in their return to the competition.

INDIVIDUAL WINNERS

The league's presentation night was held in September, where our netballers were recognised for their achievements. Awards included Best & Fairest, Leading Goal Shooter and Team of the Year, highlighted on social media and on the night. Congratulations to our Division 1 – 9 Best & Fairest award winners, Emily Salmon (East Ringwood), Jessica Ford (Coldstream), Tyler Drummond (Lilydale), Amber Kendrick (Oakleigh District), Lauren Hussey (Chirnside Park), Alyssa Newey (Glen Waverley), Lauren Beaton (Coldstream), Emily Thomson (Norwood) and Samantha Olsen (Norwood). We extend further congratulations to leading goal shooters Rylee Hamilton (East Burwood), Jessica Ford (Coldstream), Zoe Abbruzzese (Lilydale), Kellie Phillips (Vermont), Ashlyn Bear (Vermont), Tayla Ferguson (Chirnside Park), Tamara Hutson (Montrose), Leah Haag (Norwood) & Madisen Werkmuller (Norwood).

SPECIAL MENTIONS

We extend our thanks to Umpire Manager Raechel Richards for her hard work this season. Across 4 venues and 43 games per night, Raechel ensured all umpires were appropriately allocated each week and provided support and leadership to our umpire mentors Jennifer Madden, Michelle Johnson and Karen Bennett. Without Raechel and our mentor's guidance and support to our clubs and players, we wouldn't have the successful competition we see today. The league was pleased to see 2 of our netball umpires being awarded their badges this season. Congratulations to Gabriella Linton and Chloe Pinwill who were awarded their C badge. We look forward to seeing all our umpires continue to grow and thank them all for their efforts in season 2023.

A special thank you to our wonderful venue managers Stephanie Missos, Felicity Laub, Karin Sansom, Tracey Helman, Cory Roberts and Staci Ball for all their hard work each Friday night to ensure our competition ran smoothly.

Last but certainly not least, thank you to our netball clubs, their coordinators, players, team managers, and supporters for what has been another successful year.
We look forward to seeing our competition grow from strength-to-strength in season 2024!

ALICE COOK
Netball & Administration Coordinator

Media

THE 2023 EASTERN FOOTBALL NETBALL LEAGUE SEASON SAW THE CONTINUED DEVELOPMENT AND EXPOSURE OF OUR LEAGUE FROM A MEDIA PERSPECTIVE.

Footy returned home in 2023, with the return of Radio Eastern 98.1FM's live coverage on Saturdays. The return strengthened the connection between the league and the broader community.

EFNL Match of the Rounds had an increase in viewers this year on both our Facebook and YouTube live streams of the weekly games. The league covered a senior men's match every Saturday, as well as the occasional Sunday game and marquee matches such as the Good Friday and Anzac Day clashes.

With a priority of covering as many different teams as we could, we made some excellent ground on this in 2023. For the first time, the media van made its way down to Princes Highway Reserve to cover Oakleigh District in a Division 3 Match of the Round. Other clubs such as Bayswater, North Ringwood, Scoresby and Fairpark had their first taste of live coverage since 2019.

Our live coverage of the Deakin University Senior Women's competition continued again in season 2023. One game was streamed live every Saturday morning via our YouTube and Facebook pages. The coverage took on a couple of new levels, introducing a boundary rider for those senior women's games as well as pre-game and post-game interviews from both coaches and players.

Covering many senior womens sides for the first ever time, season highlights included a trip to Mount Waverley Reserve for the return of the Waverley Blues in the Deakin University senior women's competition, as well as covering Wantirna South in their first-ever season.

Over the course of the 2023 Finals Series, the league covered ten senior Grand Finals, five reserves Grand Finals, five Under 19.5 Grand Finals, two veterans Grand Finals and an overall total of 28 finals covered across August and September.

The Premier Division Grand Final between Rowville and Vermont at Bayswater Oval had over 23,000 tune in on our Facebook and YouTube streams.

Via LKLM Media, who work tirelessly each week alongside Sportscast Australia to produce footage for all senior men's games, the finals series saw the introduction of drone footage. Across the Grand Finals, we had some fantastic footage from the drone, capturing moments within the game as well as the end-of-game celebrations. It helped assist in bringing the fantastic atmosphere that we had from each Grand Final to your living room screens at home.

This year, there was another big push to increase the quality of our work on the EFNL social media pages. Part of that was focused on our graphics, including Match of the Round promotion, Grand Final edits and general weekly posts to engage with followers.

Throughout the season, we saw significant reach and promotion of the league across our major platforms. We reached over 22.4 million people on Facebook and Instagram. The EFNL Website also had major traction, reaching 27 million people. Monthly website traffic to the website was an average of 3.8 million this year.

In the second half of 2023, we added to our weekly coverage on our social platforms through video interviews with players and coaches on multiple different aspects of the league. This included coverage across NAIDOC week with multiple clubs wearing Indigenous designed jumpers.

Whitehorse FNC welcomed us to their facilities to introduce their designed jumper that was worn by both the senior men and women sides during NAIDOC week.

We were also fortunate enough to sit down with Jamie Bennell from Norwood and Brayden Kilpatrick from South Croydon to hear what the jumper and the round meant to them. The annual clash between the two sides was showcased in our Match of the Round for the second year running, held at Cheong Park for the first time.

Clubs have been very welcoming to the members of the media team, allowing us to come down to training sessions and granting access to players for interviews. We'd like to thank those clubs for their participation throughout the year and we look forward to producing similar content again in the 2024 season.

This season, we also teamed up with Limitless Digital, who assisted throughout the finals series to put together social media graphics and tiles for the Team of the Year and league best and fairest awards, presented at Chandler Medal.

There are many people involved behind the scenes, each and every week that do a fantastic job. Without them, it would be impossible for me to do my job and they should be extremely proud of what they have achieved time and time again.

Firstly, to LKLM Media, taking on the audio as well as the camera work of not just the weekly Saturday matches, but presentation nights as well as everything that is involved with Grand Final weeks.

A big thanks to our volunteer members of the Media Team in 2023. Thank you to Jayden Adolph, Ray Baird, Jared Beanland, Brett Beston, Wayne Brasher, Trent Callen, Gavin Casey, Matt Fotia, Kate Green, Leigh Green, Megan Green, Scott Hardie, Davis Harrigan, Paul Iaucone, Christopher Kourtis, Matt Lee, Dylan Smith, Blake Tennant, Jono Venn, Josh Ward and Steve White for all the hard work, providing fantastic coverage across season 2023.

A final thank you to the EFNL staff for welcoming me into the role this year and assisting me every step of the way.

RYAN LONG
EFNL Media Manager



Umpiring

In season 2023 we embarked on an extensive recruitment campaign to not only draw new people to the game, but to also bring back those that may have stepped out for a few seasons. Our goal this year was to grow our overall numbers so that we can start to rebuild our pathway programs and advance people in our game as umpires.

This year saw 260 new people join umpiring, by far the largest recruitment numbers I have seen in my time and this took our total for the first time to be above 600 registered umpires in a season. This was achieved by a strong league marketing campaign combined with great junior football club support to promote the recruitment message. We then delivered regular structured coaching sessions and programs and followed up with consistent feedback via match day observations and communication.

The results for the season around appointment fill rates mean't that in our junior games we managed to fill 97% of the games with their allotted umpire requirements. This is an amazing outcome as we all know it can be a challenge to have everybody available each week. Sean Clarke (Junior Umpires Head Coach) and his team have done a fabulous job this year to achieve this result.

This season we have seen around 90 umpires transition from Sunday junior umpiring to our Seniors on Saturdays in both our Men's and Women's football competitions in either field, boundary, or goal umpiring.

Whilst our numbers increased, we still have, like many clubs, challenges around availability. A number of umpires double up or just do extra games to make sure that a game of football goes ahead.

Overall, the performance by our umpires in the 2023 Junior / Senior home and finals series was strong. The finals series saw a great mix of youth and senior appointments to finals games, and they all performed well. As we move to be more predictable amongst each other as umpires, we will see the team aspect grow and give us a higher and more consistent level of umpiring in the EFNL.

I would like to thank our senior coaching team in Bruce Onken, Nathan McDonald and Katrina Stopinski, the boundary coaching team in Des Seaton, Trevor Finch and Pieter Van Pinxteren and the goal coaching team in Peter Baldry and Warren Sidebottom for their support in coaching and providing feedback to the umpires throughout the season. Our coaching numbers increased, and this has certainly contributed to the development and growth of the entire umpiring group.

Our junior program, under the guidance of Sean Clarke with the assistance of Graeme Meredith and Gerard Bolton and the inclusion of three new assistant coaches in Brodie Renshaw, Liv Heinen and Jordan Kennedy, continues to produce quality young umpires who will eventually step up into Seniors when Sean Clarke thinks they are ready.

The task of filling over 360 appointments each Sunday is huge and very rarely was there a game that didn't have at least one field umpire, so this is a mighty effort and cannot be understated.

Thanks to our Fitness Trainer Mal Cree for providing training programs during pre- and in-season training and to both Chris Edwards & Brad Pulley in supporting Mal in his role. Also thank you to our First Aid Trainer - Bobby Collins for attending to the many umpires who saw him at training and throughout the Finals Series to get treatment for niggling and for some, chronic injury concerns.

Thank you to the entire umpiring group (field, boundary, goal) for their commitment, dedication and passion during the season. Also thanks to all umpires for their willingness to step up during the tough periods, doing double ups where necessary and helping the Juniors on a Sunday when desperate and down on numbers.

A big thank you to the EFLUA President Maurice De Vincentis and his committee for the great work they have done in 2023.

To the league CEO Jy Bond and the EFNL staff - Dyson, Kirsty, Dean, Paul, Alice and Ryan for their support and assistance along the way. It's only a small team looking after such a big competition, but they work hard during the footy season with little down time to ensure the competitions are run professionally.

SCOTT VAN NOORDENNEN
Umpire Operations Manager

Trainers

As another busy season wraps up, I look back on the Eastern Football League Trainers Association season 2023, thankful that we have managed to achieve most of what we set out to do, with minimal impact from COVID compared with recent years (I appreciate this may not have been the case for some of you).

Our 9-member Committee worked hard through the pre-season. Some highlights for the year include a successful season launch with many familiar and some new faces; the simplified payments direct from clubs via the EFNL; facilitation of numerous PD sessions including basic and advanced taping, a concussion information night (with over 100 attendees); and a well-attended sports injury night at Knox Private Hospital.

Congratulations to our award winners and new life members:

Life Member:
Georgia Davis – Ringwood
Chrys Abraham – The Basin
Trainer of the Year: Sponsored by Club Warehouse
Senior – Olivia Ashcroft – Ringwood
Junior – Carol Butler – Ferntree Gully

Due to personal circumstances, our secretary had to step down before the 2023 season start. Thank you to Keltie Blake for all her hard work keeping things in order over the last few years, and to Tanya Cruickshank for stepping into the role at short notice to continue Keltie's good work. I would like to acknowledge all our committee members for their hard work and commitment during 2023. Special thanks to Neill Carboon and Ian Wood our vice president and treasurer respectively.

We welcome Jy Bond as the new CEO and thank him and his team for assisting us this season. Thank you to First Aid Management who continue to be our preferred training partner with great feedback from those attending; to the Heathmont and Montrose senior clubs for use of their facilities; to Martin Gaul and Club Warehouse; and to Dr Sam Harkin from SportsMed Biologic.

A special call out to all trainers across the league for your professionalism and commitment to your clubs and to each other. Without you no game can be played.

Lastly, I'd like to acknowledge and thank one of our most experienced trainers who is finally hanging up the towel. Peter Matthews has been a sports trainer since 1978! Most recently as FTG head trainer and helping at our PD sessions, he's a life member and has contributed enormously to the Association over the years.

I wish you all a safe off season and look forward to seeing you in 2024.

NIGEL CALLANAN
EFLTA President

Teams of the Year

MEN'S PREMIER DIVISION

Coach: Adam Parker (Vermont)
Captain: James Belo (East Ringwood)

Backs	Aaron Britten (Balwyn)	Ryan Morrison (Noble Park)	James Ross (Vermont)
Half Backs	Will Arthurson (Berwick)	Simon White (Doncaster East)	Cooper MacDonald (Rowville)
Centres	Brayden Kilpatrick (South Croydon)	Jackson Sketcher (Noble Park)	Alex Urban (Balwyn)
Half Forwards	Jordan Lisle (Balwyn)	Lachlan Wynd (Rowville)	Tom Bell (Doncaster East)
Forwards	James Wilsen (South Croydon)	Trent Farmer (East Ringwood)	Adrian Kalcovski (Vermont)
Rucks	Adam Swierzbiolek (East Ringwood)	Lachlan Johns (Vermont)	James Belo (East Ringwood)
Bench	Christopher Phelan (Doncaster East) Tristan Tweedie (Norwood) Michael Wenn (Norwood) Calvin Daraio (Vermont)		

MEN'S DIVISION ONE

Coach: Luke Galliott (South Belgrave)
Captain: Tim Smith (South Belgrave)

Backs	Fraser Smith (Croydon)	Ryan Silver (South Belgrave)	Michael Locco (North Ringwood)
Half Backs	Greg Lord (Montrose)	Brandon White (Beaconsfield)	Ben Searle (Bayswater)
Centres	Ben White (Bayswater)	Riley Clausen (Lilydale)	Kane Noonan (Mooroolbark)
Half Forwards	Tom Lovell (Mitcham)	Ryan Garthwaite (Montrose)	Jafar Ocaa (Beaconsfield)
Forwards	Taylor Garner (South Belgrave)	Tim Smith (South Belgrave)	Riley Costantino (Croydon)
Rucks	Mitch Garner (South Belgrave)	Lincoln Wong (Wantirna South)	Austin Smith (Mooroolbark)
Bench	Matt McKenzie (Croydon) Jesse Uren (Mitcham) Ben Dessent (Montrose) Ryley Monkhorst (Mooroolbark)		

MEN'S DIVISION TWO

Coach: Matt Clark (Boronia)
Captain: Alex Brown (Templestowe)

Backs	Douglas Wootton (Templestowe)	Jarrod Lake (Boronia)	Alex Brown (Templestowe)
Half Backs	Toby Ryan (Templestowe)	Harry Isaacs (Heathmont)	Tim Jones (Ringwood)
Centres	Connor Tilyard (Mulgrave)	Michael Fogarty (Templestowe)	Chris Duck (Waverley Blues)
Half Forwards	Josh Begley (Boronia)	Nathan Mullenger-McHugh (Heathmont)	Bailey Stevens (Heathmont)
Forwards	Josh Williamson (Waverley Blues)	Adam Booth (Mulgrave)	Ben Robertson (Boronia)
Rucks	Beau Mitchener (Templestowe)	Mitch Mellis (Boronia)	Carl Giovannini (Templestowe)
Bench	Tyson Hale (Waverley Blues) Harrison Greaves (Knox) Fletcher Roberts (Mulgrave) Mitch Jackson (Ringwood)		

Teams of the Year

MEN'S DIVISION THREE

Coach: Kevin Collins (Donvale)
Captain: James Rausa (Donvale)

Backs	Tyson Bissels (Silvan)	Nathan Mill (Donvale)	Matthew Steiniger (Silvan)
Half Backs	Jason Want (Fairpark)	Alex Bull (Ferntree Gully)	Brodie Harrison (Ferntree Gully)
Centres	Ethan Kiker (Ferntree Gully)	James Rausa (Donvale)	Kyle Wignall (Donvale)
Half Forwards	Blake Pearson (Oakleigh District)	Matthew Day (Donvale)	Gavin Kalisperis (Ferntree Gully)
Forwards	Nick Murphy (Donvale)	Zak Bozanich (Oakleigh District)	Mathew Low (Silvan)
Rucks	James Charge (Silvan)	Darcy Carrigan (Coldstream)	Zak Carroll (Warrandyte)
Bench	Andrew Haining (Whitehorse Pioneers) Jack Flannery (Ferntree Gully) Max Otten (Donvale) Matteo D'Alfonso (Silvan)		

WOMEN'S PREMIER DIVISION

Coach: Jason Cridland (Eastern Devils)
Captain: Madeline Johns (Vermont)

Backs	Baylie Withers (SBL Wolves)	Erin Woodford (Vermont)	Rachael Giddens (South Croydon)
Half Backs	Jess Crundall (Donvale)	Shaneece Stratton (Eastern Devils)	
Centres	Nekaela Butler (Donvale)	Monique Trusler (Whitehorse Pioneers)	Olivia Flanagan (SBL Wolves)
Half Forwards	Monica Latino (Donvale)	Georgia Fisher (Whitehorse Pioneers)	
Forwards	Taylah Black (South Croydon)	Chloe Hunt (Eastern Devils)	Nicole Price (Eastern Devils)
Rucks	Natalie Bjelan (Eastern Devils)	Olivia Aing (Eastern Devils)	Madeline Johns (Vermont)
Bench	Amelie Moore (Mount Evelyn) Holly Kenealy (Vermont) Shelley Beggs (Eastern Devils) McKenzie Adams (Mt Evelyn)		

MEN'S DIVISION FOUR

Coach: Simon Caldwell (Kilsyth)
Captain: Leigh Odermatt (Chirnside Park)

Backs	Sam Porter (Surrey Park)	Todd Burger (Forest Hill)	Kallum Harper (Chirnside Park)
Half Backs	Lachlan Tindal (Chirnside Park)	Daniel Butera (Croydon North MLOC)	Bailey Marshall (Scoresby)
Centres	Charlton Clavant (Chirnside Park)	Cooper Frith (Scoresby)	Luke Stelling (Forest Hill)
Half Forwards	Ben Brongeest (Scoresby)	Leigh Odermatt (Chirnside Park)	Declan McBean (Scoresby)
Forwards	Konrad Bendrups (Nunawading)	Nick Kann (Surrey Park)	Ryan Goodinson (Kilsyth)
Rucks	Grattan Stephens (Chirnside Park)	Jayden Weichard (Kilsyth)	Ryan McNay (Kilsyth)
Bench	Sean Currey (Kilsyth) Ben Slattery (Chirnside Park) Dale Hehir (Scoresby) Peter Cassidy-Marsh (Nunawading)		

WOMEN'S DIVISION ONE

Coach: Scott Nicholas (Boronia)
Captain: Julia Baker (The Basin)

Backs	Grace Ward (Ringwood)	Ella Rhodes (North Ringwood)	Zali Wagner (Knox)
Half Backs	Ali Gottliebsen (Boronia)	Alannah Boell (Park Orchards)	
Centres	Caitlin Grimmett (The Basin)	Zoe Alston (The Basin)	Kristen Bertoldi (Park Orchards)
Half Forwards	Katie Angelis (Beaconsfield)	Jorja Livingstone (Ringwood)	
Forwards	Danielle Brotto (The Basin)	Julia Baker (The Basin)	Rebecca Lia (Knox)
Rucks	Rachael Quirk (Boronia)	Maddison Blackburn (Beaconsfield)	Rachael Slater (Boronia)
Bench	Bridie Winbanks (The Basin) Chloe Rice (North Ringwood) Alice Jamieson (Chirnside Park) Stephanie Phillips (Boronia)		

WOMEN'S DIVISION TWO

Coach: Adrian Fittolani (East Ringwood)
Captain: Bronte Rowlands (East Burwood)

Backs	Alex Leather (Surrey Park)	Hannah Bahn (Surrey Park)	Rachel Hardy (Montrose)
Half Backs	Tiana Witnish (Montrose)	Bronte Rowlands (East Burwood)	
Centres	Brittany Grech (Croydon North MLOC)	Abbey Cerovac (Waverley Blues)	Mia Renee Chadwick (Blackburn)
Half Forwards	Emily Cumming (Surrey Park)	Veronica D'Cruz (Blackburn)	
Forwards	Hayley Thompson (East Ringwood)	Cecilia Baldassarre (East Burwood)	Teagan Hudson (East Ringwood)
Rucks	Emma Watson (Montrose)	Katherine Newman (Surrey Park)	Nicola Davidson (East Ringwood)
Bench	Kay Wotherspoon (East Ringwood) Felicity Neligan (Waverley Blues) Holly Booth (East Burwood) Elise Hoole (Waverley Blues)		

WOMEN'S DIVISION THREE AND FOUR

Coach: Quentin Van Veen (Kilsyth)
Captain: Georgia Booth (Mooroolbark)

Backs	Ruby Haberfield (Mooroolbark)	Kahlia Sommers (Fairpark)	Miranda Marshall (Nunawading)
Half Backs	Nicole Akers (Mitcham)	Stacey Moate-Glider (Coldstream)	
Centres	Amber Vozzo (Wantirna)	Brooke Slaney (Kilsyth)	Riley Holloway (Mitcham)
Half Forwards	Sarah Birthisel (Fairpark)	Lily Chilver (Mooroolbark)	
Forwards	Shae Dale (Kilsyth)	Kelsey Reade (Eastern Devils)	Danielle Zeniou (South Croydon)
Rucks	Georgia Booth (Mooroolbark)	Hannah Linnett (Mitcham)	Sophie Stark (Coldstream)
Bench	Natalie McDonald (Warrandyte) Brenda Lay (South Croydon) Emily Whalan (Nunawading) Melanie Murray (Eastern Devils)		

NETBALL

Captain: Emily Salmon (East Ringwood)

Goal Keeper Gabriella Clarke (East Burwood)	
Goal Defence Annie Hannah (Croydon)	**Wing Defence** Grace Hayen (East Burwood)
Centre Pyper Ross (East Ringwood)	
Goal Attack Emily Salmon (East Ringwood)	**Wing Attack** Saskia Nannes (Vermont)
Goal Shooter Ella Tweedale (East Burwood)	
Bench Rylee Hamilton (East Burwood) Celine Dodd (Croydon) Alana Couper (East Ringwood)	

Year in Review

OCTOBER 2022

EFNL's Netball Events and Administration Manager Petra Keogh calls time on her tenure after five years with the league.

NOVEMBER

EFNL announces the 2023 Eastland Senior Men's Fixtures, ahead of all other surrounding suburban leagues.

The EFNL held its Annual General Meeting on the 30th of November at Jubilee Park, the first time in person since 2019.

DECEMBER

Jy Bond is appointed by the Eastern Football Netball League Board as the league's new Chief Executive Officer. Bond brings to the role a wealth of football and corporate experience, having held positions as National Player Development Manager at Professional Footballers Australia, State Talent Manager at AFL Tasmania, Talent Manager at Western Jets and Regional Talent Operations Manager at the Oakleigh Chargers.

Kirsty Jamieson is named as Administration and Events Manager, taking over the role from Petra Keogh.

JANUARY 2023

EFNL life member and former board member Bruce Peak passes away. Peak was heavily involved with the Ringwood Football Club before joining the league as a board member. Peak was recognised for his outstanding service to the league by being granted life membership to the EFNL in 2012.

FEBRUARY

EFNL Chief Executive Officer Troy Swainston completes his tenure with the league after four years in the role.

The "InFocus" feature series begins with previews for each senior club. The series hears from all senior men's and women's coaches of the league ahead of the 2023 season.

MARCH

After fifteen years of wonderful service, Graham Halbish steps down from his role of Chair of the EFNL Board. Halbish remains a member of the Board, while Paul Barlow is announced as his replacement, elected to the position of Chair. A fantastic appointment, with Barlow having served on the Board over the last seven years.

Tim Finemore also steps down from his role as Deputy Chair, remaining on the board while board member Kevin Smith takes his role.

The 2023 Bendigo Bank Netball season kicks off on Friday, 31st of March with a total of nine divisions in the competition.

APRIL

The 2023 Junior and Senior football competitions begin over the first week of April.

All promoted senior men's Premiers from 2022 (East Ringwood, South Belgrave, Waverley Blues and Silvan), started the 2023 season with wins in their new divisions. The Premier Division 2023 Grand Final rematch was also held in Round One, between Noble Park and Rowville. Eventual Chandler Medallist Jackson Sketcher stole the show as he led the Bulls to a come from behind win, with 49 disposals and four goals.

The division structure of the Senior Women's competition is revealed, with two major changes. The Premier Division returned to one full competition after last year's Premier A and Premier B divide. Meanwhile, Division Three and Four are trialled through a three-game grading period before the final divisions are announced, creating a more even competition at both levels.

Balwyn and Blackburn played off in the annual Good Friday clash, this time held at Balwyn Visy Park. For the second year in a row, the Tigers took home the chocolates, the win set up after a dominant opening half. Waverley Blues also hosted Mulgrave in another Good Friday blockbuster, the Blues running out 74-point winners.

MAY

League life member James 'Jim' Walker passes away. Walker served many years as a member of the EFNL Board and a Vice President of the league. Walker was heavily involved with the Mitcham Football Club, a member of the club's junior committee in the late 80's. In 2015, Walker was awarded life membership with the EFNL, rewarded for his services to the league.

Alongside other leagues, the EFNL took part in the Pink Sports Round, raising funds and awareness for the Breast Cancer Network Australia foundation. Heightening the awareness of the cause, players across both the Football and Netball competitions all wore pink as well as the umpires in the broadcasted Match of the Rounds.

The league also continued its partnership with the Victorian Responsible Gambling Foundation, continuing to promote the importance of enjoying the game and not the odds.

Beloved member of the Eastern Devils Brooke Fox, celebrated an almighty achievement, reaching her 300th game milestone. Fox became just the fifth Victorian woman to reach the milestone. The Devils celebrated her big milestone game with a thrilling five-point win over Kilsyth.

The 2023 AFL Victoria Junior Development Series kicked off on the 31st of May with the EFNL fielding six teams made up of 160 of the league's best Under 14 and 15 girls & boys. The series was well supported by Interleague partners - Hawthorn Football Club, SEDA, Project Gap and Field of View.

The league hosted home games for the Under 15 Boys at Tormore Reserve and the Under 15 Girls at Mulgrave Reserve. The Boronia and Eastern Devils Football Clubs putting together a great evening in difficult conditions.

JUNE

The AFL Junior Development Series continued over the King's Birthday Weekend, the league hosting games once again at Walker Park, Mitcham. Over the course of the series, the EFNL took on other state leagues including the Yarra Junior FL, Riddle JFL, Essendon District FL, South Metro JFL and Western Region FL.

The series was a great success, with EFNL sides winning 13 of the 18 games they participated in. Both Under 15 Girls sides and the Under 14 Division One Boys went through the series undefeated. All home games were streamed live on the EFNL YouTube page by LKLM Media and Sportscast.

Once again, the league showed their support of The Big Freeze with clubs supporting Fight MND by donating to the cause.

The annual King's Birthday clash saw traditional rivals Balwyn and Noble Park face off, with the reigning premiers running away big winners against the Tigers. For the second year running, Mooroolbark and Montrose faced off in a standalone Division One game, the Demons reversing the result this year with a comprehensive win. Meanwhile, Chirnside Park and Scoresby both won games against Croydon North MLOC and Surrey Park.

Year in Review

JULY

The EFNL participated in the TAC's Road Safety Round, a coordinated state-wide fixtured round of football for all Victorian clubs. This year, the TAC Road Safety Round, participants from all clubs wore blue armbands to honour every life lost on the roads, and act as a reminder that we all have someone to drive safely for.

The league launched our inaugural Under 8 Girls competition, played at Kings Park, Upper Ferntree Gully. The free participation initiative was staged over four weeks, aimed to support the growth and development of female participation in football as well as bridging the gap between Auskick and the Under 10 Girls competition.

The competition was a great success with a total of 40 girls participating over the four weeks, developing their skills and having fun playing football.

South Croydon hosted Norwood in the annual NAIDOC week game, this time at Cheong Park. It's the third consecutive year that the two clubs have met for this occasion, with the two clubs wearing indigenous designed jumpers for the occasion.

East Burwood, Mitcham, Mulgrave, Rowville, Warrandyte, and Whitehorse also all had Indigenous jumpers designed for the round. Thanks to Carsales, the officiating umpires of the Match of the Round between South Croydon and Norwood, also had their uniforms uniquely designed for NAIDOC Round. Our Major partner in Eastland showcased each jumper and design over that week at a display inside the shopping precinct.

Silent Sunday is re-introduced into the junior competition and trialled for the final two rounds of the season. The initiative returned to give young players an opportunity to play the game without sideline input and to support the umpires who are officiating those games and developing their own skills at umpiring.

Junior Finals were announced with nineteen venues hosting finals in season 2023, with some venues hosting for the first time in their history.

The Eastland 2023 Senior Finals were also announced. Bayswater was once again selected to host the Premier division Grand Final of the Senior Men's competition for the 21st time this century. Boronia, Mitcham, and Ringwood were also selected to host senior men's Grand Finals once again in divisions one to three while East Ringwood were chosen to replace East Burwood for the Division Four Grand Final.

For the second year running, North Ringwood, Heathmont and Silvan were all selected to host the 2023 Senior Women's finals series, running over three weeks.

The league announced a new partnership with MEGT Australia, local apprenticeship experts coming on board as a major sponsor.

AUGUST

EFNL Junior Grand Final day was held on Sunday 13th August, with ten clubs hosting 37 Grand Finals. Twenty four different clubs had at least one team represented, seventeen of those claimed a premiership.

Junior Presentation Night was held on 21st August at Crossways, East Burwood. Almost 1000 people were in attendance. The Ringwood Junior Football Club were awarded the Gordon Parker Best Conducted Club for 2023.

Quambee Reserve and H.E Parker Reserve played host to all five senior Women's Grand Finals and both Mens and Womens Veterans Grand Finals on the 26th of August.

The Eastern Devils tasted premiership glory for the second consecutive year in the Premier Womens Division, turning around a half-time deficit to win a memorable Grand Final by a margin of just three points.

Boronia, East Ringwood, Kilsyth and Mooroolbark all won their first-ever premierships since joining the Deakin University Senior Women's competition.

East Ringwood completed the perfect season, going through the Home and Away season undefeated.

The Bendigo Bank Netball Grand Finals for Divisions One to Nine were held over two Friday Nights at H.E Parker. Division One saw East Ringwood celebrate back-to-back premierships, defeating Croydon in the Grand Final.

SEPTEMBER

The Surrey Park Football Club created history by winning their first-ever senior premiership since their merge, 28 years ago. They tasted success, a year after a losing Grand Final, defeating Kilsyth by 56 points at East Ringwood Reserve, kicking twelve of the last thirteen goals.

Donvale also found redemption in 2023, celebrating a sixty-point win over Ferntree Gully in the Division Three decider.

Boronia became the first-ever club to win both the senior men's and senior women's premierships in a single year, after the Hawks defeated the Jets by 32 points at Walker Park in Division Two of the Senior Mens competition.

In one of the great Grand Final upsets, Mitcham stunned the undefeated South Belgrave Saints in the Division One Grand Final. The Tigers held on for a five-point victory at Tormore Reserve, their seventeenth premiership in the league.

EFNL Team of the Year squads and final teams are released before Chandler Medal Evening.

Chandler Medal evening is held on Wednesday 13th September at Manningham Function Centre. Ellen Johnson from the Boronia Football Netball Club is presented at Chandler Medal Night as the inaugural winner of the Eastland 2023 Volunteer of the Year award.

Four greats of the league were awarded with their 300-game EFNL Life Membership, Scott Dimitriou, Daniel King, James O'Sullivan, and Grattan Stephens.

The Ringwood Football Netball Club also took home awards on the night, Craig Jackson was selected as the recipient of the 2023 Recognition of Service Award and Olivia Ashcroft won this year's Club Warehouse Senior Trainer of the Year.

The Eastland Premier Division Grand Final Day was played in perfect conditions at Bayswater Oval between Vermont and Rowville. In front of the biggest Eastern crowd since pre-COVID, the Hawks held on for a ten-point victory, their first-ever Premiership at the top level of the competition.

Hawks defender Jesse Eickhoff was recognised for his efforts in defence, awarded with the Cliff Tomkins Medal.

OCTOBER

The league's Umpire Operations Manager Scott Van Noordennen is recognised at the AFL Victoria Community Awards as the Umpire Manager of the Year.

The inaugural EFNL Netball Summer competition launches on October 27th. The competition will run each Friday for ten weeks with Round Ten fixtured for January 19th. Twenty five teams have entered the summer competition across four divisions.

Senior Ladders

PREMIER DIVISION SENIOR MEN

	P	W	L	D	FF	For	Ag	%	PTS
Vermont	18	15	3	0	0	1636	1087	150.51	60
Rowville	18	14	4	0	0	1793	1162	154.3	56
Balwyn	18	14	4	0	0	1471	1118	131.57	56
East Ringwood	18	12	6	0	0	1430	1100	130	48
Doncaster East	18	10	8	0	0	1503	1252	120.05	40
Blackburn	18	10	8	0	0	1383	1310	105.57	40
Noble Park	18	9	9	0	0	1203	1047	114.9	36
Norwood	18	7	11	0	0	1181	1274	92.7	28
Berwick	18	6	12	0	0	965	1229	78.52	24
South Croydon	18	5	13	0	0	1225	1345	91.08	20
Park Orchards	18	5	13	0	0	1140	1516	75.2	20
Doncaster	18	1	17	0	0	733	2223	32.97	4

PREMIER DIVISION RESERVES MEN

	P	W	L	D	FF	For	Ag	%	PTS
Vermont	18	17	1	0	0	1554	433	358.89	68
Blackburn	18	17	1	0	0	1833	544	336.95	68
Balwyn	18	13	5	0	0	1332	783	170.11	52
Noble Park	18	10	8	0	0	1217	880	138.3	40
Berwick	18	10	8	0	0	1099	816	134.68	40
Doncaster East	18	9	9	0	0	987	1029	95.92	36
East Ringwood	18	8	10	0	0	802	848	94.58	32
Park Orchards	18	8	10	0	0	869	1132	76.77	32
Rowville	18	7	11	0	0	981	932	105.26	28
Norwood	18	5	13	0	0	678	1594	42.53	20
South Croydon	18	4	14	0	0	605	1069	56.59	16
Doncaster	18	0	18	0	0	285	2182	13.06	0

PREMIER DIVISION UNDER-19.5

	P	W	L	D	B	For	Ag	%	%Won
Blackburn Black	16	15	1	0	2	1256	626	200.64	93.75
Berwick Blue	17	12	5	0	1	1240	718	172.7	70.59
Noble Park	17	12	5	0	1	1222	804	151.99	70.59
Waverley Blues Red	16	10	6	0	2	1156	827	139.78	62.5
East Ringwood	16	10	6	0	2	939	750	125.2	62.5
Park Orchards	16	10	6	0	2	970	881	110.1	62.5
Vermont	17	10	7	0	1	1085	877	123.72	58.82
Rowville	17	6	11	0	1	948	898	105.57	35.29
Balwyn	16	4	12	0	2	794	1092	72.71	25
Doncaster East	16	1	15	0	2	452	1575	28.7	6.25
Doncaster	16	0	16	0	2	495	1509	32.8	0

DIVISION ONE SENIOR MEN

	P	W	L	D	FF	For	Ag	%	PTS
South Belgrave	18	18	0	0	0	1692	1061	159.47	72
Montrose	18	13	4	1	0	1535	1156	132.79	54
Mitcham	18	12	6	0	0	1516	1183	128.15	48
Beaconsfield	18	10	8	0	0	1203	1128	106.65	40
North Ringwood	18	8	9	1	0	1079	1162	92.86	34
Bayswater	18	8	10	0	0	1306	1229	106.27	32
Wantirna South	18	8	10	0	0	1318	1432	92.04	32
Mooroolbark	18	7	11	0	0	1281	1198	106.93	28
Croydon	18	5	13	0	0	1059	1451	72.98	20
Lilydale	18	0	18	0	0	779	1768	44.06	0

DIVISION ONE RESERVES MEN

	P	W	L	D	FF	For	Ag	%	PTS
Wantirna South	18	14	4	0	0	1486	730	203.56	56
Mitcham	18	14	4	0	0	1221	663	184.16	56
South Belgrave	18	12	6	0	0	1156	770	150.13	48
Montrose	18	12	6	0	0	1249	843	148.16	48
Croydon	18	12	6	0	0	1087	874	124.37	48
Bayswater	18	9	9	0	0	996	996	100	36
Beaconsfield	18	8	10	0	0	1105	855	129.24	32
North Ringwood	18	5	13	0	0	909	1263	71.97	20
Lilydale	18	4	14	0	0	856	1258	68.04	16
Mooroolbark	18	0	18	0	0	311	2124	14.64	0

DIVISION ONE UNDER-19.5

	P	W	L	D	B	FF	For	Ag	%	PTS
Beaconsfield	18	15	3	0	0	0	1161	537	216.2	60
Montrose	18	15	3	0	0	0	1242	660	188.18	60
North Ringwood	18	13	5	0	0	0	1136	736	154.35	52
Croydon	18	13	5	0	0	0	1069	708	150.99	52
South Belgrave	18	11	7	0	0	0	1051	735	142.99	44
Wantirna South	18	9	9	0	0	0	944	829	113.87	36
Lilydale	18	8	10	0	0	0	837	963	86.92	32
Mitcham	18	3	15	0	0	0	580	1151	50.39	12
Mooroolbark	18	2	16	0	0	0	444	1280	34.69	8
Bayswater	18	1	17	0	0	0	452	1317	34.32	4

DIVISION TWO SENIOR MEN

	P	W	L	D	FF	For	Ag	%	PTS
Boronia	18	17	1	0	0	1812	825	219.64	68
Waverley Blues	18	12	6	0	0	1786	1243	143.68	48
Templestowe	18	12	6	0	0	1372	1019	134.64	48
Heathmont	18	12	6	0	0	1307	1066	122.61	48
Mulgrave	18	10	8	0	0	1553	1429	108.68	40
Ringwood	18	9	9	0	0	1234	1095	112.69	36
East Burwood	18	9	9	0	0	1256	1289	97.44	36
The Basin	18	5	13	0	0	1073	1372	78.21	20
Knox	18	3	15	0	0	1069	1812	59	12
Upper Ferntree Gully	18	1	17	0	0	831	2143	38.78	4

DIVISION TWO RESERVES MEN

	P	W	L	D	FF	For	Ag	%	PTS
Boronia	18	17	1	0	0	1519	534	284.46	68
East Burwood	18	15	3	0	0	1215	594	204.55	60
Templestowe	18	14	4	0	0	1221	631	193.5	56
Mulgrave	18	12	6	0	0	1219	850	143.41	48
Heathmont	18	8	10	0	0	786	1128	69.68	32
Ringwood	18	6	11	1	0	833	1065	78.22	26
The Basin	18	6	12	0	0	723	985	73.4	24
Waverley Blues	18	5	12	1	0	875	923	94.8	22
Knox	18	3	15	0	0	600	1304	46.01	12
Upper Ferntree Gully	18	3	15	0	0	506	1483	34.12	12

DIVISION TWO UNDER-19.5

	P	W	L	D	B	For	Ag	%	%Won
Surrey Park	15	15	0	0	3	1471	351	419.09	100
The Basin	16	10	6	0	2	1044	917	113.85	62.5
Upper Ferntree Gully	15	9	6	0	3	806	937	86.02	60
Mulgrave	16	9	7	0	3	1093	928	117.78	56.25
South Croydon	15	6	9	0	3	690	898	76.84	40
Heathmont	15	3	12	0	3	623	1207	51.62	20
Waverley Blues White	16	2	14	0	3	748	1237	60.47	12.5

DIVISION THREE SENIOR MEN

	P	W	L	D	FF	For	Ag	%	PTS
Donvale	18	17	1	0	0	1914	993	192.75	68
Ferntree Gully	18	13	4	1	0	1540	1093	140.9	54
Silvan	18	9	8	1	0	1375	1408	97.66	38
Oakleigh District FC	18	9	9	0	0	1232	1338	92.08	36
Fairpark	18	8	9	1	0	1166	1234	94.49	34
Coldstream	18	6	12	0	0	1007	1377	73.13	24
Warrandyte	18	5	12	1	0	1116	1531	72.89	22
Whitehorse Pioneers	18	3	15	0	0	1185	1561	75.91	12

DIVISION THREE RESERVES MEN

	P	W	L	D	FF	For	Ag	%	PTS
Donvale	18	16	2	0	0	1498	548	273.36	64
Warrandyte	18	14	4	0	0	1400	601	232.95	56
Whitehorse Pioneers	18	13	5	0	0	1367	639	213.93	52
Ferntree Gully	18	10	8	0	0	1002	792	126.52	40
Oakleigh District	18	9	9	0	0	895	1041	85.98	36
Fairpark	18	7	11	0	0	839	1010	83.07	28
Coldstream	18	2	16	0	0	554	1429	38.77	8
Silvan	18	1	17	0	0	448	1943	23.06	4

DIVISION THREE UNDER-19.5

	P	W	L	D	B	For	Ag	%	%Won
Donvale	18	15	3	0	0	1457	656	222.1	83.33
Warrandyte	18	13	5	0	0	1395	815	171.17	72.22
Ferntree Gully	18	13	5	0	0	1390	813	170.97	72.22
Fairpark	17	5	12	0	0	599	1523	39.33	29.41
Coldstream	18	4	13	1	0	514	1298	39.6	25

DIVISION FOUR SENIOR MEN

	P	W	L	D	FF	For	Ag	%	PTS
Kilsyth	16	12	3	1	0	1507	865	174.22	50
Surrey Park	16	11	4	1	0	1572	827	190.08	46
Chirnside Park	16	11	5	0	0	1426	1201	118.73	44
Scoresby	16	10	6	0	0	1471	1086	135.45	40
Forest Hill	16	8	8	0	0	1148	1315	87.3	32
Nunawading	16	2	14	0	0	927	1823	50.85	8
Croydon North MLOC	16	1	15	0	0	891	1825	48.82	4

DIVISION FOUR RESERVES MEN

	P	W	L	D	FF	For	Ag	%	PTS
Surrey Park	16	14	2	0	0	1203	494	243.52	56
Scoresby	16	13	3	0	0	1249	491	254.38	52
Forest Hill	16	9	7	0	0	970	698	138.97	36
Chirnside Park	16	8	8	0	0	893	800	111.62	32
Kilsyth	16	7	9	0	0	839	855	98.13	28
Croydon North MLOC	16	2	13	1	0	575	1382	41.61	10
Nunawading	16	2	13	1	0	540	1549	34.86	10

DIVISION FOUR UNDER-19.5

	P	W	L	D	B	For	Ag	%	%Won
Chirnside Park	17	15	2	0	0	1398	623	224.4	88.24
Forest Hill	18	10	8	0	0	1146	863	132.79	55.56
Berwick White	18	6	11	1	0	866	1114	77.74	36.11
Blackburn Red	18	6	12	0	0	998	1146	87.09	33.33
Kilsyth	18	1	17	0	0	578	1490	38.79	5.56

BJS VETERAN MENS

	P	W	L	D	B	%Won	L5
North Ringwood	9	9	0	0	0	100	WWWWW
Waverley Blues	9	8	1	0	0	88.89	WWWWW
Croydon North MLOC	8	6	2	0	1	75	WLWLW
South Croydon	8	5	3	0	1	62.5	WLWWL
Upper Ferntree Gully	9	5	4	0	0	55.56	LWLWL
The Basin	9	4	5	0	0	44.44	WLLLL
Boronia	9	4	5	0	0	44.44	LWLLW
Forest Hill Scoresby	9	2	7	0	0	22.22	LWLWL
Chirnside Park	9	1	8	0	0	11.11	LLWLL
South Belgrave	9	1	8	0	0	11.11	LLLLW

DEAKIN UNI PREMIER WOMENS

	P	W	L	D	B	For	Ag	%	%Won
Eastern Devils White	12	12	0	0	2	835	282	296.1	100
South Croydon Blue	12	8	4	0	2	510	360	141.67	66.67
SBL Wolves Black	12	7	5	0	2	470	438	107.31	58.33
Mt Evelyn	12	5	7	0	2	313	387	80.88	41.67
Whitehorse Pioneers	12	5	7	0	2	417	556	75	41.67
Vermont Purple	12	4	8	0	2	427	420	101.67	33.33
Donvale	12	1	11	0	2	296	825	35.88	8.33

DEAKIN UNI 1ST DIVISION WOMENS

	P	W	L	D	FF	For	Ag	%	PTS
The Basin Red	14	13	1	0	0	1048	230	455.65	52
Boronia Brown	14	12	2	0	0	1050	219	479.45	48
Park Orchards	14	11	3	0	0	895	398	224.87	44
North Ringwood	14	7	7	0	0	661	545	121.28	28
Knox	14	7	7	0	0	533	547	97.44	28
Beaconsfield	14	4	10	0	0	417	653	63.86	16
Ringwood	14	2	12	0	0	199	1043	19.08	8
Chirnside Park	14	0	14	0	0	182	1350	13.48	0

DEAKIN UNI 2ND DIVISION WOMENS

	P	W	L	D	B	For	Ag	%	%Won
East Ringwood	14	14	0	0	0	1547	112	1381.25	100
Surrey Park	14	11	3	0	0	772	270	285.93	78.57
Waverley Blues	14	9	5	0	0	721	640	112.66	64.29
East Burwood	14	8	6	0	0	725	671	108.05	57.14
Montrose	14	7	6	1	0	454	549	82.7	53.57
Blackburn	14	4	9	1	0	516	750	68.8	32.14
Croydon North MLOC	14	2	12	0	0	288	1260	22.86	14.29
Heathmont	14	0	14	0	0	185	956	19.35	0

DEAKIN UNI 3RD DIVISION WOMENS

	P	W	L	D	FF	For	Ag	%	PTS
Kilsyth	11	10	1	0	0	804	177	454.24	40
Eastern Devils Black	11	9	2	0	0	604	230	262.61	36
South Croydon Red	11	6	5	0	0	608	334	182.04	24
SBL Wolves Teal	11	5	6	0	0	452	263	171.86	20
Vermont Gold	11	2	9	0	0	119	809	14.71	8
The Basin Red	11	1	10	0	0	166	940	17.66	4

DEAKIN UNI 4TH DIVISION WOMENS

	P	W	L	D	B	FF	FA	For	Ag	%	%Won
Mooroolbark	11	10	1	0	0	0	0	496	147	337.41	90.91
Coldstream	11	9	2	0	0	0	0	625	200	312.5	81.82
Mitcham	11	9	2	0	0	0	0	445	174	255.75	81.82
Fairpark	11	6	5	0	0	0	0	462	361	127.98	54.55
Nunawading	11	6	5	0	0	0	0	408	357	114.29	54.55
Warrandyte	11	2	9	0	0	0	0	211	564	37.41	18.18
Wantirna South	11	1	10	0	0	0	0	221	414	53.38	9.09
Boronia Gold	11	1	10	0	0	0	0	162	813	19.93	9.09

VETERANS WOMENS

	P	W	L	D	B	%Won	L5
South Belgrave	8	7	1	0	2	87.5	WWWWW
Blackburn	8	7	1	0	2	87.5	WWWLW
Chirnside Park	8	3	5	0	2	37.5	WLWLW
Mooroolbark	8	2	6	0	2	25	LLLLL
Boronia	8	1	7	0	2	12.5	LLLWL

Junior Ladders

DEAKIN UNI 18A GIRLS

	P	W	L	D	B	%Won	L5
Vermont	12	10	2	0	2	83.33	WWWWW
Blackburn	12	8	4	0	2	66.67	WWLLW
SBL Wolves	12	7	4	1	2	62.5	WDWLW
Mt Evelyn	12	4	7	1	2	37.5	LLLWL
North Ringwood	12	1	10	1	2	12.5	LLDLL

DEAKIN UNI 18B GIRLS

	P	W	L	D	B	%Won	L5
Emerald/Monbulk	12	10	2	0	2	83.33	WWWLW
Montrose	11	9	2	0	2	81.82	LWWWW
Mooroolbark Gold	11	7	4	0	1	63.64	LLWWW
Mooroolbark Green	9	4	5	0	1	44.44	WWLLW
Wantirna South	13	5	8	0	1	38.46	LWWWL
Knox	13	3	10	0	1	23.08	LLLLL
South Croydon	11	2	9	0	2	18.18	LLLLL

UNDER 17.5A

	P	W	L	D	B	%Won	L5
Lysterfield Teal	14	13	1	0	0	92.86	WWWWW
Vermont Purple	14	10	3	1	0	75	WLWWW
Mitcham Black	14	9	5	0	0	64.29	WWLWL
Blackburn Black	14	8	6	0	0	57.14	LWWWL
North Ringwood Red	14	7	6	1	0	53.57	LLWLW
Norwood Purple	14	4	10	0	0	28.57	WLLLL
East Ringwood Blue	14	4	10	0	0	28.57	LWLLW
Noble Park	14	0	14	0	0	0	LLLLL

UNDER 17.5B

	P	W	L	D	B	%Won	L5
Glen Waverley Rovers	12	9	3	0	2	75	WWWLW
Knox	12	9	3	0	2	75	LWLLW
Montrose Blue	13	8	5	0	1	61.54	WWWWL
South Belgrave	9	5	4	0	1	55.56	LWWWW
East Burwood	12	5	7	0	2	41.67	LWLLW
Wantirna South Green	13	5	8	0	1	38.46	LLWLL
Chirnside Park	13	5	8	0	1	38.46	LLLLL

UNDER 17.5C

	P	W	L	D	B	%Won	L5
Mooroolbark	9	8	1	0	1	88.89	WWWWL
Kilsyth	8	7	1	0	2	87.5	WLWWW
Lilydale	13	8	5	0	1	61.54	WWWWW
Vermont Gold	12	7	5	0	2	58.33	LLLWL
North Ringwood Black	13	7	6	0	1	53.85	WLLWL
East Ringwood White	8	3	5	0	2	37.5	LWLLW
Boronia	13	1	12	0	1	7.69	LLLLL

UNDER 17.5D

	P	W	L	D	B	%Won	L5
Wantirna South White	14	11	3	0	0	78.57	WLWWL
Blackburn Red	14	10	4	0	0	71.43	WWLWW
Lysterfield Grey	10	6	4	0	0	60	LWLWW
Bayswater	10	6	4	0	0	60	WWWLW
Ferntree Gully Eagles	10	2	8	0	0	20	LLWLL
Norwood Yellow	14	2	12	0	0	14.29	LLLLL

DEAKIN UNI 16A GIRLS

	P	W	L	D	B	%Won	L5
SBL Wolves	13	13	0	0	1	100	WWWWW
Wantirna South	12	11	1	0	2	91.67	WLWWW
Blackburn Black	12	7	5	0	2	58.33	WWLWL
Ferntree Gully Eagles	13	4	8	1	1	34.62	LLLWW
East Ringwood	13	4	9	0	1	30.77	LLWLL
Heathmont	12	3	8	1	2	29.17	LWWLL
North Ringwood Red	13	3	10	0	1	23.08	LLLLL

DEAKIN UNI 16B GIRLS

	P	W	L	D	B	%Won	L5
Montrose	14	13	1	0	0	92.86	WWWWW
Vermont	10	9	1	0	0	90	WWWWW
Mooroolbark	14	11	3	0	0	78.57	WWWWL
Norwood	14	7	7	0	0	50	LLLWW
Kilsyth	10	4	6	0	0	40	LLWLL
Rowville Hawks	14	5	9	0	0	35.71	WWLLL
South Croydon	14	5	9	0	0	35.71	LLLLW
Upper Ferntree Gully	14	1	13	0	0	7.14	LLLLL

DEAKIN UNI 16C GIRLS

	P	W	L	D	B	%Won	L5
SBL Tigers	14	13	1	0	0	92.86	WWWWW
Boronia	14	11	3	0	0	78.57	WWWLL
Blackburn Red	13	10	3	0	1	76.92	WWLWW
Heathmont	14	9	5	0	0	64.29	WWWWW
Bayswater	13	6	7	0	1	46.15	WLWWL
Knox	10	4	5	1	0	45	LWLLW
Waverley Blues	13	5	8	0	1	38.46	LLLLW
North Ringwood Black	13	2	10	1	1	19.23	LLWLL
Chirnside Park	10	1	9	0	0	10	LLLWL
Endeavour Hills	14	0	14	0	0	0	LLLLL

UNDER 16A

	P	W	L	D	B	%Won	L5
The Basin	14	14	0	0	0	100	WWWWW
Rowville Hawks Brown	14	12	2	0	0	85.71	WWWWW
Mooroolbark Green	14	7	7	0	0	50	WLLWW
Knox	14	7	7	0	0	50	LWLWL
Vermont	10	5	5	0	0	50	LLWLW
Upper Ferntree Gully	14	4	10	0	0	28.57	WWWLL
Ringwood	14	4	10	0	0	28.57	LLLLL
Waverley Blues	14	3	11	0	0	21.43	LLLLL

UNDER 16B

	P	W	L	D	B	%Won	L5
Glen Waverley Rovers	14	12	2	0	0	85.71	WWWWL
Noble Park	13	10	3	0	1	76.92	WWWLW
Heathmont	13	7	6	0	1	53.85	WLWWL
Forest Hill	10	5	5	0	0	50	LWLWW
North Ringwood	13	4	9	0	1	30.77	LLLLW
Lysterfield	14	1	13	0	0	7.14	LLLLL

UNDER 16C

	P	W	L	D	B	%Won	L5
South Croydon	12	11	1	0	2	91.67	WWWWW
Donvale	13	11	2	0	1	84.62	WWWWW
Kilsyth	13	9	4	0	1	69.23	LWWWW
Blackburn	9	6	3	0	1	66.67	WWWWL
Rowville Hawks Gold	13	6	7	0	1	46.15	WLLLL
Montrose Red	9	4	5	0	1	44.44	LLLLW
Bayswater	9	2	7	0	1	22.22	LWLWL
Fairpark	13	2	11	0	1	15.38	LLWLL
Mooroolbark Gold	13	1	12	0	1	7.69	LLLLL

UNDER 15A

	P	W	L	D	B	%Won	L5
North Ringwood Red	13	12	1	0	1	92.31	WWWWW
Knox Red	13	11	1	1	1	88.46	WLWDW
Blackburn Black	13	9	4	0	1	69.23	WLLWW
Mitcham	12	7	5	0	2	58.33	LWLWL
Vermont Purple	13	6	7	0	1	46.15	LWWWL
East Ringwood Blue	13	5	8	0	1	38.46	WLLLL
Croydon	13	4	9	0	1	30.77	LWLLW
Rowville Hawks	13	3	9	1	1	26.92	WLWDL
Lysterfield	13	2	11	0	1	15.38	LLLLL

UNDER 15B

	P	W	L	D	B	%Won	L5
Montrose Blue	14	14	0	0	0	100	WWWWW
Noble Park	9	7	2	0	1	77.78	WWWWL
East Burwood	13	10	3	0	1	76.92	WWWLW
Mooroolbark	13	8	5	0	1	61.54	LLLWW
Ferntree Gully Eagles	13	8	5	0	1	61.54	LLWLW
South Croydon	13	6	7	0	1	46.15	WWWWL
Boronia	13	6	7	0	1	46.15	LWLLW
Waverley Blues	13	5	8	0	1	38.46	WLLWL
The Basin	13	3	10	0	1	23.08	LWLWL
Rowville Knights	13	3	10	0	1	23.08	LLLWL
Knox/South Belgrave	9	0	9	0	1	0	LLLLL

UNDER 15C

	P	W	L	D	B	%Won	L5
Vermont Gold	12	11	1	0	2	91.67	WWWWW
Wantirna South	9	7	2	0	1	77.78	WWLWW
Montrose Red	13	9	4	0	1	69.23	WWLWW
East Ringwood White	12	7	5	0	2	58.33	WWLWL
North Ringwood Black	13	6	7	0	1	46.15	WLLLL
Upper Ferntree Gully	13	6	7	0	1	46.15	LWWLW
Blackburn Red	12	3	9	0	2	25	LLWLL
Kilsyth	12	3	9	0	1	25	LLLWL
Coldstream	12	0	12	0	2	0	LLLLL

UNDER 14A GIRLS

	P	W	L	D	B	%Won	L5
East Ringwood Blue	14	14	0	0	0	100	WWWWW
SBL Wolves Black	14	10	3	1	0	75	DWLWW
Blackburn	14	8	6	0	0	57.14	WLWLW
North Ringwood	14	6	8	0	0	42.86	LLWLL
Vermont	14	4	9	1	0	32.14	DWLLL
Ferntree Gully Eagles	14	3	11	0	0	21.43	LLLWL

UNDER 14B GIRLS

	P	W	L	D	B	%Won	L5
Mitcham	9	8	1	0	1	88.89	WWWWW
Norwood	12	9	3	0	2	75	WLLWL
Rowville Hawks	12	9	3	0	2	75	WWLLW
Wantirna South	9	6	3	0	1	66.67	WWWLL
Montrose	13	6	7	0	1	46.15	LWWLW
The Basin Green	8	2	6	0	2	25	LLLLW
Boronia	13	2	11	0	1	15.38	LLLLL

UNDER 14C GIRLS

	P	W	L	D	B	%Won	L5
South Croydon	13	11	2	0	1	84.62	WWLWW
Chirnside Park	9	7	2	0	1	77.78	LWWWW
Waverley Blues	13	9	4	0	1	69.23	LLWWW
Knox	9	6	3	0	1	66.67	WWWLW
SBL Wolves Teal	13	7	6	0	1	53.85	WLLWL
Bayswater	13	6	7	0	1	46.15	WWWLL
East Ringwood White	13	5	8	0	1	38.46	WLLWL
Fairpark	13	1	12	0	1	7.69	LWLLL
The Basin White	12	0	12	0	2	0	LLLL

UNDER 14A

	P	W	L	D	B	%Won	L5
Lysterfield Teal	13	13	0	0	1	100	WWWWW
Vermont Purple	12	10	2	0	2	83.33	WWWWW
Wantirna South Green	13	8	5	0	1	61.54	WWWLL
Blackburn Black	12	6	6	0	2	50	LLWLW
North Ringwood Red	13	4	9	0	1	30.77	WLLLL
Mitcham	12	3	9	0	2	25	LLLWW
East Ringwood	13	2	11	0	1	15.38	LLLLL

UNDER 14B

	P	W	L	D	B	%Won	L5
Montrose Blue	14	14	0	0	0	100	WWWWW
The Basin	14	11	3	0	0	78.57	WWWLW
Glen Waverley Rovers	14	11	3	0	0	78.57	WWLWW
Norwood Purple	10	6	4	0	0	60	WLLWW
Upper Ferntree Gully	14	6	8	0	0	42.86	LWLLL
Waverley Blues	14	5	9	0	0	35.71	LLWLL
Kilsyth	14	2	12	0	0	14.29	LLWLL
Rowville Hawks	14	1	13	0	0	7.14	LLLWL

UNDER 14C

	P	W	L	D	B	%Won	L5
Wantirna South White	14	13	1	0	0	92.86	WWWWW
Noble Park	14	10	3	1	0	75	WLLWW
Donvale	14	10	4	0	0	71.43	WWWLL
Vermont Gold	10	6	4	0	0	60	WLWWL
Chirnside Park	14	7	6	1	0	53.57	WWLLW
Rowville Knights	14	7	7	0	0	50	LWWWW
Montrose Red	14	7	7	0	0	50	LLWLL
Heathmont	14	2	12	0	0	14.29	LWLWL
Ringwood	14	2	12	0	0	14.29	LLLLW
Ferntree Gully Eagles	10	1	9	0	0	10	LLLLL

UNDER 14D

	P	W	L	D	B	%Won	L5
Boronia	13	11	2	0	1	84.62	WWWWW
North Ringwood Black	12	10	2	0	2	83.33	WWWWL
Blackburn Red	13	8	5	0	1	61.54	LWWWW
Lysterfield Grey	12	6	6	0	2	50	LWLLW
Norwood Gold	13	5	8	0	1	38.46	WLLLL
Bayswater	13	2	11	0	1	15.38	LLLLW
Wantirna South Devils	12	0	12	0	2	0	LLLLL

UNDER 13A

	P	W	L	D	B	%Won	L5
Blackburn Black	12	12	0	0	2	100	WWWWW
Lysterfield Teal	12	7	5	0	2	58.33	LLWLL
North Ringwood Red	12	7	5	0	2	58.33	WWLLW
Vermont Purple	12	6	6	0	2	50	LLWWW
Glen Waverley Rovers	12	4	8	0	2	33.33	LLLLL

UNDER 13B

	P	W	L	D	B	%Won	L5
Rowville Hawks	10	9	1	0	0	90	WLWWW
Croydon	14	12	2	0	0	85.71	WWWWW
Mitcham	14	9	5	0	0	64.29	WLWLL
Mooroolbark	14	6	8	0	0	42.86	LWLLL
Montrose	10	3	7	0	0	30	LWLWW
Norwood	10	2	8	0	0	20	LLLLL

UNDER 13C

	P	W	L	D	B	%Won	L5
Heathmont	9	9	0	0	1	100	WWWWW
South Croydon	8	7	1	0	2	87.5	WWWWW
Wantirna South Green	9	7	2	0	1	77.78	WWWLW
South Belgrave	9	6	3	0	1	66.67	WWLWW
Ferntree Gully Eagles	13	8	5	0	1	61.54	WLLWL
The Basin	9	3	6	0	1	33.33	LLWLW
East Ringwood	12	4	8	0	2	33.33	LLLWL
Vermont Gold	12	2	10	0	2	16.67	LLLLL
Lilydale	12	2	10	0	2	16.67	LLLLL

UNDER 13D

	P	W	L	D	B	%Won	L5
Rowville Knight Hawks	9	7	2	0	1	77.78	WWWLL
Lysterfield Grey	13	10	3	0	1	76.92	WWWLW
Waverley Blues	13	9	4	0	1	69.23	WLWWW
North Ringwood Black	13	9	4	0	1	69.23	LLWWL
Fairpark	13	7	6	0	1	53.85	WWWLW
Blackburn Red	12	6	6	0	2	50	WLLWL
Upper Ferntree Gully	13	6	7	0	1	46.15	LWWWW
Wantirna South White	13	1	12	0	1	7.69	LLLLL
Kilsyth	13	1	12	0	1	7.69	LLLLL

Junior Ladders

UNDER 12A GIRLS

	P	W	L	D	B	%Won	L5
The Basin Red	12	12	0	0	2	100	WWWWW
Wantirna South Green	12	10	2	0	2	83.33	WWLWW
Vermont	12	5	7	0	2	41.67	LLLWW
Blackburn	12	4	8	0	2	33.33	LLWLL
SBL Wolves	12	1	11	0	2	8.33	LLLLL

UNDER 12B GIRLS

	P	W	L	D	B	%Won	L5
North Ringwood Red	14	13	1	0	0	92.86	WWWWW
Boronia	14	12	2	0	0	85.71	WWWLW
Montrose	14	11	3	0	0	78.57	LWWWW
Norwood	14	5	9	0	0	35.71	WWLWL
Heathmont	10	3	6	1	0	35	WLLWL
Rowville Hawks	14	4	10	0	0	28.57	LLWLW
East Ringwood	13	2	10	1	0	19.23	WLLLL
Chirnside Park	10	1	9	0	0	10	LLLLL

UNDER 12C GIRLS

	P	W	L	D	B	%Won	L5
South Croydon	13	12	1	0	1	92.31	WWWWW
Ferntree Gully	14	10	4	0	0	71.43	WLWWL
Waverley Blues	13	8	5	0	1	61.54	WWWLW
The Basin Green	13	4	9	0	1	30.77	LWLLL
North Ringwood Black	13	3	10	0	1	23.08	LLLWW
Wantirna South White	14	1	13	0	0	7.14	LLLLL

UNDER 12A

	P	W	L	D	B	%Won	L5
Lysterfield Teal	14	12	2	0	0	85.71	WWWWW
Mitcham Black	14	10	4	0	0	71.43	WLWLL
North Ringwood Red	14	9	5	0	0	64.29	WWLWL
Blackburn Black	14	8	6	0	0	57.14	LWWWW
Vermont Purple	14	4	10	0	0	28.57	LLLLW
Knox	14	2	12	0	0	14.29	LLLLL

UNDER 12B

	P	W	L	D	B	%Won	L5
East Ringwood	13	13	0	0	1	100	WWWWW
Norwood Purple	13	12	1	0	1	92.31	WWWWW
Montrose Blue	14	11	3	0	0	78.57	WWWWW
Lilydale	13	10	3	0	1	76.92	WWLWL
East Burwood	13	7	6	0	1	53.85	LWWLW
Wantirna South	9	4	5	0	1	44.44	WWLWL
Mooroolbark Green	13	5	8	0	1	38.46	WLLLL
Rowville Hawks	13	4	9	0	1	30.77	LLWWL
Boronia	13	2	11	0	1	15.38	LLLLW
The Basin	9	1	8	0	1	11.11	LLLLL
Glen Waverley Rovers	13	1	12	0	1	7.69	WLLLL

UNDER 12C

	P	W	L	D	B	%Won	L5
Rowville Knights	10	10	0	0	0	100	WWWWW
South Belgrave	14	10	4	0	0	71.43	LWWWL
South Croydon	14	10	4	0	0	71.43	LLLWW
Mitcham Yellow	10	7	3	0	0	70	WWWLW
Chirnside Park	14	9	4	1	0	67.86	WLWWW
Upper Ferntree Gully	14	5	8	1	0	39.29	LWLWL
Noble Park	14	5	9	0	0	35.71	WWLLW
Blackburn Red	14	5	9	0	0	35.71	LLWLL
North Ringwood Black	14	4	10	0	0	28.57	WLLLL
Vermont Gold	14	0	14	0	0	0	LLLLL

UNDER 12D

	P	W	L	D	B	%Won	L5
Bayswater	12	12	0	0	2	100	WWWWW
Heathmont	12	9	3	0	2	75	WLWWW
Lysterfield Grey	13	9	4	0	1	69.23	LWLWW
Montrose Red	13	5	8	0	1	38.46	WWWLL
Kilsyth/Croydon	13	5	8	0	1	38.46	WWLLL
Coldstream	13	5	8	0	1	38.46	LLLLW
Endeavour Hills	12	0	12	0	2	0	LLLLL

UNDER 11A

	P	W	L	D	B	%Won	L5
North Ringwood Red	13	11	2	0	1	84.62	WWWWL
Blackburn Black	13	10	3	0	1	76.92	WWLWL
Lysterfield Teal	13	9	4	0	1	69.23	LLWWW
Heathmont Blue	14	9	5	0	0	64.29	WLWWW
Montrose Blue	13	7	6	0	1	53.85	WLWLW
Ferntree Gully Eagles	14	5	9	0	0	35.71	LWLLW
Mooroolbark	14	3	11	0	0	21.43	LLLLL
Vermont Purple	14	2	12	0	0	14.29	LWLLL

UNDER 11B

	P	W	L	D	B	%Won	L5
Glen Waverley Rovers	14	13	1	0	0	92.86	WWWLW
Croydon	14	13	1	0	0	92.86	WWWWW
Mitcham	14	10	4	0	0	71.43	WLWWW
Rowville Hawks Brown	10	7	3	0	0	70	LWLWW
The Basin	10	5	5	0	0	50	WLWWL
Wantirna South	14	6	8	0	0	42.86	LLLLL
Knox	14	4	10	0	0	28.57	WWLLW
Norwood	14	4	10	0	0	28.57	LLWWL
South Croydon	14	3	11	0	0	21.43	LWLLL
Fairpark	14	1	13	0	0	7.14	LLLLL

UNDER 11C

	P	W	L	D	B	%Won	L5
Noble Park	14	13	1	0	0	92.86	WWWWW
South Belgrave	14	11	3	0	0	78.57	WLWWW
Bayswater	14	10	4	0	0	71.43	WWWLL
Kilsyth	14	9	5	0	0	64.29	WWLWW
Norwood Gold	10	5	5	0	0	50	LLWWL
Lilydale	14	3	11	0	0	21.43	LWLLL
North Ringwood Black	14	3	11	0	0	21.43	LLLLL
Lysterfield Grey	14	2	12	0	0	14.29	LLLLW

UNDER 11D

	P	W	L	D	B	%Won	L5
Waverley Blues	13	13	0	0	1	100	WWWWW
Upper Ferntree Gully	14	11	3	0	0	78.57	WWLWW
Montrose Red	14	10	4	0	0	71.43	LWWLW
Heathmont Yellow	10	7	3	0	0	70	WLWWW
Rowville Hawks Gold	13	8	5	0	1	61.54	WWWWW
Blackburn Red	13	6	7	0	1	46.15	LLWLL
Vermont Gold	13	3	10	0	1	23.08	WLLWL
Boronia	14	3	11	0	0	21.43	LWLLL
East Ringwood	10	1	9	0	0	10	LLLLL
Mooroolbark Gold	10	0	10	0	0	0	LLLLL

Netball Ladders

DIVISION 1

	P	W	L	D	B	FF	FG	For	Ag	%	PTS
Croydon	17	15	2	0	0	0	0	995	796	125	60
East Ringwood Black	17	13	2	2	0	1	0	938	657	142.77	56
East Burwood Black	17	13	2	2	0	0	0	1045	756	138.23	56
Vermont Eagles Gold	17	7	9	1	0	1	0	829	845	98.11	30
Coldstream Grey	17	6	11	0	0	0	2	640	809	79.11	24
East Burwood Rams	17	5	11	1	0	0	0	825	934	88.33	22
FTG Eagles Blue	17	5	11	1	0	0	0	719	852	84.39	22
Lilydale Falcons	17	3	13	1	0	0	0	773	946	81.71	14

DIVISION 2

	P	W	L	D	B	FF	FG	For	Ag	%	PTS
Coldstream Black	17	13	1	3	0	0	0	630	465	135.48	58
Oakleigh District White	17	12	3	2	0	0	0	656	528	124.24	52
East Ringwood Blue	17	10	5	2	0	0	0	578	531	108.85	44
Knox Falcons	17	10	6	1	0	0	0	664	665	99.85	42
Croydon North MLOC	17	10	7	0	0	0	0	542	563	96.27	40
Blackburn Black	17	7	9	1	0	0	0	583	569	102.46	30
Vermont Eagles Yellow	17	6	10	1	0	0	0	534	606	88.12	26
Heathmont Jets	17	4	13	0	0	0	0	550	690	79.71	16
Kilsyth Cougars	17	3	13	1	0	0	0	467	529	88.28	14
Bayswater Gold	17	3	13	1	0	0	0	543	690	78.7	14

DIVISION 3

	P	W	L	D	B	FF	FG	For	Ag	%	PTS
Heathmont White	17	16	1	0	0	0	0	678	409	165.77	94.12
Lilydale Gold	17	14	3	0	0	0	0	648	515	125.83	82.35
The Basin Cubs	17	13	3	1	0	0	0	649	420	154.52	79.41
Vermont Eagles White	16	10	5	1	1	0	0	482	439	109.79	65.62
Nunawading Lions Gold	17	10	6	1	0	0	0	572	484	118.18	61.76
Boronia Gold	17	9	8	0	0	0	0	572	534	107.12	52.94
East Burwood Grey	16	7	8	1	1	0	0	416	464	89.66	46.88
Heathmont Yellow	17	7	10	0	0	0	0	485	530	91.51	41.18
The Basin Kodiaks	17	6	11	0	0	0	0	500	623	80.26	35.29
Montrose Demons	17	4	13	0	0	0	0	410	535	76.64	23.53
Chirnside Park Panthers Yellow	17	2	15	0	0	0	0	469	683	68.67	11.76
Vermont Eagles Violet	17	2	15	0	0	0	0	404	613	65.91	11.76

DIVISION 4

	P	W	L	D	B	FF	FG	For	Ag	%	PTS
Vermont Eagles Purple	17	13	4	0	0	0	0	626	447	140.04	76.47
Montrose Flames	17	12	3	2	0	0	0	596	508	117.32	76.47
Oakleigh District Black	16	12	4	0	1	0	0	630	444	141.89	75
Kilsyth Cougars Black	17	12	4	1	0	0	0	623	503	123.86	73.53
Park Orchards Black	17	11	6	0	0	0	0	553	451	122.62	64.71
UFTG Red	17	7	9	1	0	0	0	522	531	98.31	44.12
Kilsyth Cougars Red	17	6	11	0	0	0	1	511	527	96.96	35.29
East Ringwood Teal	17	5	12	0	0	0	0	438	550	79.64	29.41
FTG Eagles White	17	4	13	0	0	1	0	403	615	65.53	23.53
Silvan Cats	17	2	15	0	0	0	0	399	674	59.2	11.76

DIVISION 5

	P	W	L	D	B	FF	FG	For	Ag	%	PTS
Silvan Cats Blue	16	14	2	0	0	0	0	613	373	164.34	56
Vermont Eagles Lilac	16	13	3	0	0	0	0	537	371	144.74	52
Balwyn Tigers	16	12	4	0	0	0	0	540	361	149.58	48
Park Orchards Red	16	11	5	0	0	0	0	552	429	128.67	44
Boronia Hawks	16	10	6	0	0	0	0	447	466	95.92	40
Coldstream White	16	8	8	0	0	0	0	501	500	100.2	32
Chirnside Park Panthers Grey	16	7	9	0	0	0	0	487	458	106.33	28
South Croydon Blue	16	3	13	0	0	0	0	360	534	67.42	12
Whitehorse Pioneers	16	2	14	0	0	0	0	307	527	58.25	8
East Burwood Silver	16	0	16	0	0	0	0	269	605	44.46	0

DIVISION 6

	P	W	L	D	B	FF	FG	For	Ag	%	PTS
GWH Yellow	15	13	2	0	1	0	0	512	343	149.27	86.67
Chirnside Park Panthers	15	10	5	0	1	0	0	554	426	130.05	66.67
East Ringwood White	15	8	6	1	1	0	0	522	481	108.52	56.67
Vermont Eagles Black	15	8	6	1	1	0	0	427	426	100.23	56.67
UFTG Blue	14	6	7	1	2	0	0	421	445	94.61	46.43
Bayswater Black	15	6	8	1	1	0	0	393	450	87.33	43.33
Waverley Blues White	15	5	8	2	1	0	1	374	384	97.4	40
Ringwood White	15	6	9	0	1	0	0	430	510	84.31	40
Park Orchards White	14	5	8	1	2	1	0	293	362	80.94	39.29
Knox Black	15	5	9	1	1	0	0	348	431	80.74	36.67
Lilydale Blue	15	4	11	0	1	0	0	391	505	77.43	26.67

DIVISION 7

	P	W	L	D	B	FF	FG	For	Ag	%	PTS
Waverley Blues Red	16	15	1	0	0	0	0	589	327	180.12	60
Montrose Thunder	16	15	1	0	0	0	0	527	295	178.64	60
Coldstream Blue	16	13	3	0	0	1	0	515	329	156.53	52
FTG Eagles Yellow	16	9	7	0	0	0	0	425	448	94.87	36
Oakleigh District Grey	16	8	8	0	0	0	0	435	414	105.07	32
Norwood Purple	16	8	8	0	0	0	0	432	457	94.53	32
Heathmont Blue	16	6	10	0	0	0	0	343	443	77.43	24
Kilsyth Cougars White	16	4	12	0	0	0	0	391	450	86.89	16
Ringwood Black	16	2	14	0	0	0	1	291	484	60.12	8
Montrose Devils	16	1	15	0	0	0	0	352	538	65.43	4

DIVISION 8

	P	W	L	D	B	FF	FG	For	Ag	%	PTS
The Basin Grizzlies	16	12	3	1	0	0	0	456	379	120.32	50
Montrose Storm	16	12	4	0	0	0	0	438	307	142.67	48
South Belgrave Saints	16	10	3	3	0	0	0	486	374	129.95	46
Waverley Blues Blue	16	9	5	2	0	0	0	405	354	114.41	40
Nunawading Lions Black	16	7	7	2	0	0	0	387	380	101.84	32
Norwood Black	16	7	9	0	0	0	0	457	416	109.86	28
Croydon North MLOC Blue	16	3	13	0	0	0	0	301	462	65.15	8
Ringwood Red	16	2	14	0	0	0	0	266	513	51.85	8

DIVISION 9

	P	W	L	D	B	FF	FG	For	Ag	%	PTS
Norwood Gold	16	15	1	0	0	0	0	468	219	213.7	60
Montrose Heat	16	11	5	0	0	0	0	452	362	124.86	44
Chirnside Park Panthers Black	16	9	7	0	0	0	0	367	305	120.33	36
Nunawading Lions Maroon	16	7	8	1	0	0	0	345	384	89.84	30
Montrose Raptors	16	5	11	0	0	0	0	369	455	81.1	20
Bayswater Green	16	5	11	0	0	0	0	313	466	67.17	20
East Burwood White	16	4	11	1	0	0	0	273	403	67.74	18
Coldstream Green	16	1	15	0	0	0	0	300	477	62.89	4

Grand Final Results

SENIOR MENS FINAL RESULTS				
PREMIER DIVISION SENIOR MEN				
Rowville	9.12(66)	def	Vermont	8.8(56)
PREMIER DIVISION RESERVES MEN				
Blackburn	9.8(62)	def	Noble Park	5.8(38)
PREMIER DIVISION UNDER 19.5'S				
Blackburn Black	11.18(84)	def	Berwick Blue	5.8(38)
DIVISION ONE SENIOR MEN				
Mitcham	8.10(58)	def	South Belgrave	8.5(53)
DIVISION ONE RESERVES MEN				
Wantirna South	10.7(67)	def	Mitcham	7.5(47)
DIVISION ONE UNDER 19.5'S				
Beaconsfield	8.6(54)	def	Croydon	2.4(16)
DIVISION TWO SENIOR MEN				
Boronia	15.8(98)	def	Heathmont	9.12(66)
DIVISION TWO RESERVES MEN				
East Burwood	7.9(51)	def	Templestowe	5.9(39)
DIVISION TWO UNDER 19.5'S				
Surrey Park	8.16(64)	def	Upper Ferntree Gully	6.5(41)
DIVISION THREE SENIOR MEN				
Donvale	16.8(104)	def	Ferntree Gully	6.8(44)
DIVISION 3 RESERVES MEN				
Donvale	8.10(58)	def	Warrandyte	8.8(56)
DIVISION 3 UNDER 19.5'S				
Warrandyte	12.6(78)	def	Ferntree Gully	7.8(50)
DIVISION 4 SENIOR MEN				
Surrey Park	14.17(101)	def	Kilsyth	6.9(45)
DIVISION 4 RESERVES				
Scoresby	8.2(50)	def	Surry Park	7.6(48)
DIVISION 4 UNDER 19.5'S				
Forest Hill	7.13(55)	def	Chirnside Park	3.9(27)
BJS MENS VETERANS				
North Ringwood	7.9(51)	def	Waverley Blues	3.8(26)

SENIOR WOMENS FINAL RESULTS				
DEAKIN UNI PREMIER WOMENS				
Eastern Devils White	5.5(33)	def	SBL Wolves Black	4.6(30)
DEAKIN UNI DIVISION ONE WOMENS				
Boronia Brown	3.8(26)	def	The Basin	3.3(21)
DEAKIN UNI DIVISION TWO WOMENS				
East Ringwood	12.15(87)	def	Surrey Park	3.1(19)
DEAKIN UNI DIVISION THREE WOMENS				
Kilsyth	8.2(50)	def	Eastern Devils Black	4.8(32)
DEAKIN UNI DIVISION FOUR WOMENS				
Mooroolbark	7.12(54)	def	Mitcham	0.4(4)
WOMEN'S VETERANS				
South Belgrave	6.6(42)	def	Blackburn	0.3(3)

BOYS FINAL RESULTS				
UNDER 17.5A				
Lysterfield Teal	9.9(63)	def	Blackburn Black	6.10(46)
UNDER 17.5B				
Glen Waverley Rovers	12.14(86)	def	Knox 9.5(59)	3.2(20)
UNDER 17.5C				
Kilsyth	12.9(81)	def	Mooroolbark	7.7(49)
UNDER 17.5D				
Blackburn Red	14.12(96)	def	Wantirna South White	8.6(54)
UNDER 16A				
Rowville Hawks	9.6(60)	def	The Basin	5.10(40)
UNDER 16B				
Glen Waverley Rovers	15.12(102)	def	Noble Park	9.8(62)
UNDER 16C				
South Croydon	10.11(71)	def	Kilsyth	9.4(58)
UNDER 15A				
North Ringwood Red	18.12(120)	def	Knox Red	6.9(45)
UNDER 15B				
Montrose Blue	7.12(54)	def	Noble Park	5.9(39)
UNDER 15C				
Vermont Gold	9.9(63)	def	Montrose Red	5.4(34)
UNDER 14A				
Lysterfield Teal	9.9(63)	def	Vermont Purple	8.14(62)
UNDER 14B				
Montrose	9.8(62)	def	The Basin	9.6(60)
UNDER 14C				
Vermont Gold	12.9(81)	def	Noble Park	4.8(32)
UNDER 14D				
Boronia	11.15(81)	def	Lysterfield Grey	1.3(9)
UNDER 13A				
Blackburn Black	6.9(45)	def	North Ringwood Red	4.3(27)
UNDER 13B				
Rowville Hawks	7.2(44)	def	Mitcham	3.5(23)
UNDER 13C				
South Croydon	9.8(62)	def	Heathmont	3.6(24)
UNDER 13D				
Waverley Blues	6.6(42)	def	Rowville Knight Hawks	4.2(26)
UNDER 12A				
Lysterfield Teal	7.4(46)	def	Mitcham Black	2.3(15)
UNDER 12B				
Montrose Blue	6.7(43)	def	East Ringwood	2.5(17)
UNDER 12C				
Rowville Knights	6.11(47)	def	South Belgrave	3.3(21)
UNDER 12D				
Bayswater	6.9(45)	def	Lysterfield Grey	2.2(14)
UNDER 11A				
North Ringwood Red	1.6(12)	def	Blackburn Black	0.1(1)
UNDER 11B				
Glen Waverley Rovers	3.7(25)	def	Croydon	1.2(8)
UNDER 11C				
Noble Park	7.2(44)	def	South Belgrave	0.0(0)
UNDER 11D				
Waverley Blues	6.2(38)	def	Montrose Red	0.4(4)

GIRLS FINAL RESULTS				
DEAKIN UNI UNDER 18A GIRLS				
Vermont	5.11(41)	def	Blackburn	2.5(17)
DEAKIN UNI UNDER 18B GIRLS				
Emerald/Monbulk	9.9(63)	def	Montrose	2.2(14)
DEAKIN UNI UNDER 16A GIRLS				
SBL Wolves	6.2(38)	def	Wantirna South	4.4(28)
DEAKIN UNI UNDER 16B GIRLS				
Vermont	5.6(36)	def	Montrose	4.3(27)
DEAKIN UNI UNDER 16C GIRLS				
Boronia	3.5(23)	def	SBL Tigers	2.4(16)
UNDER 14A GIRLS				
East Ringwood Blue	4.9(33)	def	SBL Wolves Black	1.1(7)
UNDER 14B GIRLS				
Wantirna South	4.5(29)	def	Mitcham	1.5(11)
UNDER 14C GIRLS				
South Croydon	6.4(40)	def	Waverley Blues	2.1(13)
UNDER 12A GIRLS				
The Basin Red	6.7(43)	def	Wantirna South Green	1.0(6)
UNDER 12B GIRLS				
North Ringwood Red	4.0(24)	def	Boronia	0.0(0)
UNDER 12C GIRLS				
South Croydon	3.3(21)	def	Ferntree Gully	0.0(0)

SENIOR NETBALL FINAL RESULTS				
2023 BENDIGO BANK EFNL DIVISION 1				
East Ringwood Black	50	def	Croydon	43
2023 BENDIGO BANK EFNL DIVISION 2				
Coldstream Black	34	def	Oakleigh District White	31
2023 BENDIGO BANK EFNL DIVISION 3				
Heathmont White	43	def	Lilydale Gold	25
2023 BENDIGO BANK EFNL DIVISION 4				
Vermont Eagles Purple	33	def	Montrose Flames	29
2023 BENDIGO BANK EFNL DIVISION 5				
Silvan Cats Blue	41	def	Vermont Eagles Lilac	34
2023 BENDIGO BANK EFNL DIVISION 6				
Glen Waverley Hawks Yellow	38	def	Chirnside Park Panthers	30
2023 BENDIGO BANK EFNL DIVISION 7				
Waverley Blues Red	28	def	Montrose Thunder	27
2023 BENDIGO BANK EFNL DIVISION 8				
Montrose Storm	26	def	Waverley Blues Blue	11
2023 BENDIGO BANK EFNL DIVISION 9				
Norwood Gold	16	def	Chirnside Park Panthers Black	15

Awards

BEST AND FAIREST		
Premier Division Senior Men	**Chandler Medal**	**Votes**
Jackson Sketcher	Noble Park	30
Premier Division Reserves		**Votes**
Luke Williams	Balwyn	18
Premier Division Under-19s		**Votes**
Samuel Pascuzzi	Noble Park	20
Division One Senior Men	**Wright Medal**	**Votes**
Austin Smith	Mooroolbark	22
Division One Reserves		**Votes**
Jarrod Clark	Croydon	21
Division One Under-19.5s		**Votes**
Blake Podesta	Croydon	20
Division Two Senior Men	**Edie Medal**	**Votes**
Mitch Mellis	Boronia	23
Division Two Reserves		**Votes**
Dean Grice	Boronia	15
Matt Wilson	Mulgrave	15
Division Two Under-19.5s		**Votes**
Connor Mackie	The Basin	17
Division Three Senior Men	**James Medal**	**Votes**
James Rausa	Donvale	26
Division Three Reserves		**Votes**
Luke Wignell	Donvale	20
Division Three Under-19.5s		**Votes**
Jordan Goss	Donvale	24
Division Four Senior Men	**Jones Medal**	**Votes**
Jayden Weichard	Kilsyth	21
Division Four Reserves		**Votes**
Mitchell Anderson	Scoresby	12
Division Four Under-19.5s		**Votes**
Connor McGuire	Chirnside Park	25
Men's Veterans		**Votes**
Heath Decker	North Ringwood	11
Premier Division Senior Women		**Votes**
Olivia Aing	Eastern Devils	28
Division One Senior Women		**Votes**
Maddison Blackburn	Beaconsfield	20
Division Two Senior Women		**Votes**
Mia Chadwick	Blackburn	20
Division Three Senior Women		**Votes**
Brooke Slaney	Kilsyth	19
Division Four Senior Women		**Votes**
Nicole Akers	Mitcham	15
Women's Veterans		**Votes**
Kate Cattanach	South Belgrave	10

BEST AND FAIREST		
Division 1 Netball		**Votes**
Emily Salmon	East Ringwood	26
Division 2 Netball		**Votes**
Jessica Ford	Coldstream	24
Division 3 Netball		**Votes**
Tyler Drummond	Lilydale	30
Division 4 Netball		**Votes**
Amber Kendrick	Oakleigh District	24
Division 5 Netball		**Votes**
Lauren Hussey	Chirnside Park	27
Division 6 Netball		**Votes**
Alyssa Newey	Glen Waverley Hawks	26
Division 7 Netball		**Votes**
Lauren Beaton	Coldstream	18
Division 8 Netball		**Votes**
Emily Thomson	Norwood	25
Division 9 Netball		**Votes**
Samantha Olsen	Norwood	31
Under 18 A Girls		**Votes**
Bernadette Canavan	Blackburn	16
Under 18 B Girls		**Votes**
Scarlett Henderson	Emerald/Monbulk	17
Under 17.5A Boys		**Votes**
William Verrell	Lysterfield	22
Under 17.5B Boys		**Votes**
Adrian Dámico	Knox	13
Jonty Sinclair	East Burwood	13
Under 17.5C Boys		**Votes**
Max Collins	Boronia	12
Under 17.5D Boys		**Votes**
Jack Zilinskas	Bayswater	17
Under 16A Girls		**Votes**
Scout Semple	Wantirna South	25
Under 16B Girls		**Votes**
Maeve Gill	Norwood	18
Under 16C Girls		**Votes**
Kate Bourke	Boronia	29
Under 16A Boys		**Votes**
Paulie Lakiotis	Rowville Hawks	30
Under 16B Boys		**Votes**
Jack Czosnek	Glen Waverley Rovers	23
Under 16C Boys		**Votes**
James Powney	Donvale	24
Under 15A Boys		**Votes**
Ryan Smirk	North Ringwood	25
Under 15B Boys		**Votes**
Cayden Wood	Boronia	24
Under 15C Boys		**Votes**
Flynn Sund	Wantirna South	16

BEST AND FAIREST		
Under 14A Girls		**Votes**
Indy Springett	East Ringwood	19
Under 14B Girls		**Votes**
Poppy Stainthorpe	Rowville Hawks	30
Under 14C Girls		**Votes**
Shaylee Gauci-Fraser	Bayswater	28
Under 14A		**Votes**
Baxter Sruk	Lysterfield	32
Under 14B		**Votes**
Mason Mastromanno	Glen Waverley Rovers	26
Under 14C		**Votes**
Joshua Djordevic	Donvale	29
Under 14D		**Votes**
Julian Bentley	Boronia	21
Under 13A		**Votes**
Declan Rowe	Blackburn	18
Under 13B		**Votes**
Jake McConnell	Mitcham	17
Under 13C		**Votes**
Riley Flynn	Ferntree Gully	23
Under 13D		**Votes**
Declan Pulo	Fairpark	27

TRAINER'S AWARDS	
Senior Trainer of the Year	Hayley Ashcroft (Ringwood)

UMPIRES AWARDS	
Field Umpire of the Year	Dan Beard
Boundary Umpire of the Year	Cody Tuder
Goal Umpire of the Year	Shaun Meredith
Junior Field Umpire of the Year	Tyler Hunt
Netball Umpire of the Year	Belinda Catarinozzi
Best New Netball Umpire	Gabriella Linton
Netball Umpire Coaches Award	Chloe Pinwill

CLINTON GRYBAS MEDIA AWARD
Josh Ward
VOLUNTEER OF THE YEAR
Ellen Johnson (Boronia)
GORDON PARKER BEST CONDUCTED CLUB
Ringwood Junior Football Club
EFNL CHAMPION CLUB

Premier Division	Vermont Football Club
Division 1	Montrose Football Netball Club
Division 2	Boronia Football Netball Club
Division 3	Donvale Football Club
Division 4	Chirnside Park Football Club

Awards

LEADING GOAL KICKERS / GOAL SHOOTERS		
Premier Division Senior Men		**Goals**
Trent Farmer	East Ringwood	53
Division One Senior Men		**Goals**
Timothy Smith	South Belgrave	53
Division Two Senior Men		**Goals**
Josh Williamson	Waverley Blues	52
Division Three Seniors Men		**Votes**
Zak Bozanich	Oakleigh District	60
Division Four Senior Men		**Goals**
Nick Kann	Surrey Park	49
Premier Division Senior Women		**Goals**
Taylah Black	South Croydon	30
Division One Senior Women		**Goals**
Danielle Brotto	The Basin	46
Division Two Senior Women		**Goals**
Cecilia Baldassarre	East Burwood	66
Division Three Senior Women		**Goals**
Kelsey Reade	Eastern Devils	29
Division Four Senior Women		**Goals**
Sarah Birthisel	Fairpark	26
Division 1 Netball		**Goals**
Rylee Hamilton	East Burwood	543
Division 2 Netball		**Goals**
Jessica Ford	Coldstream	509
Division 3 Netball		**Goals**
Zoe Abbruzzese	Lilydale	302
Division 4 Netball		**Goals**
Kellie Phillips	Vermont	419
Division 5 Netball		**Goals**
Ashlyn Bear	Vermont	353
Division 6 Netball		**Goals**
Tayla Ferguson	Chirnside Park	397
Division 7 Netball		**Goals**
Tamara Hutson	Montrose	329
Division 8 Netball		**Goals**
Leah Haag	Norwood	256
Division 9 Netball		**Goals**
Madisen Wekmuller	Norwood	223



BEST ON GROUND / COURT	
Premier Division Senior Men	**Cliff Tomkins Medal**
Jesse Eickhoff	Rowville
Premier Division Reserves	
Jackson Wright	Blackburn
Premier Division Under-19.5s	
Harry Eales	Blackburn
Division One Senior Men	**Gordon Parker Medal**
Jesse Cherry	Mitcham
Division One Reserves	
Jarrod Van Grondelle	Wantirna South
Division One Under-19.5s	
Ethan Winterton	Beaconsfield
Division Two Senior Men	**Les Leete Medal**
Damon Fairchild	Boronia
Division Two Reserves	
Jordan Wright	East Burwood
Division Two Under-19.5s	
Angus Sutherland	Surrey Park
Division Three Senior Men	**Frank Bibby Medal**
James Rausa	Donvale
Division Three Reserves	
Braiden Bodin	Donvale
Division Three Under-19.5s	
Blake Haslam	Warrandyte
Division Four Senior Men	**Colin Tainton Medal**
Tom Smith	Surrey Park
Division Four Reserves	
Sam Humphries	Scoresby
Division Four Under-19.5s	
Ethan Van Zuylen	Forest Hill
Premier Division Senior Women	
Chloe Hunt	Eastern Devils
Division One Senior Women	
Rachael Slater	Boronia
Division Two Senior Women	
Paris Gebel-Lamb	East Ringwood
Division Three Senior Women	
Shae Dale	Kilsyth
Division Four Senior Women	
Lily McDonald	Mooroolbark
Men's Veterans	**Tony Larkin Medal**
Mark Pietryk	North Ringwood
Women's Veterans	
Hayley Landy	South Belgrave
Division 1 Netball	
Molly Heymanson	East Ringwood
Division 2 Netball	
Jessica Ford	Coldstream
Division 3 Netball	
Paige Hunter	Heathmont
Division 4 Netball	
Isabella Touhy	Vermont
Division 5 Netball	
Georgie Haynes	Silvan
Division 6 Netball	
Tianah Shane	Glen Waverley Hawks
Division 7 Netball	
Kellie Harding	Waverley Blues
Division 8 Netball	
Chelsea De Korte	Montrose
Division 9 Netball	
Samantha Olsen	Norwood

Financials

STATEMENT BY BOARD MEMBERS

The board has determined that the Association is not a reporting entity and that this special purpose financial report has been prepared in accordance with the accounting policies outlined in Note 1 to the financial statements.

In the opinion of the board the financial report as set out on pages 38 to 47.

1. Presents fairly the financial position of the Eastern Football Netball League as at 31 October 2023 and its performance for the year ended on that date in accordance with Note 1 to the financial statements.
2. At the date of this statement, there are reasonable grounds to believe that the Eastern Football Netball League will be able to pay its debts as and when they fall due.

This statement is made in accordance with a resolution of the board and is signed for and on behalf of the board by:

PAUL BARLOW
Board Member

KEVIN SMITH
Board Member

Dated in Melbourne on this 27th day of November 2023

STATEMENT OF FINANCIAL POSITION

AS AT 31 OCTOBER 2023

	Note	2023	2022
Current Assets			
Cash and cash equivalents	2	1,759,557	1,806,822
Trade and other receivables	3	12,502	6,931
Other current assets	4	88,836	52,047
Total Current Assets		**1,860,895**	**1,865,800**
Non Current Assets			
Property, plant and equipment	5	667,571	673,118
Total Non Current Assets		**667,571**	**673,118**
TOTAL ASSETS		**2,528,466**	**2,538,918**
Current Liabilities			
Trade and other payables	6	141,077	194,454
Total Current Liabilities		**141,077**	**194,454**
Non Current Liabilities			
Provisions	7	-	-
Total Non Current Liabilities		**-**	**-**
TOTAL LIABILITIES		**141,077**	**194,454**
NET ASSETS		**2,387,389**	**2,344,464**
Equity			
Retained earnings		2,387,389	2,344,464
Eastern Football Hub Development Fund		-	-
TOTAL EQUITY		**2,387,389**	**2,344,464**

STATEMENT OF COMPREHENSIVE INCOME

AS AT 31 OCTOBER 2023

	Note	2023	2022
Sales Revenue		1,514,968	1,127,043
Cost of Sales		1,102,417	827,685
Gross Profit		**412,551**	**299,358**
Other Revenues		3,035,021	2,917,027
Expenses		3,404,647	3,114,805
Profit before income tax		42,925	101,580
Income tax expense	1e	-	-
Profit for the year		**42,925**	**101,580**
Other Comprehensive Income for the year, (net of tax)		-	-
Total Comprehensive Income/(Loss)		**42,925**	**101,580**

The accompanying notes form part of these financial statements

STATEMENT OF CHANGES IN EQUITY

AS AT 31 OCTOBER 2023

	Retained Earnings	Development Fund	Total
Balance at 31 October 2021	**2,242,884**	**-**	**2,242,884**
Profit attributable to the members	101,580	-	101,580
Balance at 31 October 2022	**2,344,464**	**-**	**2,344,464**
Profit attributable to the members	42,925	-	42,925
Balance at 31 October 2023	**2,387,389**	**-**	**2,387,389**

STATEMENT OF CASH FLOWS

AS AT 31 OCTOBER 2023

	Note	2023	2022
Cash flows from operating activities			
Cash receipts in the course of operations		4,511,071	4,035,752
Interest received		33,347	1,387
Cash payments in the course of operations		(4,583,662)	(3,872,459)
Interest and other costs of finance paid		-	-
Net cash provided by (used in) operating activities	8	**(39,244)**	**164,680**
Cash flows from investing activities			
Payments for property, plant and equipment		(8,021)	(8,815)
Proceeds from sale of property, plant and equipment		-	-
Net cash (used in) provided by investing activities		**(8,021)**	**(8,815)**
Net increase (decrease) in cash held		(47,265)	155,865
Cash at beginning of the financial year	2	1,806,822	1,650,957
CASH HELD AT THE END OF FINANCIAL YEAR	2	**1,759,557**	**1,806,822**

The accompanying notes form part of these financial statements

NOTES TO AND FORMING PART OF THE FINANCIAL STATEMENT

FOR THE YEAR ENDED 31 OCTOBER 2023

1. SUMMARY OF SIGNIFICANT ACCOUNTING POLICIES

This financial report is a special purpose financial report prepared in order to satisfy the financial reporting requirements of the Associations Incorporation Reform Act 2012 (Vic), for use by the members of the league and to fulfil the board's requirements to prepare financial statements. The Association is a not-for-profit entity for financial reporting purposes under Australian Accounting Standards.

The financial report has been prepared in accordance with the requirements of the Associations Incorporation Reform Act 2012 (Vic) and the following Accounting Standards:

AASB 101	Presentation of Financial Statements
AASB 107	Statement of Cash Flows
AASB 108	Accounting Policies, Changes in Accounting Estimates and Errors
AASB 110	Events after the Reporting Period
AASB 116	Property, Plant and Equipment
AASB 15	Revenue from contracts with customers

No other applicable Accounting Standards, Australian Accounting Interpretations or other authoritative pronouncements of the Australian Accounting Standards Board have been applied.

The financial report has been prepared on an accruals basis and is based on historic costs and does not take into account changing money values or, except where specifically stated, current valuations of non-current assets.

The following material accounting policies, which are consistent with the previous period unless otherwise stated, have been adopted in the preparation of this financial report.

A) PROPERTY, PLANT AND EQUIPMENT

Each class of property, plant and equipment is carried at cost or fair value less, where applicable, any accumulated depreciation and impairment loss.

The carrying amount of plant and equipment is reviewed annually by directors to ensure it is not in excess of the recoverable amount from these assets. The recoverable amount is assessed on the basis of the expected net cash flows that will be received from the assets employment and subsequent disposal. The expected net cash flows have been discounted to their present values in determining recoverable amounts.

Subsequent costs are included in the asset's carrying amount or recognised as a separate asset, as appropriate, only when it is probable that future economic benefits associated with the item will flow to the Association and the cost of the item can be measured reliably.

All other repairs and maintenance are charged to the income statement during the financial period in which they are incurred.

The directors have assessed the current market value of the Association's land as at least $490,000 based on the most recent Knox City Council valuation.

B) DEPRECIATION

The depreciable amount of all fixed assets is depreciated on a straight line basis over their useful lives commencing from time the asset is held ready for use.

The depreciation rates used for each class of assets are as follows:

Freehold Improvements	9% to 33%
Furniture and Equipment	20%
Computers	20%
Motor Vehicles	20%

C) REVENUE RECOGNITION

Sales Revenue

Sales Revenue represents revenue earned (net of returns, discounts and allowances) at a point in time from the sale of products and services. Sales revenue is recorded when the goods are dispatched.

Interest Income

Interest Income is recognised as it accrues.

Asset Sales

The profit or loss on disposal of assets is included as revenue of the Association. Such profit or loss on disposal of assets is brought to account at the date an unconditional contract of sale is signed.

D) INCOME TAX

The Association has been granted an income tax exemption by the Australian Tax Office.

NOTES TO AND FORMING PART OF THE FINANCIAL STATEMENT

FOR THE YEAR ENDED 31 OCTOBER 2023

1. SUMMARY OF SIGNIFICANT ACCOUNTING POLICIES

E) INVENTORIES

Inventories are measured at the lower of cost and net realisable value. The cost is based on the first in, first out principle and includes expenditure incurred in acquiring the inventories and bringing them to their existing condition and location.

Net realisable value is determined on the basis of the company's normal selling pattern. Expenses of marketing, selling and distribution to customers are estimated and are deducted to establish net realisable value.

F) EMPLOYEE BENEFITS

Provision is made for the Association's liability for employee benefits arising from services rendered by employees to balance date. Employee benefits that are expected to be settled within one year have been measured at the amounts expected to be paid when the liability is settled, plus related on-costs. Employee benefits payable later than one year have been measured at the present value of the estimated future cash outflows to be made for those benefits.

G) GOODS AND SERVICES TAX

Revenues, expenses and assets are recognised net of the amount of GST, except where the amount of GST incurred is not recoverable from the Australian Taxation Office. In these circumstances, the GST is recognised as part of the cost of acquisition of the asset or as part of an item of the expense. Receivables and payables in the statement of financial position are shown inclusive of GST.

H) IMPAIRMENT OF ASSETS

At each reporting date, the Association reviews the carrying values of its tangible and intangible assets to determine whether there is any indication that those assets have been impaired. If such an indication exists, the recoverable amount of the asset, being the higher of the asset's fair value less costs to sell and value in use, is compared to the asset's carrying value. Any excess of the asset's carrying value over its recoverable amount is expensed to the income statement.

Where it is not possible to estimate the recoverable amount of an individual asset, the Association estimates the recoverable amount of the cash-generating unit to which the asset belongs.

I) COMPARATIVE AMOUNTS

Where required by Accounting Standards comparative figures have been adjusted to conform with changes in presentation for the current financial year.

(J) NEW ACCOUNTING STANDARDS FOR APPLICATION IN FUTURE PERIODS

The AASB has issued new, revised and amended Standards and Interpretations that have mandatory applicable dates for future reporting periods and which the Association has decided not to early adopt. Due to the nature of the Association's activities, it does not expect them to have any material effect on the Association's financial statements.

NOTES TO AND FORMING PART OF THE FINANCIAL STATEMENT

FOR THE YEAR ENDED 31 OCTOBER 2023

	2023	2022
2. Cash and Cash Equivalents	**1,759,557**	**1,806,822**
3. Trade and Other Receivables		
Debtors	58,755	39,813
Less impairment of receivables	(46,253)	(32,881)
	12,502	**6,932**
4. Other Current Assets		
Stock on hand	88,836	52,047
Other debtors	-	-
	88,836	**52,047**
5. Property, Plant and Equipment		
Freehold land at cost	240,000	240,000
Building at cost	383,433	383,433
Less accumulated depreciation	(24,050)	(21,645)
	599,383	**601,788**
Freehold improvements at cost	99,751	93,675
Less accumulated depreciation	(47,916)	(44,125)
	51,835	**49,550**
Computer and software at cost	7,056	7,056
Less accumulated depreciation	(6,366)	(4,986)
	690	**2,070**
Furniture and equipment at cost	8,924	6,980
Less accumulated depreciation	(5,004)	(2,927)
	3,920	**4,053**
Motor vehicle at cost	56,762	56,762
Less accumulated depreciation	(45,019)	(41,105)
	11,743	**15,657**
Total property, plant and equipment	**667,571**	**673,118**

NOTES TO AND FORMING PART OF THE FINANCIAL STATEMENT

FOR THE YEAR ENDED 31 OCTOBER 2023

5. Property, Plant and Equipment

Movement in carrying amounts	Freehold Land	Buildings	Freehold Improvements	Furniture & Equipment	Computer	Motor Vehicle	Total
Balance at 31 October 2021	**240,000**	**364,193**	**62,036**	**2,120**	**107**	**20,876**	**689,332**
Additions	-	-	-	4,135	4,680	-	**8,815**
Disposals/Transfers	-	-	(1,477)	-	-	-	**(1,477)**
Depreciation expense	-	(2,405)	(11,009)	(2,202)	(2,717)	(5,219)	**(23,552)**
Balance at 31 October 2022	**240,000**	**361,788**	**49,550**	**4,053**	**2,070**	**15,657**	**673,118**
Additions	-	-	6,076	1,,945	-	-	8,021
Disposals/Transfers	-	-	-	-	-	-	**-**
Depreciation expense	-	(2,405)	(3,791)	(2,078)	(1,380)	(3,914)	(13,568)
Balance at 31 October 2023	**240,000**	**359,383**	**51,835**	**3,920**	**690**	**11,743**	**667.571**

	2023	2022
6. Trade and Other Payables		
Trade creditors and accruals	94,125	140,256
Employee benefits	52,328	62,600
GST Payable	(5,376)	(8,402)
	41,077	**194,454**
7. Provisions		
Non current liabilities		
Provision for employee entitlement	**-**	**-**
8. Cash Flow Information		
Reconciliation of cash flow from operations with		
Profit/(Loss) after income tax		
Profit/(Loss) after income tax	42,925	101,580
Non-cash flows in profit/(loss)		
Depreciation	13,568	23,552
(Gain)/loss on disposal	-	1,477
Provision for Doubtful Debts	13,372	(4,943)
Change in assets and liabilities		
(Increase)/decrease in trade and other receivables	(18,943)	(1,988)
Increase/(decrease) in trade and other payables	(43,105)	29,657
Increase/(decrease) in provisions	(10,272)	4,172
(Increase)/decrease in stock on hand	(36,789)	11,173
	(39,244)	**164,680**

9. Association Details

The principal place of business of the Association is:
Eastern Football Netball League Inc.
256 Scoresby Road Boronia VIC 3155

INDEPENDENT AUDIT REPORT

TO THE MEMBERS OF EASTERN FOOTBALL NETBALL LEAGUE INC.

Opinion

We have audited the accompanying financial report, being a special purpose financial report, of Eastern Football Netball League Inc. which comprises the statement of financial position as at 31 October 2023, the statement of comprehensive income, statement of changes in equity and statement of cash flows for the year then ended, notes comprising a summary of significant accounting policies and other explanatory information and the statement by the members of the committee.

In our opinion the financial report gives a true and fair view of the financial position of Eastern Football Netball League Inc. as at 31 October 2023 and of its financial performance for the year then ended in accordance with the accounting policies described in Note 1 to the financial statements and the Associations Incorporation Reform Act 2012 (VIC).

Basis for Opinion

We conducted our audit in accordance with Australian Auditing Standards. Our responsibilities under those standards are further described in the *Auditor's Responsibilities for the Audit of the Financial Report* section of our report. We are independent of the Entity in accordance with the ethical requirements of the Accounting Professional and Ethical Standards Board's APES 110 *Code of Ethics for Professional Accountants* (the Code) that are relevant to our audit of the financial report in Australia. We have also fulfilled our other ethical responsibilities in accordance with the Code.

In conducting our audit, we have complied with the independence requirements of the Australian professional ethical pronouncements.

We believe that the audit evidence we have obtained is sufficient and appropriate to provide a basis for our opinion.

Emphasis of Matter – Basis of Accounting

Without modifying our opinion, we draw attention to Note 1 to the financial report, which describes the basis of accounting. The financial report has been prepared to assist Eastern Football Netball League Inc. to meet the requirements of the Associations Incorporation Reform Act 2012 (VIC). As a result, the financial report may not be suitable for another purpose.

Committee's Responsibility for the Financial Report

The Committee is responsible for the preparation and fair presentation of the financial report and have determined that the accounting policies described in Note 1 to the financial statements which form part of the financial report are appropriate to meet the financial reporting requirements of the Associations Incorporation Reform Act 2012 (VIC) and are appropriate to meet the needs of the members. The Committee is also responsible for such internal control as the Committee and management determine is necessary to enable the preparation of the financial report that is free from material misstatement, whether due to fraud or error.

Auditor's Responsibilities for the Audit of the Financial Report

Our objectives are to obtain reasonable assurance about whether the financial report as a whole is free from material misstatement, whether due to fraud or error, and to issue an auditor's report that includes our opinion. Reasonable assurance is a high level of assurance, but is not a guarantee that an audit conducted in accordance with Australian Auditing Standards will always detect a material misstatement when it exists. Misstatements can arise from fraud or error and are considered material if, individually or in the aggregate, they could reasonably be expected to influence the economic decisions of users taken on the basis of the financial report.

As part of an audit in accordance with Australian Auditing Standards, we exercise professional judgment and maintain professional scepticism throughout the audit. We also:

- Identify and assess the risks of material misstatement of the financial report, whether due to fraud or error, design and perform audit procedures responsive to those risks, and obtain audit evidence that is sufficient and appropriate to provide a basis for our opinion. The risk of not detecting a material misstatement resulting from fraud is higher than for one resulting from error, as fraud may involve collusion, forgery, intentional omissions, misrepresentations, or the override of internal control.
- Obtain an understanding of internal control relevant to the audit in order to design audit procedures that are appropriate in the circumstances, but not for the purpose of expressing an opinion on the effectiveness of the Entity's internal control.
- Evaluate the appropriateness of accounting policies used and the reasonableness of accounting estimates and related disclosures made by management.
- Conclude on the appropriateness of management's use of the going concern basis of accounting and, based on the audit evidence obtained, whether a material uncertainty exists related to events or conditions that may cast significant doubt on the Entity's ability to continue as a going concern. If we conclude that a material uncertainty exists, we are required to draw attention in our auditor's report to the related disclosures in the financial report or, if such disclosures are inadequate, to modify our opinion. Our conclusions are based on the audit evidence obtained up to the date of our auditor's report. However, future events or conditions may cause the Entity to cease to continue as a going concern.
- Evaluate the overall presentation, structure and content of the financial report, including the disclosures, and whether the financial report represents the underlying transactions and events in a manner that achieves fair presentation.

We communicate with those charged with governance regarding, among other matters, the planned scope and timing of the audit and significant audit findings, including any significant deficiencies in internal control that we identify during our audit.

McLean Delmo Bentleys Audit Pty Ltd

McLean Delmo Bentleys Audit Pty Ltd
Chartered Accountants

Rod Hutton
Hawthorn
Partner

Dated in Melbourne on this 27th day of November 2023

COMPILATION REPORT

TO THE MEMBERS OF EASTERN FOOTBALL NETBALL LEAGUE

We have compiled the accompanying special purpose financial statements of Eastern Football Netball League, which comprise the detailed statement of comprehensive income on pages 46 to 47, for the year then ended 31 October 2023. The specific purpose for which the special purpose financial statements have been prepared is to provide private information to the Board.

The Responsibility of The Directors

The directors of Eastern Football Netball League are solely responsible for the information contained in the special purpose financial statements, the reliability, accuracy and completeness of the information and for the determination that the financial reporting framework used is appropriate to meet their needs and for the purpose that the financial statements were prepared.

Our Responsibility

On the basis of information provided by the directors we have compiled the accompanying special purpose financial statements in accordance with APES 315 Compilation of Financial Information.

We have applied our expertise in accounting and financial reporting to compile these financial statements. We have complied with the relevant ethical requirements of APES 110 Code of Ethics for Professional Accountants.

Assurance Disclaimer

Since a compilation engagement is not an assurance engagement, we are not required to verify the reliability, accuracy or completeness of the information provided to us by management to compile these financial statements. Accordingly, we do not express an audit opinion or a review conclusion on these financial statements.

The special purpose financial statements were compiled exclusively for the benefit of the directors who are responsible for the reliability, accuracy and completeness of the information used to compile them. Accordingly, these special purpose financial statements may not be suitable for other purposes. We do not accept responsibility for the contents of the special purpose financial statements.

McLean Delmo Bentleys Audit Pty Ltd

McLean Delmo Bentleys Audit Pty Ltd
Chartered Accountants

Rod Hutton
Hawthorn
Partner

Dated in Melbourne on this 27th day of November 2023

TRADING STATEMENT

FOR THE YEAR ENDED 31 OCTOBER 2023

	2023	2022
Income		
Sales	1,421,822	1,065,055
Licence fee	93,146	61,988
	1,514,968	**1,127,043**
Less Cost of Sales		
Opening Stock	51,863	63,220
Purchases	961,717	816,512
Closing Stock	88,837	52,047
	1,102,417	**827,685**
TRADING PROFIT	**412,551**	**299,358**
Other Income		
Affiliation fees	130,000	130,000
AFL Victoria grant	78,018	80,000
Competition Management	67,764	60,105
Development funding program	18,904	120,112
Game Day Filming	96,037	93,579
Finals	528,947	545,387
Fines	24,193	18,786
Insurance - Club	434,798	423,739
Interest	33,347	1,387
Junior Interleague	24,014	15,545
Netball	149,482	116,182
Player registrations	269,264	261,518
Premier Data Statistics	58,908	35,345
Presentation nights	33,418	29,546
Sponsorships	196,514	235,818
Sundry revenue	5,759	466
Umpires fees	885,654	724,012
Business Support Funding (COVID-19)	-	25,500
TOTAL INCOME	**3,447,572**	**3,216,385**
Less total expenses	3,404,647	3,114,805
OPERATING SURPLUS / (LOSS)	**42,925**	**101,580**

These financial statements should be read in conjunction with the attached Compilation Report.

TRADING STATEMENT

FOR THE YEAR ENDED 31 OCTOBER 2023

	2023	2022
Expenses		
Affiliations	3,364	2,025
Annual Report	3,705	2,990
Auditor's remuneration	9,850	8,200
Bank charges and interest	1,949	1,793
Depreciation of fixed assets	13,568	23,553
Loss on disposal of fixed assets	–	1,477
Development funding program	18,241	86,319
Doubtful Debt Provision	13,372	178
Match Day Filming / Video Highlights	217,420	186,221
Employment Expenses	2,142	2,985
Employee Costs	690,545	594,266
Executive expenses	5,920	-
External consultant costs	9,700	19,639
Finals Expenses	381,052	352,951
Finals Umpires	80,997	137,145
IT - Computer Software	14,763	29,410
Insurance - General	26,213	25,441
Insurance - Club	482,007	406,546
Junior Interleague	38,050	29,714
Investigation costs	3,909	909
Junior committee expense	1,579	1,364
Media	63,045	27,089
Meetings	2,681	6,339
Motor vehicle expenses	4,587	3,331
Netball	128,815	119,014
Occupancy Costs	47,157	62,241
Premier Data Expenses	105,164	57,250
Presentation nights and Awards	59,134	84,889
Printing and stationery	22,183	18,695
Seminars and training	72	-
Sponsorship costs	27,392	30,789
Staff Amenities	18,914	16,727
Sundry expenses	2,617	1,184
Telephone and Internet Services	24,211	27,139
Umpires	880,329	746,992
TOTAL EXPENSES	**3,404,647**	**3,114,805**

These financial statements should be read in conjunction with the attached Compilation Report.

Life Members

Clive Sleeman*
Reg Mathews*
Cliff Tomkins*
Walter Cornhill*
Paul Edie*
Sir Gilbert Chandler*
Kevin Pratt*
Frank Bibby*
James Austin*
Albert McLellan*
Gerald Black*
Kenneth Wright*
Les Leete*
Gordon Parker*
William Baldwin*
Jim Elmer*
A Robert Tregear
Barry Raymer*
Wayne Reddaway
Ian Kerr
Gary Brunnen
Ron Smith
Ken Walters*
Heather Kleesh
Peter Coloretti
Brian Hawkins
Sandra Smith
Peter Luttick
Len Mackay*
Vern Clauscen
Geoff Dempster
John Milburn
Margaret Trollope
Michael Whiting
Rob Peak
Steve Semken*
Craig Braddy
Bruce Peak*
Robert Murray
Stephen Jones
James (Jim) Walker*

300-Game Player Life Members

Steve Mills
Graeme Allan
Alan Bateson*
Phil Mason
Geoff D'Arcy*
John Hayhurst
Colin Tainton*
Robert Hayhurst
Des Brown
Bill Duff
Steven Davis
Gordon Cowley
Peter Steele
Robin Rogers
Peter Bowie
John Wood
Colin Schelfhout
Stuart Cook
Bill Bowie*
Neale Trollope*
Graeme Milburn
Roy Baldwin*
Allan Shaw
Terry Morris
John Harrop
Anthony Gleeson
Ian Spencer
Peter Baker
Len Taylor
Doug Brumby
Greg Smith
Roger O'Brien
Bill Leach
Kevin Heinze*
Brian Coopersmith
Brendan Curtis
Max Vincent*
Andy Hayman
Alex Argentino
Trevor McPhee*
Ken Melville
Bill Mutsaers
Keith Stocker
Craig Marson
Patrick Schneider
Mark Gow
Greg Smith
Don Hall*
Alan Espie
Alan Whelan
Les Millar
David Dietrich
Lorenzo Marotti
Ray Lacey
Neil Wells
John O'Brien
Paul Fyander
Michael Redpath
Tony Walsh
Greg Krenn
Anthony Hehir
Paul Sparkes
Terry McCormick
Colin Krenn
Darren Mason
David Bending
Scott Fritsch
Steve O'Gorman
Nick Tennant
Erwin Anadoli
Cameron Browne
Dean Buckley
Mark Djordevic
Rod Marget
Gerald Toohey
Dale Vitiritti
Matt Richards
Andrew Smith
Andy Lee
Brett Hartman
Todd Power
Matt Smith
Dion Festini
Jeff Hall
Marc Hardy
Aaron Nummy
Jason Wade
Stuart Wynd
Scott Morrison
Mark Cullen
Adam Molinaro
Huseyin Yusef
Sebastian Colakidis
John Krikas
Danny Russo
Chance McPhee
Matt Wright
Stephen McDonald
Sam Bates
Bryce Notman
Glenn Hewitt
Andrew Farrell
Jamie Cruickshank
Christian Holdsworth
Matt Lawson
Greg Jarvis
Matt Whitty
Marc Williams
Brad Neil
Nick Goodwin
Paul Tredrea
Rodney Williams
Alex Bakens
Craig O'Malley
James Wright
James Grant
Leigh Rankin
Steven Young
Luke Watson
Michael Oxley
Adam Blythman
Aaron Brown
Scott Dimitriou
James O'Sullivan
Grattan Stephens
Daniel King

EFNL LEGENDS

Ian Clark	1970 (3)	1972 (2)	1974 (3)			
Keith Robins	1971 (1)	1972 (1)	1973 (3)			
Gary Galvin	1980 (1)	1981 (2)	1982 (1)			
Russell Stratton	1988 (4)	1990 (3)	1993 (4)	1996 (3)		
Gavin McNay	1989 (4)	1991 (3)	1994 (3)			
Matt Price	2001 (4)	2003 (3)	2005 (3)	2008 (3)	2009 (3)	2010 (3)
Nick Cox	2000 (1)	2004 (3)	2006 (2)			
Ian Atkinson	1998 (3)	2006 (4)	2007 (4)			
Bernie Dinneen	2005 (1)	2006 (1)	2010 (2)			
Dean Grice	2007 (3)	2008 (3)	2011 (3)	2013 (3)		
Kane Maghamez	2009 (3)	2010 (3)	2014 (4)			
Ryan Mullett	2010 (1)	2012 (1)	2014 (1)			
Chris Annakis	2015 (2)	2017 (1)	2018 (1)			
Joel Galvin	2012 (2)	2016 (2)	2018 (2)			
Matthew Mariani	2014 (3)	2016 (3)	2019 (4)			

Any player in the EFNL senior ranks (not reserves) who has achieved three League best and fairest wins in his career is awarded EFNL legend status.

* Denotes deceased

League Directory

REGISTERED OFFICE
EFNL HOUSE
256 Scoresby Road
Boronia, VIC, 3155
Phone: (03) 9762 5766

CHAIR
Paul Barlow

BOARD
Graham Halbish
Tim Finemore
Leon Bailey
David Flintoff
Michelle Stamper
Kevin Smith
Bruce Atkinson
Cathy White
Jo Allan

JUNIOR ADVISORY
Leon Bailey
Mark Pascoe
Ian Singleton
Phil Hermann

CHIEF EXECUTIVE OFFICER
Jy Bond

GENERAL MANAGER – FOOTBALL OPERATIONS
Dyson Baker

COMMERCIAL MANAGER
Dean O'Neill

MEDIA MANAGER
Ryan Long

ADMINSTRATION & EVENTS MANAGER
Kirsty Jamieson

JUNIOR FOOTBALL MANAGER
Paul Giannopoulos

UMPIRE OPERATIONS MANAGER
Scott Van Noordennen

NETBALL AND ADMINISTRATION COORDINATOR
Alice Cook

SENIOR FIELD UMPIRE COACHES
Bruce Onken
Nathan McDonald

FEMALE FIELD COACH/ LIASION OFFICER
Katrina Stopinski

JUNIOR FIELD UMPIRE HEAD COACH
Sean Clarke

JUNIOR DEVELOPMENT COACH
Graeme Meredith

JUNIOR FIELD ASSISTANT COACHES
Brodie Renshaw
Jordan Kennedy
Olivia Heinen

JUNIOR APPOINTMENTS OFFICER
Gerard Bolton

BOUNDARY UMPIRES COACH
Des Seaton

BOUNDARY UMPIRES APPOINTMENTS
Trevor Finch

ASSISTANT BOUNDARY UMPIRES COACH
Pieter Van Pinxteren

GOAL UMPIRES COACH
Peter Baldry

GOAL UMPIRES APPOINTMENTS
Warren Sidebottom

UMPIRES FITNESS COACH
Mal Cree

FITNESS SUPPORT
Brad Pulley
Chris Edwards

TRAINER
Bobby Collins

HEAD OF NETBALL UMPIRING
Raechel Richards

UMPIRE MENTORS
Michelle Johnson
Jennifer Madden
Karen Bennett

NETBALL VENUE MANAGERS
Cory Roberts
Felicity Laub
Karin Sansom
Staci Ball
Stephanie Missos
Tracey Helman

TRIBUNAL CHAIR
Michael Rodriquez

TRIBUNAL MEMBERS
John Allpress
Terry Graham
Grant Hinton
Terry Lewis
Peter Sinclair
Rhys Doughty-Cowell
Michelle Panza

INVESTIGATION OFFICERS
Brett Smith

TRAINERS ASSOCIATION PRESIDENT
Nigel Callanan

UMPIRES ASSOCIATION PRESIDENT
Maurice De Vincentis

CREDITS

Editor
Kirsty Jamieson

Design
Melinda Rochford
www.ripe.design

Photography
Jo Fairy – Field of View Sports Photography

Davis Harrigan Photography

Printing
Allanby Press

EFNL™

EASTERN FOOTBALL NETBALL LEAGUE REGISTERED OFFICE

EFNL House
256 Scoresby Road
Boronia VIC 3155
Phone 9762 5766
www.efnl.org.au
@EasternFNL
@Eastern_FNL
@easternfnl