



# E a s t e r n F o o t b a l l L e a g u e


2005 Annual Report





# Contents

- 1 Mission
- 2 Chairman
- 4 Chief Executive Officer
- 6 Football Operations
- 7 Senior Competition
- 8 Junior Competition
- 10 Media / Tribunal / Umpires
- 12 Season 2005
- 19 Interleague
- 21 Team Listing
- 22 Awards
- 24 Senior Ladders
- 25 Senior Results
- 26 Junior Ladders
- 28 Junior Results
- 31 Life Members
- 32 Financials
- 41 League Directory



This page from top left→right:  
Coldstream captain Matt Price was  
this years Paul Edie Medallist;  
The premiership cup; Doncaster full  
forward Wes Jackson was the first  
player in the league to kick 50 goals  
this season; Rowville Hawks show  
off their under 14 A premiership cup;  
North Ringwood's premiership  
winning reserves side.



Page 1, far right→:  
Rowville and Scoresby battled it out  
in the division two first semi final.





## → The Mission

The Mission of the Eastern Football League is to promote, coordinate and administer the sport of Australian Rules Football through its member clubs in the Eastern Region of the Melbourne Metropolitan area for the benefit of participants no matter what level of skill or involvement.

In doing so, its aim is to be a financially viable operation that has the ability to generate adequate funds for the ongoing administration and development of Australian Rules Football in its region of influence.



# Chairman

On behalf of the board of the Eastern Football League,  
I am pleased to present the league's annual report for 2005.

## Board Development

At the start of the year we spent some time reviewing our strategic plan and, in particular, our vision and core objectives. We involved a wide range of stakeholders in the process and we achieved a new degree of clarity about our direction for the future. In February 2005 we released our "plan for the ongoing prosperity and development of the EFL, and the game of Australian Rules Football in the eastern region of metropolitan Melbourne" for the period 2005 to 2008.

Our new vision is that the Eastern Football League will, by any measure, be acknowledged as the best community sports organisation in Australia.

In addition, our revised plan has a greater focus on improving the game of Australian Rules Football by growing participation, quality, and enjoyment throughout the EFL.

This year we welcomed two new members to the board in Peter Bailey and Graham Halbish. Peter was formerly the president of the East Burwood Football Club and has been operating his own business for a number of years. Graham has held a number of business management roles, and is a former CEO of the Australian Cricket Board. They have both brought excellent skills to the boardroom and the input of some fresh faces has been invaluable.

## Sponsors

I would like to acknowledge the sponsors of the EFL for their support.

PRINCIPAL SPONSOR  
BJS Insurance Group

MAJOR SPONSORS  
AAPT  
Tech Rentals

## Ladies of the East

There have been a number of new initiatives this year including the first meeting of a group called the Ladies of the East.

The concept behind the group was to develop a support and information network for women who are involved in administrative and other roles within our league. Beverley O'Connor hosted the first meeting and there were inspiring presentations from Chris Dowling and Margaret Trollop. The response to that first meeting was very positive and the women followed it up with a second function later in the season.

Finding quality people to run our clubs is becoming more and more difficult. The job itself is becoming more time consuming, as there are many more compliance and legal issues that need to be dealt with. From a football perspective there is clearly 50% of the population that we have traditionally not drawn on for their expertise.

Times are changing and I am sure the Ladies of the East will be an important group in the transition years ahead.

## Friends of the East

This year we also saw the consolidation of our Friends of the East group that was formed last year. The group was formed to develop a network of people who have an affinity with the league. This year we have started to benefit from the valuable network of contacts and resources with a number of opportunities and doors opening for us from our Friends of the East. The group has grown substantially this year and its ongoing success and viability seems assured.

SUPPORT SPONSORS  
Balfours  
Beiersdorf  
Schweppes Cottee's  
Carlton & United Breweries  
Club Warehouse  
Cyan Press  
Croydon Sports Medicine Clinic  
IMG  
Knox Shopping Centre  
Overton Catering  
Russell Athletic  
Trophy Town



## Injury Studies


Once again a number of our clubs have participated in a university study into injury prevention in our game. This year the study was conducted in conjunction with Monash University and the University of Melbourne, and focused on groundbreaking new training techniques to prevent hamstring injury. It follows on from previous studies on the effectiveness of helmets and mouthguards. It is pleasing to see that our clubs are so willing to participate in studies of this kind and the results benefit all of football.

## Looking Forward

With a greater focus on developing the game, we are working towards setting up a Centre of Excellence. Our vision is to create a centre for community sports persons and others, who do not have access to elite facilities, helping them to “be the best they can be”.

Our philosophy is to provide the tools for all our clubs and participants to improve themselves and our Centre of Excellence will play a big role in that.

In addition, we are exploring a number of opportunities that would see us developing our Centre of Excellence at our own league ground. Having our own venue has been part of our long term vision for a number of years now and remains a firm objective that we are working towards.



## Thankyou

I would like to take this opportunity to thank my board members for their input during this year. We have focused on discussions around development of policy and setting the task for the administration to implement that policy on our behalf. This is often a difficult concept to grasp for those of us whose background has been in the hands on approach required of a club committee. I am very much looking forward to 2006 and the opportunity to consolidate the hands off approach needed at board level to ensure that our organisation continues to lead the way in the world of community sport.

It is important that we have a wide range of skills and expertise on the board and this year we have clearly seen the benefit of having the ability to add expertise from outside our normal club nominees.

I would especially like to thank Terry Cheshire for his contribution to the league over a long period of time. Terry has been one of the great characters around our league and he has decided to “hang up the boots” after serving on the board for 10 years.

I would also like to thank all the staff of the league. They are managing the biggest football league in the country and this means they have to deal with many issues that no one else has encountered before.



They always accept the challenge in a professional and committed way and their innovative approach is responsible for so many developments our league has seen over recent years. In particular, I want to thank Craig Braddy for the job he does as CEO. The nature of my role means that I am privileged to spend a lot of time working closely with Craig and I am most grateful of his commitment and support.

Finally, I want to acknowledge the efforts of all the volunteers who contribute to the running of our organisation and our member clubs. I am constantly amazed at the time and effort put in by all the volunteers and clearly the EFL is “where mates matter”.

**Stephen Jones**





# Chief Executive Officer

I believe, that the board of the Eastern Football League (EFL) is a most progressive and talented group of football policy makers.

They have the ambitious vision that the Eastern Football League will by any measure be acknowledged as the best community sports organisation in Australia.

At the commencement of the current business cycle, the board and administration identified a range of challenges that need to be addressed in order that the vision can be realised – the business plan, its objectives and the implementation plan have been developed to achieve this.

Risk management and legal compliance issues are terms with which we have all become far too familiar. I have documented in recent reports the imperative nature of actively monitoring our exposures, to avoid major upheaval or a significant (negative) impact on the future viability of this organisation.

In 2005, the Eastern Football League has been compelled to defend its rules (and decisions) in the Magistrates Court and at the Victorian Civil and Administrative Appeals Tribunal – importantly, we have been successful in each instance.

Unfortunately though, these actions come at a significant cost and it is noted that legal expenses have risen by around 1000% from \$3,000 two years ago, to over \$30,000 this year – sadly, this is money that in an ideal world, would be better utilised in supporting development programs.

Accessing the highest levels of sport, business and government has become a priority for us as we go about building the EFL brand.

It is critical to have access to a range of individuals and groups from across society in order to develop the linkages required to garner their support – brand recognition is therefore, fundamental to this process.

This year, we have lobbied state and federal government to assist us with the payroll and PAYG tax implications concerning our umpire group and we have entered into discussions with the AFL and the Australian Sports Foundation to assist in accessing funding previously unavailable to us.

I was recently asked to present to a conference involving representatives of sport and government from around the country aimed at achieving tax deductible gift status for the EFL and our clubs.

Should this initiative be successful, a pool of funding will become available for all clubs that will be important to their ongoing development programs. The ongoing viability of participating clubs is a cause of concern for any volunteer organisation and must be factored into any strategic planning.

While this will continue to challenge us as an organisation, the EFL is realising positive outcomes in this regard.

Consistent growth within clubs, the number of volunteers assisting in operational roles and rate of individual team successes are some of the important indicators of success in this area.

In 2005, with a total of 372 teams, our ‘average club’ was able to field 8.7 senior and junior teams on a weekly basis compared to only 4.8 teams a decade ago.

However, this growth brings with it new challenges in administering such a large number of teams each week. Recognising that a significant proportion of the population is largely under represented, we have created a group called the Ladies of the East. This group is aimed at promoting the positive aspects of female involvement in clubs and will prove to be a valuable resource in human resource development going forward.

It is pleasing to note that 28 of our 33 junior clubs were represented in this year’s finals series and 14 different clubs won the 15 premierships. While in the senior divisions, 25 of our 40 senior clubs played finals football and 10 different clubs won the 12 premierships.

These numbers are significant as they lead to a more level playing field in terms of financial distributions and in the promotion and development of all clubs.

Building the enthusiasm of stakeholders and the EFL brand has been a major driver in the communications strategy.

As mentioned above, the recognition of our brand is vital, if collectively, we are able to influence the manner in which the organisation is perceived and thus, the financial, human and physical benefits available.

A promotional DVD titled “where mates matter” has been widely distributed to assist clubs in their own funding and promotional initiatives, and further additions are planned to enhance this program.

The value of sponsorship to the league cannot be underestimated.

The returns from the sponsorship and marketing activities have increased by almost 300% in the past decade and now account for approximately 25% of total turnover – obviously, the continued support of our sponsors is of the utmost importance to financial viability, and every care must be taken to protect this vital income stream going forward.

Recruitment, retention and the development of quality people are integral to the ongoing viability of the league.

A myriad of programs have been implemented at substantial cost to address this vital component of our strategy planning. Indeed, nearly \$55,000 has been spent in support of these programs alone.

2005 saw the appointment of the first Womens Umpire Liaison Officer whose role is to mentor new female umpires and to provide a communication conduit between the female umpires and our director of umpires – I am not aware of any other competition in the country to have done so.

A very successful umpire recruitment/promotion day was run for the first time at Knox City Centre with a view to promoting the benefits of umpiring to the youth of the area.

The umpire recruitment program for schools was expanded this year with significant numbers making use of the specialised coaching that we provide to the various schools involved in the program. More than 30 individuals also took the next step and became umpires in the EFL.

The umpire mentor program run in conjunction with the EFL Umpires Association for the first time this year, will be a major factor in the retention of umpires into the future with more than 70 new umpires receiving individualised support through this program in 2005.

Two new board members were “recruited” this year in Graham Halbish and Peter Bailey. Both men have had a major input to the future planning of the league, having brought to the table an enormous level of business acumen, valuable skill sets and impressive networks.

Our club administrator courses were reviewed this year, and it is significant that we have now had more than 2,500 volunteers avail themselves of this training. Negotiations are well underway to create a Centre of Excellence incorporating a Community Development Unit designed to provide state of the art training and support services to clubs.

Technology programs are vital in reducing the time required at club administration level and in easing the



burden on volunteers by automating processes and making them accessible at all times of the day and night.

In excess of \$60,000 has been spent on technology development this year.

Building quality facilities at club level is imperative in attracting new participants.


To this end, a local government strategy has been implemented to build on the important linkages between league, clubs and council. Simply, the relationships involving these groups are vital if clubs are to develop their facilities to the standard required of increasingly discerning patrons.

The league has provided support to a range of club applications for facility funding and it is anticipated that as a result of talks with the Australian Sports Foundation mentioned above, a wider pool of funds will be made available into the future. Plans are also being developed to create an EFL Foundation whose charter it will be to support the league and its clubs in this area.

The ongoing financial viability of the league and its impact on support programs for clubs has been an issue of debate.

It is often argued that “the league should be providing cash funding to assist clubs in their operations”, however, no organisation can continue to develop with a “break even” mentality, nor can maximum benefit be derived from simply distributing profits as and when they are made.

Sound financial planning is required in order to produce profits each year and to continue to grow the support mechanisms for the benefit of all clubs.



It is pleasing therefore, that the surplus returned from league operations this year, will allow the board to rigorously pursue its objectives without having to levy clubs for support.

It is also important to recognise that direct contributions by clubs to administer the league operations total only 17% of the total turnover (or approximately \$4,400 per club) – the additional funds are raised via the various activities conducted by the league.

There are now more than 600 individuals required to facilitate the administration of the league on a weekly basis and I conclude in acknowledging the enormous contributions that these people make to the organisation.

It is a credit to our chairman, Steve Jones and his board, the staff and to all club administrations that they are prepared and willing to embrace change and to accept new challenges – this is how the EFL will continue to evolve and to prosper regardless of the physical, political or financial hurdles.

This is what makes the Eastern Football League a place “where mates matter”.

**Craig Braddy**





# Football Operations

The 2005 season saw the Eastern Football League continue to grow and improve in both the senior and junior competitions.

On any weekend, up to 184 games were played in the EFL by the 372 teams. To highlight the growth of the league, it is worthwhile comparing this to the start of the decade, when the league comprised of 316 teams.

The introduction of the Glen Waverley Hawks senior and reserves sides this season was a tremendous achievement and the task of developing two senior teams from scratch should not be underestimated. Whilst on field success was not as frequent as the club had hoped, the club now has a defined pathway for its juniors and with this in place, can only improve in coming seasons.

In accommodating this growth, the league and in turn the clubs, continue to develop and review all operations. A significant strength of our league is the growth within our junior competition, and the role carried out by Rod Cordwell and the junior committee can never be underestimated.

New initiatives introduced during the 2005 season included on line team sheets. This, coupled with the enhanced on line scoring process, provides for a more efficient and timely process in registering and storing results and player details, making the role of the club volunteer less time consuming.

A trial transfer agreement was introduced, where the league, in cooperation with the Southern Football League and Diamond Valley Football League, developed a streamlined and more efficient player transfer process. Following the introduction of these arrangements, the Mornington Peninsula Football League sought to be included and were a welcome addition to the arrangement, further improving what can be a cumbersome and time consuming process. Complementing the trial transfer arrangements was the enhanced transfer process developed with the VAFA, allowing former clubs the opportunity to object to a player moving to or from a VAFA club should that player owe their former club property or money.

The EFL was again chosen to participate in an injury prevention study, with eight of our senior clubs volunteering to take part in a hamstring injury prevention study conducted by Monash University and University of Melbourne. The study involved 268 players participating

in research as to the effectiveness of conditioning exercises to reduce the incidences of hamstring injuries, and highlighted yet again the willingness of the EFL and its member clubs to endeavour to make our game safer for all participants.

Our media team continues to provide a quality product to followers of our league, with match day coverage complemented by the introduction of 'The Huddle' program on a Wednesday evening, providing a further insight into the background and workings of the league as well as compensating for the loss of our television exposure during the season.

The EFL Umpires Board continues to provide an outstanding service, allowing ours to be one of the few leagues to provide umpires for every competition. An enormous amount of time and effort goes in to the development and recruitment of umpires to our league and the fact that a number of umpires progress to VFL, TAC Cup and AFL standard is testament to the development work carried out by the umpires board.

As we continue to grow, the league and its member clubs attract greater attention, particularly in regard to regulatory matters. Already we have seen councils require the league and some clubs to develop event management plans to document match day management, and the league has revised its club development courses to focus on regulatory and compliance issues now associated with the administration of a football club.

As highlighted, the league and its member clubs have made significant progress in recent times, however there are still significant challenges ahead to allow our league to remain one of the leaders in community football.



Darryl Collings



Rod Cordwell



Anthony Stanguts



Kevin Smith

Darryl Collings





# Senior Competition

The league achieved a significant milestone in the 2005 season with the senior competition comprising four divisions of ten teams for the first time since 2001.

This removed the need for byes and allowed all senior and reserves sides to play the standard eighteen game season. The veterans competition continued to grow, with both Boronia and Chirnside Park introducing veterans sides, whilst in the colts The Basin were successful in fielding a team, participating in the combined colts competition.

The support displayed by clubs and supporters during the senior finals series was again outstanding, with aggregate finals attendances the highest on record despite the inclement weather on our show case day, the division one grand final. A highlight was the crowd attendance at the division two grand final, with the Mitcham venue accommodating a crowd similar in size to a division one grand final, providing a tremendous display for players and spectators alike.

The division one grand final saw Vermont's return to premiership success, with the senior side beating a gallant Donvale and backing up its impressive home and away campaign with strong finals performances. The performance of Donvale during the finals series showed the progress this club has made since rejoining division one only four seasons ago.

Ringwood will make a long awaited return into division one in 2006 after being the dominant team in an otherwise even division two competition. Despite losing only one game during the home and away season, they had to work hard to defend against a brave Rowville on grand final day. The progress of the Rowville Football Club continues, playing in their third successive grand final; following back to back premierships in divisions three and four.

In division three Bayswater continued their 10 year premiership cycle, after success in 1985 and 1995, turning around successive relegations to achieve a hard fought premiership. Doncaster East, after losing only one game during the season, missed out on premiership glory in a game that was a fine display of the quality of football in our league.

Waverley Blues made sure their stay in division four was brief, also following relegation with a premiership. Despite being the competition leader all season, Waverley were taken to the wire and had to reverse a second semi final loss against The Basin to secure their second premiership in five years and return to division three.

Going into the finals, the ladder leaders in the four divisions had lost no more than one game all season, with the Waverley Blues going through the home and away season undefeated. The finals matches showed that despite these statistics, finals can be a very different game, with three of the four senior grand finals decided by single figure margins. A supporting statistic that highlights the evenness of our competition is the number of new finals participants - almost half of the senior finalists participating did not participate in finals the previous season.

The 2005 season also saw ten different clubs winning premierships in senior competitions, with Bayswater complementing their senior premiership with successive flags in the veterans, whilst East Burwood were successful in both the reserves and colts competitions in division one. The East Burwood colts' success was even more significant as it was the third time in four seasons that the side had achieved the premiership, a tremendous achievement for the club. The Doncaster East reserves side also achieved back to back premierships in winning the division three reserves grand final.

Once again the Eastern Football League senior competition provided plenty of interest and displayed the quality of football that the league and its member clubs can provide to the eastern region.

**Darryl Collings**



Above:  
Division one leading goal kicker Brad O'Connor from Donvale (left) battles with Mitcham defender Adam Coghlan (right).



# Junior Competition

Water restrictions have become an ongoing concern over recent years, effecting fixturing and season start dates, with many junior grounds unavailable in the March to May period.

Below:  
Eastern Lions this year fielded three junior sides







Leon Bailey



Richard Stanios



Bernard Fewster

Clubs are forced to seek alternative training and match venues, and going forward clubs will need to foster closer relations with their councils and assist in watering and exploring alternative water storage and recycling schemes.

## Reports

It was pleasing to note a 22% and 15% reduction in player reports and send offs respectively this season, which represents the first downward movement in quite some time. Despite the reduction, clubs can still improve player and on field official's behaviour towards umpires and opposition clubs.

## Lightning Premiership

The under 10 and 11 lightning premierships were again held at Pinks Reserve, the traditional rain giving way to blue skies on both days. The resultant record entry and crowd numbers are testament to the ongoing popularity of this event. 38 and 32 teams respectively entered what has become the highlight of the non competitive area of our competition.

Congratulations to under 10 premiers Glen Waverley Hawks, Heathmont, North Ringwood, Norwood, Rowville Hawks, Vermont, Wantirna South White and best conducted club Chirside Park.

In the under 11 section Boronia, Chirside Park, East Burwood, Norwood Purple and Rowville Gold were successful with Waverley Blues taking home the best conducted club trophy.

## Interleague

We entered under 14 and 15 squads in the Sherrin Metropolitan Junior Championships. Gary Monopoli coached the under 14 squad who were very competitive in all games, winning one of three but failing to make the grand final.



Marilyn Hoggett



Colleen Lockhart

Most valuable player for the series was Sean Lester of the Glen Waverley Rovers Football Club.

The under 15 squad was coached by the president of the Eastern Region Coaches Association Stuart McLean. They achieved a draw and two wins on their way to a grand final victory over the Essendon District Football League at Coburg City Oval, thus giving the EFL our first title in this division. The umpires judged Alex Fiore from the Knox Football Club best on ground in the final, whilst Andrew Faalili of the Waverley Blues Football Club received the most valuable player award.

We continued with our under 13 development squads in 2005. In excess of 100 players were invited to holiday programs aimed at giving them an insight into the standard required if they are to advance to interleague level. At the conclusion of the program 25 players were selected and issued with a summer training program in preparation for the under 14 interleague squad in 2006.

## Finals

Divisional football was the winner again in season 2005 with 28 clubs contesting the final series and 14 different clubs sharing the 15 premierships on offer; Rowville Football Club being the only club to win multiple flags. The presentation of finals venues by host clubs continues to rise. Thank you to those clubs and congratulations to all premiers.



Ian Singleton

## Presentation Night

The Karralyka Centre was the venue for junior presentation night. Team premiership flags were distributed; individual best and fairest winners, interleague representatives and umpires were duly honoured.

Blackburn Football Club received the Gordon Parker Best Conducted Club Award for their efforts in restructuring their committee and growing the junior club to field teams in all age divisions.

## Junior Seasonal Statistics

- ← 33 clubs entered a record 252 teams
- ← Average teams per club 7.6
- ← 6050 players competed in 126 matches per week
- ← 1824 games played (including finals)
- ← 156 field umpires required per week
- ← 146 players played 100 games and received EFL medallions

Thanks to Leon Bailey and the junior committee, the senior board, league staff, Kevin Smith, Phil Hermann and the umpires board.

**Rod Cordwell**



# Media

The EFL media team this year consisted of 23 volunteers giving up their time during the season to perform various media roles.

Left→right:  
EFL media manager Anthony Stanguts;  
Umpire Jason Hermann bounces the  
ball to get the game under way.



Like any football team, we had our fair share of ins and outs each week, which is to be expected with a volunteer group. This year we welcomed eight new members to the media team and had 15 people remain from 2004; only losing six people from the previous year. The pleasing aspect was with such large numbers to start the season, we were able to cover our media commitments each week.

The aim of the EFL media team is to give budding journalists an opportunity to receive hands on experience, and to develop their talents through regular reviews and analysis. The hours the media volunteers put in each week goes generally unheralded by the wider EFL audience, but they are the key to the high standard of media that the EFL produces throughout the season. This enables us to attract new people to the media team each year, with interest now being shown by former players and coaches to work behind the microphone, which is a sign of things to come in the future.

One disappointing aspect of the media coverage this year was the loss of our channel 31 show due to increased programming costs, and the inability to find a suitable timeslot from the station. This limited commentary opportunities in 2005, but we were able to overcome this by alternating commentators on our radio broadcasts of a weekend.

The league was however able to gain exposure through the Southern Football Show on channel 31, and we thank Daryl Pitman and his team for enabling us to submit semi regular stories and updates from our league.

The radio coverage on Radio Eastern was expanded to include a new Wednesday night program titled "The Huddle". The program slowly developed throughout the year, including a 'where are they now?' segment, in depth player interviews, a regular junior segment and a newsdesk to keep listeners up to date with what was going on in the league.

The EFL website continued to go from strength to strength, and in May the site received 10,507,423 hits; an amazing feat for a suburban football league. This figure shows the growth and popularity of the EFL website, and provides the league with a strong marketing tool. One regular column that proved popular and created talk on the website each week was Shaun Kelly's 'Friday Preview' – looking at all the upcoming matches in the senior competition. Shaun put a lot of time and research into his column each week, and his work did not go unnoticed by the website audience.

We once again thank our valued media advertisers: Balsamic Lounge and Restaurant, Boral Quarries, Croydon Tyre Service, Club Kilsyth, Eastern Ranges, Garagestorage.com.au, Harvey World Travel (Eastland and Knox), Lafarge Plasterboards and Noble Park Social Club.

And last, but not least, a very big thank you goes to the members of the media team this year: Grant Campbell, Gavin Casey, Andrew Conway, Luke D'Anello, Lachlan Dix, Barbara East, Brad Henderson, Paul Jefferies, Shane Keane, Shaun Kelly, Matt Lee, Josh Lloyd, Peter McArthur, Derek Mott, Danny O'Loughlin, Jeremy Orr, Sarah Oosterwyk, Stephen Perry, Rob Reynolds, Lauren Wapling, Ron Welsh, James Willoughby and Jack Wilson. Thanks also go to the Sportsvision team for their assistance during the year.

**Anthony Stanguts**





# Umpires and Tribunal

## Umpires

The preseason emphasis in 2005, like all seasons, was on recruiting and retention. I am happy to say that there was a significant net gain in overall umpire numbers taking into account losses from the previous season and new umpires recruited. Irrespective of an increased umpire requirement this year, all appointments were filled during the season.

To further assist recruitment and retention of female umpires the position of Womens Umpire Liaison Officer was introduced to ensure an effective umpire relationship with our female umpires.

A mentor program was introduced whereby 67 first year goal, boundary and field umpires were paired with an experienced umpire in order to provide one on one communication throughout the season. Mentors provided a great service to the new umpire, umpiring generally and the league.

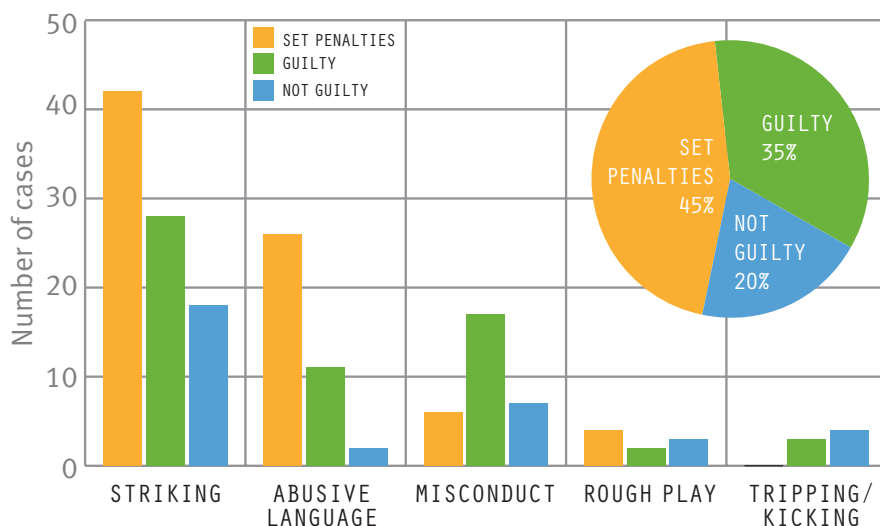
Umpire accreditation is an important part of an umpires development and in excess of 40 umpires successfully completed either their Level One or Level Two accreditation certificate course with others being reaccredited.

Over 400 umpires were listed in 2005, and with a good percentage of them quite young, the job of coaching and developing umpires was a mammoth one. I am thankful for the tremendous effort and performance of Phil Hermann (junior umpires coach), Graeme Williams (goal umpire coach) and Andrew Walters (boundary umpire coach) along with the support staff.

I am also thankful to the Umpires Association for its cooperation, for assisting with an appropriate umpiring atmosphere and for being a driving force behind the mentor program.

Congratulations must go to the umpire of the year in each category, Graeme Bergroth (boundary), David Wallace (goal) and Clinton Kingma (field). The prestigious Golden Whistle Award for an up and coming umpire who has shown marked improvement, has displayed a commitment to umpiring and displays an ability to continue at a higher level was awarded to field umpire David Cameron.

Kevin Smith



## Tribunal

Once again the vast majority of games played during the 2005 season were in good spirit and in the manner the competition has come to expect. The conduct of players and officials is to be commended, and whilst the number of reports during the season increased slightly, the average of one report for every 16 games played highlights the standard in which our games are played.

During the season, there were 173 reports referred to the league, with 95 cases heard by the tribunal. The tribunal convened on 25 occasions from April through to September, with the number of cases being heard varying from one to nine on any one given evening.

During the season, the tribunal issued suspensions totalling 170 matches, whilst players accepted set penalties totalling 138 matches and 3 clubs, Coldstream, Doncaster and Nunawading are to be congratulated in having no suspensions applied to a player during the season.

A trend that did rise during the season was the number of investigations requested by clubs, with 10 investigations occurring during the season. In a large number of cases the incidents being requested, whilst perhaps not as serious as previous years, were still involving incidents that were reportable under the laws of the game, and highlighted the reluctance of players and clubs alike to accept inappropriate conduct.

Again the league was fortunate to utilise the services of four experienced and well-credentialed investigation officers and many thanks go to Roger Schranz, Peter Dinan, Brett Florence and Tim Paul for the role they carried out throughout the season.

Following expressions of interest being sought at the end of last season, we welcomed three new members to our tribunal. League supporter, Garry Sparke, 300 game life member Gary Maddern and former grand final umpire Michael Rodriguez made a welcome addition to the team. Unfortunately during the season, we farewelled a long time contributor to the tribunal and league with the passing of Bernie Lowden and his contribution will be fondly remembered.

At the end of the season, tribunal chairman Mark Eadon announced he would not be continuing. Mark has been of enormous support to the tribunal, holding the position of chairman over the past seven seasons and the league is certainly indebted to Mark for his contribution, both as chairman and the 10 years serving as a tribunal member.

Many thanks go to the tribunal and the investigation officers for the significant role they played in continuing to maintain the high standard expected in the running of our league.



# Season 2005

## November

Vermont announces delisted Hawthorn player Kris Barlow will return to the club as a player and assistant senior coach for 2005.

Former Australian Cricket Board CEO, Graham Halbish, is appointed to the board of the Eastern Football League.

EFL Annual General Meeting held at Karralyka Centre in Ringwood. Fixture released with four divisions and 40

clubs, with the bye eliminated from division four after the introduction of the Glen Waverley Hawks; the first time since 2001 the EFL has had 40 senior teams. Long serving senior vice president Steve Semken retires from the board, and former East Burwood president Peter Bailey is elected to complete all board positions.

End of year junior delegates meeting held at Scoresby FC.

Topics discussed include 2005 fixture dates and new team nomination process.

Noble Park player, and Boral Quarries U21 Player of the Year, James Gwilt is picked at number 63 by St Kilda in the AFL draft. Eastern Ranges listed players, Croydon's Matthew Bate (Melbourne), Scoresby's Fabian Deluca (Port Adelaide) and Vermont's Chris Knights (Adelaide) were also selected in the draft.

## December

All EFL senior coaches are confirmed for the 2005 season, with 13 coaching changes across the four divisions.

The EFL, in conjunction with the Diamond Valley and Southern Football Leagues, agree to trial a revised player transfer arrangement in 2005.

Former Templestowe player Eddie Betts is recruited by Carlton in the December AFL preseason draft. In the rookie draft, former Mitcham players Kristan Height and Josh Gibson are selected by Hawthorn and Kangaroos respectively.

## January

Trainer, umpire and coach accreditation courses conducted preseason.

## February

Club Administrator courses held at EFL house, covering Committee Management, Football Operations and Financial Management.

Computer courses held at Ringwood Secondary College. Club representatives are educated in database management, online team sheets and online scores.

← Left:

Former Richmond player Marty McGrath was a new recruit for Templestowe this season.






Clockwise from top left→:

Ryan Power (left) and Brad Hall (right) do battle in the ruck in the division one grand final; Vermont runs through their banner;

Vermont coach David Banfield (left) and captain Brad Cullen (right) hold aloft the premiership cup; The Vermont senior premiership team.



# → Season 2005



← Left:

Ferntree Gully this year had a change of jumper.

## March

Colts fixture released featuring division one, two and combined three and four colts grades. The new colts teams are The Basin and a combined Kilsyth/Heathmont side.

Coaches forum held at the EFL house with the focus on trends in umpiring and rule interpretation, coaching and analytical aids and discussion on the future of the EFL interleague program.

EFL season launch held at Leonda By The Yarra, with Tech Rentals announced as the new football sponsor.

Junior delegates meeting held at Ringwood FC. Topics discussed were rules changes and new trial transfer system.

Junior fixture released, with a record 252 teams to participate across the 24 divisions.

## April

First online tipping competition is launched on EFL website, covering seniors, colts and under 16's.

Veterans fixture is released, with the competition expanding to 11 teams with the introduction of Chirside Park, Surrey Park and Boronia.

Glen Waverley Hawks record their first ever senior win, defeating Chirside Park in round two.

Anzac Day games are once again staged in the EFL, with Mitcham hosting Blackburn, and Boronia hosting Scoresby.





From top left→right:  
 Shaun Gordon in action in the division two grand final; The 2005 division two premiers, Ringwood; Daniel Spargo starts his premiership celebrations; Ringwood coach Steve Parsons celebrates his sides grand final win.







# → Season 2005

## May

Veterans fixture is revised after the withdrawal of Surrey Park.

Montrose coach Nick Tennant plays his 300th senior game, versus Knox in round five.

Junior lightning premierships held at Pinks Reserve in Kilsyth over two weekends, with under 10 and 11 teams competing.

Templestowe FC and coach Wayne Harmes parts ways, with former player Tony Smith taking over the reigns.

Wantirna South record their first ever victory in division one, defeating Blackburn at home in round six.

## June

Wes Jackson from Doncaster becomes the first senior player to reach 50 goals for the season.

Ladies of the East hold their first function, with Vega radio newsreader Beverley O'Connor the host.

Vermont suffer their first defeat of the year, against Noble Park in round 10.

First stage of the under 13 development squad conducted at Knox Gardens Reserve during the June school holidays.

## July

Doncaster inflicts Ringwood's first defeat of the season, in round 13 at Schramms Reserve.

Rowville's Murray Silver kicks the biggest total of goals for one game in round 11, kicking 15 versus Mulgrave.

The under 15's make the Sherrin Metropolitan Junior Championship final at Coburg City Oval, in which the EFL defeats Essendon District Football League recording the first ever under 15 win.

Mark Doueal is announced new South Croydon coach after Lucas Paul and the club part company.

Knox celebrates their 25th anniversary and announces their teams of each decade, and their team of the quarter century.

Paul Breen resigns from North Ringwood's senior coach position. Vice captain Brendan Fitzgibbon is appointed coach for the final two matches of the season.

The venues for the senior finals are released with the hosts to be:

- Bayswater – division one,
- Mitcham – division two,
- Boronia – division three,
- East Burwood – division four.



## August

Mooroolbark, North Ringwood and Wantirna South all achieve bronze level recognition in the Football Victoria Quality Clubs Program.

Doncaster East suffer their first defeat of the season, versus Coldstream in round 17.

Junior finals held at Blackburn, Donvale, Kilsyth, Scoresby and Vermont, with 14 different premiers across the 15 competitive divisions.

Senior finals participants meeting held at EFL house. Topics discussed are finals match day structure, qualifications for finals, and club requirements.



Above:

Norwood players celebrate after a goal.

← Far left:

Boronia and Scoresby this year played an Anzac day match, so too did Blackburn and Mitcham.



# Season 2005

## September

The Waverley Blues are the stand out side during the home and away season in division four, but suffer their first defeat for the year in the second semi final versus The Basin. Whitehorse Pioneers finish in the finals for the fourth year in a row, and the Eastern Lions find themselves playing in their first finals campaign since 1997. Waverley Blues set up a rematch with The Basin after accounting for Whitehorse in the preliminary final. Waverley was able to reverse the semi final result, and record a seven point victory, returning to division three.

Bayswater surprised many with their thrilling five point victory over Doncaster East in the grand final. Doncaster East had only lost one match during the home and away season, but Bayswater turned the

despair of back to back relegation into the joy of a premiership win. South Croydon edged their way into the finals in the last round of the season, but could not overcome Coldstream in the first semi. Despite being the only team to defeat Doncaster East during the home and away season, Coldstream only made it as far as the preliminary final, bowing out to eventual premiers Bayswater.

Ringwood dominated division two, only dropping one game for the season. Montrose were once again in the finals, and were joined by two new teams in Scoresby (relegated from division one) and Rowville (promoted from division three). Rowville made it three

grand final appearances in a row, accounting for Scoresby and Montrose on the way to a grand final showdown with Ringwood. Ringwood farewelled senior coach Steve Parsons in the best possible way, winning the premiership by 20 points and returning to division one for the first time since 1998.

Vermont made a triumphant return to division one grand final day, the first time since 2001; their last premiership year. Joining them in the finals were back to back premiers Noble Park, finals regulars East Burwood and Donvale – competing in their first division one finals series since 1998. Donvale were able to defeat both of the 2004 grand finalists on their way to a grand final meeting with Vermont. Both clubs were faced with wet conditions on grand final day, and in a low scoring affair, Vermont was able to claim victory by nine points.

Junior presentation night held at the Karralyka Centre in Ringwood. 450 guests witnessed the presentation of the premiership flags, the announcement of 17 best and fairest winners and the awarding of the Gordon Parker Best Conducted Club award to Blackburn.

Second stage of the under 13 development squad conducted at Lewis Park during September school holidays.

Chandler Medal Night held at Leonda By The Yarra in Hawthorn. Best and fairest awards presented across the 12 divisions. Champion club, goal kicker and umpire awards also presented, along with the Trophy Town Achiever of the Year award. Coldstream captain Matt Price becomes an EFL Legend winning his third league best and fairest medal.

## October

Invitations for the 2006 under 14 interleague squad are sent to selected players from the under 13 development squad.





## Junior Interleague

### UNDER 15

#### Round One

Eastern Football League	9.8.62	drew	Yarra Junior Football League	9.8.62
-------------------------	--------	------	------------------------------	--------

#### Round Two

Eastern Football League	15.13.103	defeated	Moorabbin Saints Junior Football League	6.1.37
-------------------------	-----------	----------	-----------------------------------------	--------

#### Round Three

Eastern Football League	18.18.126	defeated	Dandenong & Districts Junior Football League	0.1.1
-------------------------	-----------	----------	----------------------------------------------	-------

#### Grand Final

Eastern Football League	12.7.79	defeated	Essendon District Football League	5.9.39
-------------------------	---------	----------	-----------------------------------	--------

### UNDER 14

#### Round One

Yarra Junior Football League	10.8.68	defeated	Eastern Football League	8.10.58
------------------------------	---------	----------	-------------------------	---------

#### Round Two

Eastern Football League	13.13.91	defeated	Moorabbin Saints Junior Football League	10.8.68
-------------------------	----------	----------	-----------------------------------------	---------

#### Round Three

Dandenong & Districts Junior Football League	14.12.96	defeated	Eastern Football League	9.8.62
----------------------------------------------	----------	----------	-------------------------	--------

← Left:

Action from the under 10 lightning premiership.



From top left→right:

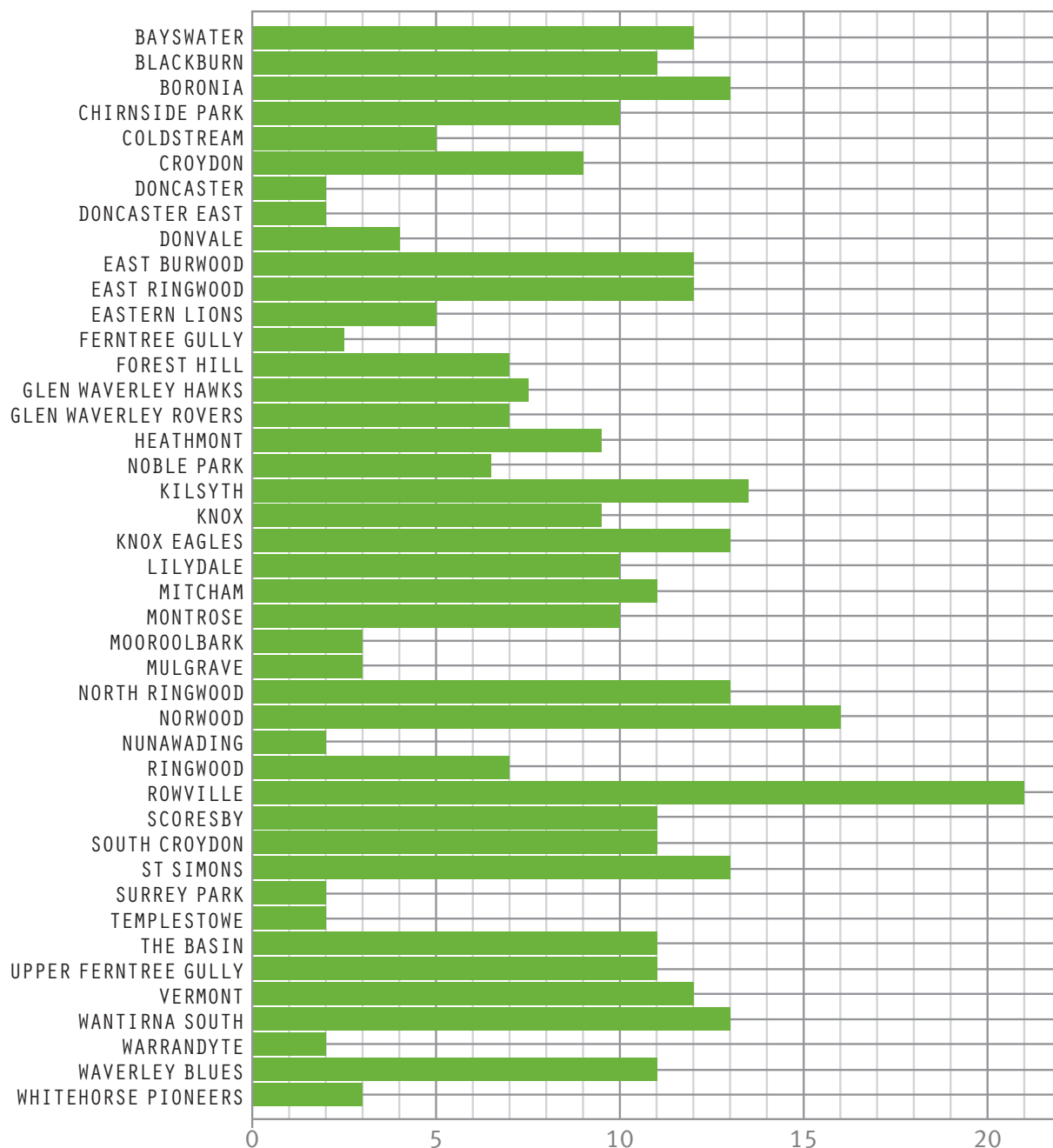
The victorious under 15 interleague side; Vice captain Daniel Maynard, captain Gian Baranello and coach Stuart McLean are presented with the grand final cup; The winning under 15 side sing their theme song one more time.



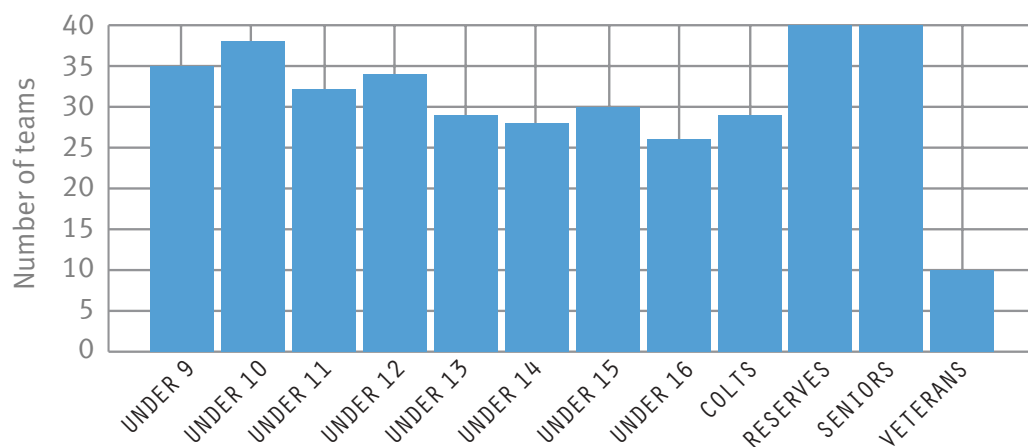
From top left→right:  
Damien Souness readies himself for the next ball up; The Bayswater premiership side; Brendan Wallace pushes Bayswater back into attack; The Bayswater boys storm the dais after the premiership cup and flag have been presented.



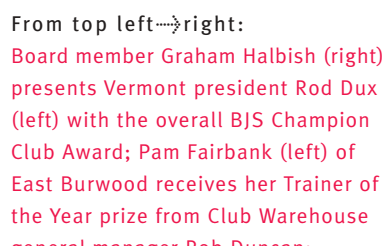
# → Team Listing



## Number of Teams



# → Awards



From top left→right:  
Board member Graham Halbish (right) presents Vermont president Rod Dux (left) with the overall BJS Champion Club Award; Pam Fairbank (left) of East Burwood receives her Trainer of the Year prize from Club Warehouse general manager Rob Duncan; Division four leading goal kicker, Andrew Slevison; Vermont onballer Bernie Dinneen was this years division one best and fairest winner.



## BEST AND FAIREST

<b>Division One Seniors</b>		
Bernard Dinneen	Vermont	21
<b>Division One Reserves</b>		
Sean Roach	Vermont	19
<b>Division One Colts</b>		
Ziggie Alwan	Noble Park	24
<b>Division Two Seniors</b>		
Kyle Matthews	Ringwood	32
<b>Division Two Reserves</b>		
Jon Mole	Rowville	21
<b>Division Two Colts</b>		
Dean Grice	Boronia	27
<b>Division Three Seniors</b>		
Matthew Price	Coldstream	20
<b>Division Three Reserves</b>		
Frank Maaskant	Mooroolbark	15
<b>Division Four Seniors</b>		
Bradley Carroll	Kilsyth	21
<b>Division Four Reserves</b>		
Adam Verrell	Kilsyth	16
<b>Combined Colts</b>		
Matthew Jones	South Croydon	20
<b>Veterans</b>		
Darren Fraser	Forest Hill	18
<b>Under 16 Division A</b>		
Kris Nye	Norwood	21
<b>Under 16 Division B</b>		
Grant Lofthouse	St Simons	23
<b>Under 16 Division C</b>		
Russell Cowan	Lilydale	25
Tim Risely	Upper Ferntree Gully	25
<b>Under 15 Division A</b>		
Mathew Cunningham	Wantirna South	26
<b>Under 15 Division B</b>		
Andrew Faalili	Waverley Blues	27
<b>Under 15 Division C</b>		
Josh Brown	Scoresby	30
<b>Under 14 Division A</b>		
Sam Blease	Norwood	22
Nathan Canning	Rowville	22
<b>Under 14 Division B</b>		
Justin Ficorilli	Croydon	31
<b>Under 14 Division C</b>		
Paul Wagner	Coldstream	27
<b>Under 13 Division A</b>		
Guy Phelps	North Ringwood	31
<b>Under 13 Division B</b>		
Patrick Gabriel	Boronia	21
<b>Under 13 Division C</b>		
Adam Checkley	The Basin	26
<b>Under 12 Division A</b>		
Jayne Gottliebsen	North Ringwood	30
<b>Under 12 Division B</b>		
Daniel Reid	Mooroolbark	33
<b>Under 12 Division C</b>		
Josh Saker	Scoresby	32

## BORAL

### UNDER 21 PLAYER OF THE YEAR

<b>Division One/Two</b>		
Brad O'Conner	Donvale	
<b>Division Three/Four</b>		
John Blas	Doncaster East	

### TROPHY TOWN ACHIEVER OF THE YEAR

Fred Martello	Ringwood
---------------	----------

### CLUB WAREHOUSE TRAINER OF THE YEAR

Pam Fairbank	East Burwood
--------------	--------------

### TROPHY TOWN LEADING GOAL KICKERS

<b>Division One</b>		
Brad O'Conner	Donvale	64
<b>Division Two</b>		
Murray Silver	Rowville	83
<b>Division Three</b>		
Grant Noonan	Upper Ferntree Gully	76
<b>Division Four</b>		
Andrew Slevison	Waverley Blues	89

### GRAND FINAL BEST ON GROUND MEDALS

<b>Division One</b>		
Kris Bardon	Vermont	
<b>Division Two</b>		
Paul Eccles	Ringwood	
<b>Division Three</b>		
Simon Denton	Bayswater	
<b>Division Four</b>		
Rod Vanhattum	Waverley Blues	

### BJS CHAMPION CLUB AWARD

<b>Division One</b>	Vermont
<b>Division Two</b>	Ringwood
<b>Division Three</b>	South Croydon
<b>Division Four</b>	Waverley Blues
<b>Overall</b>	Vermont



From top left→right:

Ringwood president Fred Martello receives his Trophy Town Achiever of the Year Award from Trophy Town managing director Michael Flegeltaub; Division two best and fairest winner, Kyle Matthews.

## UMPIRE AWARDS

### Best Senior Field Umpire

Clinton Kingma

### Best Senior Boundary Umpire

Graham Bergroth

### Best Senior Goal Umpire

David Wallace

### Best Junior Field Umpire

Stephen Ritchie

### Best First Year Junior Field Umpire

Nicholas Browne

### GORDON PARKER BEST CONDUCTED JUNIOR CLUB AWARD

Blackburn Football Club

### JUNIOR LIGHTNING PREMIERSHIP

#### Under 10 Winners

Glen Waverley Hawks  
Heathmont  
North Ringwood  
Norwood  
Rowville Hawks  
Vermont  
Wantirna South White

#### Best Conducted Club

Chirnside Park

#### Under 11 Winners

Boronia  
Chirnside Park  
East Burwood  
Norwood Purple  
Rowville Gold

#### Best Conducted Club

Waverley Blues





# Senior Ladders

## DIVISION ONE SENIORS

	P	W	L	D	B	For	Ag	%	Pts
Vermont	18	17	1	0	0	2527	1156	218.60	68
Noble Park	18	15	3	0	0	2162	1523	141.96	60
Donvale	18	12	6	0	0	1917	1416	135.38	48
East Burwood	18	11	7	0	0	1852	1741	106.38	44
East Ringwood	18	10	8	0	0	1875	1764	106.29	40
Croydon	18	9	9	0	0	1548	1735	89.22	36
Mitcham	18	7	11	0	0	1538	1556	98.84	28
Lilydale	18	4	14	0	0	1410	2077	67.89	16
Blackburn	18	3	15	0	0	1295	2176	59.51	12
Wantirna South	18	2	16	0	0	1400	2380	58.82	8

## DIVISION ONE RESERVES

	P	W	L	D	B	For	Ag	%	Pts
East Burwood	18	17	1	0	0	1587	990	160.30	68
Vermont	18	16	2	0	0	1851	852	217.25	64
East Ringwood	18	11	6	1	0	1442	1037	139.05	46
Donvale	18	11	7	0	0	1416	1070	132.34	44
Noble Park	18	9	8	1	0	1345	1075	125.12	38
Wantirna South	18	7	11	0	0	1353	1460	92.67	28
Blackburn	18	6	11	1	0	1150	1436	80.08	26
Croydon	18	4	13	1	0	895	1500	59.67	18
Mitcham	18	4	14	0	0	896	1746	51.32	16
Lilydale	18	3	15	0	0	925	1694	54.60	12

## DIVISION ONE COLTS

	P	W	L	D	B	For	Ag	%	%Won
East Burwood	16	13	3	0	2	1586	682	232.55	81.25
Mitcham	16	12	4	0	2	1323	796	166.21	75.00
Noble Park	16	12	4	0	2	1368	898	152.34	75.00
Vermont	16	11	5	0	2	1444	797	181.18	68.75
East Ringwood	16	7	9	0	2	1184	1128	104.96	43.75
Croydon	16	6	10	0	2	859	961	89.39	37.50
Blackburn	16	6	10	0	2	911	1370	66.50	37.50
Wantirna South	16	4	12	0	2	772	1309	58.98	25.00
Lilydale	16	1	15	0	2	360	1866	19.29	6.25

## DIVISION TWO SENIORS

	P	W	L	D	B	For	Ag	%	Pts
Ringwood	18	17	1	0	0	2067	1020	202.65	68
Montrose	18	13	5	0	0	1893	1653	114.52	52
Rowville	18	11	7	0	0	1968	1616	121.78	44
Scoresby	18	11	7	0	0	1687	1483	113.76	44
Norwood	18	10	8	0	0	1658	1720	96.40	40
Doncaster	18	8	10	0	0	1689	1675	100.84	32
Mulgrave	18	6	12	0	0	1477	1837	80.40	24
Knox	18	5	12	1	0	1591	1727	92.13	22
North Ringwood	18	5	13	0	0	1330	1786	74.47	20
Boronia	18	3	14	1	0	1136	1979	57.40	14

## DIVISION TWO RESERVES

	P	W	L	D	B	For	Ag	%	Pts
Rowville	18	14	3	1	0	1676	1074	156.05	58
Montrose	18	13	5	0	0	1600	1091	146.65	52
North Ringwood	18	11	7	0	0	1450	1201	120.73	44
Mulgrave	18	11	7	0	0	1373	1219	112.63	44
Ringwood	18	10	8	0	0	1344	1135	118.41	40
Knox	18	9	9	0	0	1194	1289	92.63	36
Norwood	18	8	9	1	0	1265	1225	103.27	34
Boronia	18	7	11	0	0	1078	1432	75.28	28
Scoresby	18	5	13	0	0	1139	1533	74.30	20
Doncaster	18	1	17	0	0	730	1650	44.24	4

## DIVISION TWO COLTS

	P	W	L	D	B	For	Ag	%	%Won
Scoresby	16	14	2	0	2	1747	681	256.53	87.50
Ringwood	16	14	2	0	2	1497	811	184.59	87.50
Knox	16	14	2	0	2	1194	752	158.78	87.50
North Ringwood	16	9	7	0	2	1224	1291	94.81	56.25
Boronia	16	8	8	0	2	1081	886	122.01	50.00
Montrose	16	5	11	0	2	1160	1370	84.67	31.25
Rowville	16	4	12	0	2	892	1693	52.69	25.00
Norwood	16	2	14	0	2	851	1290	65.97	12.50
Mulgrave	16	2	14	0	2	751	1623	46.27	12.50

## DIVISION THREE SENIORS

	P	W	L	D	B	For	Ag	%	Pts
Doncaster East	18	17	1	0	0	2035	1213	167.77	68
Bayswater	18	13	5	0	0	1648	1282	128.55	52
Coldstream	18	13	5	0	0	1787	1519	117.64	52
South Croydon	18	10	8	0	0	1796	1534	117.08	40
Nunawading	18	10	8	0	0	1705	1458	116.94	40
Upper Ferntree Gully	18	9	9	0	0	1696	1815	93.44	36
Mooroolbark	18	7	11	0	0	1671	1721	97.09	28
Templestowe	18	6	12	0	0	1592	1458	89.89	24
Heathmont	18	3	15	0	0	1359	2057	66.07	12
Warrandyte	18	2	16	0	0	1292	2211	58.44	8

## DIVISION THREE RESERVES

	P	W	L	D	B	For	Ag	%	Pts
South Croydon	18	17	1	0	0	1614	834	193.53	68
Doncaster East	18	14	4	0	0	1457	1053	138.37	56
Mooroolbark	18	13	5	0	0	1438	1027	140.02	52
Nunawading	18	12	6	0	0	1430	1204	118.77	48
Upper Ferntree Gully	18	10	8	0	0	1535	1175	130.64	40
Templestowe	18	9	9	0	0	1400	1299	107.78	36
Bayswater	18	8	10	0	0	1236	1316	93.92	32
Heathmont	18	4	14	0	0	926	1579	58.64	16
Coldstream	18	2	16	0	0	967	1616	59.84	8
Warrandyte	18	1	17	0	0	848	1748	48.51	4

## DIVISION FOUR SENIORS

	P	W	L	D	B	For	Ag	%	Pts
Waverley Blues	18	18	0	0	0	2835	830	341.57	72
The Basin	18	14	4	0	0	2249	1249	180.06	56
Whitehorse Pioneers	18	14	4	0	0	2029	1458	139.16	56
Eastern Lions	18	13	5	0	0	1811	1508	120.09	52
Forest Hill	18	10	8	0	0	1837	1696	108.31	40
Kilsyth	18	8	10	0	0	1501	1766	84.99	32
Ferntree Gully	18	7	11	0	0	1320	2002	65.93	28
Surrey Park	18	4	14	0	0	1340	1830	73.22	16
Chirnside Park	18	1	17	0	0	1158	2283	50.72	4
Glen Waverley Hawks	18	1	17	0	0	1054	2512	41.96	4

## DIVISION FOUR RESERVES

	P	W	L	D	B	For	Ag	%	Pts
Forest Hill	18	16	2	0	0	2287	756	302.51	64
Waverley Blues	18	16	2	0	0	2305	803	287.05	64
The Basin	18	14	4	0	0	1699	903	188.15	56
Eastern Lions	18	12	6	0	0	1569	1223	128.29	48
Whitehorse Pioneers	18	8	10	0	0	1341	1577	85.03	32
Surrey Park	18	7	11	0	0	1305	1495	87.29	28
Kilsyth	18	7	11	0	0	1194	1611	74.12	28
Chirnside Park	18	4	14	0	0	897	1855	48.36	16
Ferntree Gully	18	4	14	0	0	844	2081	40.56	16
Glen Waverley Hawks	18	2	16	0	0	821	1958	41.93	8

## COMBINED COLTS

	P	W	L	D	B	For	Ag	%	%Won
South Croydon	16	16	0	0	2	2360	360	655.56	100.00
Mooroolbark	16	14	2	0	2	1500	792	189.39	87.50
The Basin	16	11	5	0	2	1244	1112	111.87	68.75
Upper Ferntree Gully	16	10	6	0	2	1196	1020	117.25	62.50
Kilsyth/Heathmont	17	8	8	0	1	1513	1407	107.53	47.06
Waverley Blues	16	6	10	0	2	1019	1180	86.36	37.50
Chirnside Park	16	6	10	0	2	908	1117	86.129	37.50
Forest Hill	16	6	10	0	2	893	1459	61.21	37.50
Bayswater	17	6	11	0	1	1022	1157	88.33	35.29
Whitehorse Pioneers	17	6	11	0	1	853	1289	66.18	35.29
Ferntree Gully	17	0	17	0	1	578	2193	26.36	0.00

## VETERANS

	P	W	L	D	B	For	Ag	%	%Won
Bayswater	9	9	0	0	0	806	374	215.51	100.00
Forest Hill	7	6	1	0	2	594	308	192.86	85.71
Boronia	9	7	2	0	0	581	430	135.12	77.78
Chirnside Park	9	6	3	0	0	721	498	144.78	66.67
South Croydon	9	6	3	0	0	722	527	137.00	66.67
East Burwood	9	4	5	0	0	541	507	106.71	44.44
Mitcham	9	3	6	0	0	503	700	71.86	33.33
Lilydale	9	2	7	0	0	427	849	50.29	22.22
North Ringwood	9	1	8	0	0	344	705	48.79	11.11
East Ringwood	8	0	8	0	1	362	667	54.27	0.00





# Senior Finals Results

## DIVISION ONE SENIORS

<b>First Semi Final</b>				
Donvale	14.10.94	d	East Burwood	12.8.80
<b>Second Semi Final</b>				
Vermont	22.16.148	d	Noble Park	16.12.108
<b>Preliminary Final</b>				
Donvale	22.9.141	d	Noble Park	12.10.82
<b>Grand Final</b>				
Vermont	5.7.37	d	Donvale	4.4.28

## DIVISION ONE RESERVES

<b>First Semi Final</b>				
East Ringwood	8.11.59	d	Donvale	7.10.52
<b>Second Semi Final</b>				
East Burwood	12.12.84	d	Vermont	7.14.56
<b>Preliminary Final</b>				
East Ringwood	23.11.149	d	Vermont	4.7.31
<b>Grand Final</b>				
East Burwood	7.12.54	d	East Ringwood	4.4.28

## DIVISION ONE COLTS

<b>First Semi Final</b>				
Noble Park	15.13.103	d	Vermont	10.9.69
<b>Second Semi Final</b>				
Mitcham	9.10.64	d	East Burwood	6.11.47
<b>Preliminary Final</b>				
East Burwood	15.8.98	d	Noble Park	7.20.62
<b>Grand Final</b>				
East Burwood	6.5.41	d	Mitcham	2.6.18

## DIVISION TWO SENIORS

<b>First Semi Final</b>				
Rowville	13.15.93	d	Scoresby	10.10.70
<b>Second Semi Final</b>				
Ringwood	19.8.122	d	Montrose	10.12.72
<b>Preliminary Final</b>				
Rowville	19.13.127	d	Montrose	8.10.58
<b>Grand Final</b>				
Ringwood	17.14.116	d	Rowville	14.12.96

## DIVISION TWO RESERVES

<b>First Semi Final</b>				
North Ringwood	10.9.69	d	Mulgrave	6.4.40
<b>Second Semi Final</b>				
Rowville	16.8.104	d	Montrose	8.6.54
<b>Preliminary Final</b>				
North Ringwood	17.9.111	d	Montrose	11.7.73
<b>Grand Final</b>				
North Ringwood	15.11.101	d	Rowville	9.8.62

## DIVISION TWO COLTS

<b>First Semi Final</b>				
Knox	21.9.135	d	North Ringwood	6.4.40
<b>Second Semi Final</b>				
Scoresby	14.10.94	d	Ringwood	7.12.54
<b>Preliminary Final</b>				
Knox	19.12.126	d	Ringwood	7.7.49
<b>Grand Final</b>				
Knox	16.8.104	d	Scoresby	13.4.82

## DIVISION THREE SENIORS

<b>First Semi Final</b>				
Coldstream	12.19.91	d	South Croydon	10.5.65
<b>Second Semi Final</b>				
Doncaster East	13.12.90	d	Bayswater	12.10.82
<b>Preliminary Final</b>				
Bayswater	16.20.116	d	Coldstream	5.11.41
<b>Grand Final</b>				
Bayswater	8.12.60	d	Doncaster East	7.13.55



Doncaster East celebrated back to back division three reserves flags in 2005.

## DIVISION THREE RESERVES

<b>First Semi Final</b>				
Mooroolbark	10.10.70	d	Nunawading	9.7.61
<b>Second Semi Final</b>				
Doncaster East	15.16.106	d	South Croydon	3.5.23
<b>Preliminary Final</b>				
South Croydon	8.14.62	d	Mooroolbark	3.6.24
<b>Grand Final</b>				
Doncaster East	11.10.76	d	South Croydon	8.9.57

## DIVISION FOUR SENIORS

<b>First Semi Final</b>				
Whitehorse Pioneers	14.6.90	d	Eastern Lions	12.8.80
<b>Second Semi Final</b>				
The Basin	13.6.84	d	Waverley Blues	10.15.75
<b>Preliminary Final</b>				
Waverley Blues	24.20.164	d	Whitehorse Pioneers	11.11.77
<b>Grand Final</b>				
Waverley Blues	14.7.91	d	The Basin	12.12.84

## DIVISION FOUR RESERVES

<b>First Semi Final</b>				
The Basin	6.6.42	d	Eastern Lions	3.7.25
<b>Second Semi Final</b>				
Waverley Blues	9.7.61	d	Forest Hill	8.12.60
<b>Preliminary Final</b>				
Forest Hill	15.15.105	d	The Basin	8.4.52
<b>Grand Final</b>				
Forest Hill	17.7.109	d	Waverley Blues	9.6.60

## COMBINED COLTS

<b>First Semi Final</b>				
The Basin	13.8.86	d	Upper Ferntree Gully	8.8.56
<b>Second Semi Final</b>				
South Croydon	9.8.62	d	Mooroolbark	2.4.16
<b>Preliminary Final</b>				
Mooroolbark	9.13.67	d	The Basin	5.10.40
<b>Grand Final</b>				
South Croydon	12.8.80	d	Mooroolbark	3.8.26

## VETERANS

<b>Semi Final One</b>				
Bayswater	8.11.59	d	Chirnside Park	6.6.42
<b>Semi Final Two</b>				
Forest Hill	5.8.38	d	Boronia	5.5.35
<b>Playoff for Third</b>				
Boronia	8.9.57	d	Chirnside Park	8.8.56
<b>Grand Final</b>				
Bayswater	11.9.75	d	Forest Hill	6.5.41



# Junior Ladders

## UNDER 16 DIVISION A

	P	W	L	D	B	For	Ag	%	Pts
East Burwood	14	13	1	0	0	1822	486	374.90	52
Vermont	14	11	2	1	0	1286	890	144.49	46
Croydon	14	10	4	0	0	986	1046	94.26	40
Norwood	14	7	7	0	0	913	904	101.00	28
Knox Eagles	14	5	9	0	0	808	1281	63.08	20
Heathmont	14	4	10	0	0	816	994	82.09	16
Rowville	14	3	10	1	0	681	1135	60.00	14
Bayswater	14	2	12	0	0	637	1213	52.51	8

## UNDER 16 DIVISION B

	P	W	L	D	B	For	Ag	%	Pts
East Ringwood	14	13	1	0	0	1430	480	297.92	52
St Simons	14	13	1	0	0	1084	592	183.11	52
South Croydon	14	11	2	1	0	1305	550	237.27	46
Montrose	14	9	5	0	0	1245	817	152.39	36
Mooroolbark	14	6	7	1	0	738	965	76.48	26
Knox	14	6	8	0	0	906	1056	85.80	24
Waverley Blues	14	6	8	0	0	759	918	82.68	24
North Ringwood	14	4	10	0	0	734	1100	66.73	16
The Basin	14	1	13	0	0	508	1335	38.05	4
Wantirna South	14	0	14	0	0	505	1401	36.05	0

## UNDER 16 DIVISION C

	P	W	L	D	B	For	Ag	%	Pts
Kilsyth	14	14	0	0	0	1474	615	239.67	56
Upper Ferntree Gully	14	11	3	0	0	1200	849	141.34	44
Chirnside Park	14	8	4	2	0	1246	850	146.59	36
Boronia	14	8	6	0	0	1002	860	116.51	32
Blackburn	14	7	6	1	0	1081	866	124.83	30
Scoresby	14	4	9	1	0	947	1270	74.57	18
Lilydale	14	1	13	0	0	697	1450	48.07	4
Mitcham	14	1	13	0	0	603	1490	40.47	4

## UNDER 15 DIVISION A

	P	W	L	D	B	For	Ag	%	Pts
Knox	14	14	0	0	0	2049	317	646.37	56
North Ringwood	14	11	2	1	0	1370	717	191.07	46
Wantirna South White	14	11	2	1	0	1123	786	142.88	46
Chirnside Park	14	10	4	0	0	1348	702	192.02	40
Norwood	14	8	6	0	0	880	1116	78.85	32
Vermont	14	6	8	0	0	837	1123	74.53	24
Blackburn	14	3	11	0	0	737	1291	57.09	12
St Simons	14	3	11	0	0	629	1412	44.55	12
South Croydon	14	2	12	0	0	780	1399	55.75	8
Lilydale	14	1	13	0	0	696	1586	43.88	4

## UNDER 15 DIVISION B

	P	W	L	D	B	For	Ag	%	Pts
Donvale	14	13	1	0	0	1272	650	195.69	52
Glen Waverley Rovers	14	12	2	0	0	1355	647	209.43	48
Boronia	14	10	4	0	0	1155	568	203.35	40
Ringwood	14	9	5	0	0	1044	605	172.56	36
East Burwood	14	9	5	0	0	987	714	138.24	36
Heathmont	14	6	8	0	0	863	1043	82.74	24
East Ringwood	14	5	9	0	0	902	903	99.89	20
Waverley Blues	14	4	10	0	0	890	858	103.73	16
Wantirna South Green	14	2	12	0	0	416	1437	28.95	8
Bayswater	14	0	14	0	0	317	1776	17.85	0

## UNDER 15 DIVISION C

	P	W	L	D	B	For	Ag	%	Pts
Montrose	14	11	3	0	0	1239	690	179.57	44
Scoresby	14	10	4	0	0	1203	538	223.61	40
The Basin	14	10	4	0	0	1077	650	165.69	40
Mooroolbark	14	9	5	0	0	1284	628	204.46	36
Upper Ferntree Gully	14	9	5	0	0	1199	891	134.57	36
Rowville	14	9	5	0	0	969	789	122.81	36
Eastern Lions	14	6	8	0	0	879	861	102.09	24
Knox Eagles	14	4	10	0	0	559	1238	45.15	16
Mitcham	14	2	12	0	0	616	1201	51.29	8
Glen Hawks/Knox	14	0	14	0	0	278	1817	15.30	0

## UNDER 14 DIVISION A

	P	W	L	D	B	For	Ag	%	Pts
Rowville Hawks	14	13	1	0	0	1518	558	272.04	52
Norwood Black	14	12	2	0	0	1531	421	363.66	48
St Simons	14	11	3	0	0	1353	507	266.86	44
Knox	14	8	6	0	0	1158	804	144.03	32
Vermont	14	8	6	0	0	987	1020	96.76	32
The Basin	14	7	7	0	0	780	936	83.33	28
Lilydale	14	5	9	0	0	727	1168	62.24	20
Glen Waverley Rovers	14	3	11	0	0	570	1248	45.67	12
East Ringwood	14	3	11	0	0	513	1328	38.63	12
North Ringwood	14	0	14	0	0	314	1461	21.49	0

## UNDER 14 DIVISION B

	P	W	L	D	B	For	Ag	%	Pts
Scoresby	14	10	3	1	0	1085	643	168.74	42
Croydon	14	10	3	1	0	993	631	157.37	42
Montrose	14	10	4	0	0	1067	657	162.40	40
Waverley Blues	14	10	4	0	0	1153	723	159.47	40
Boronia	14	8	6	0	0	996	683	145.83	32
Upper Ferntree Gully	14	8	6	0	0	1215	876	138.70	32
Blackburn	14	7	7	0	0	809	850	95.18	28
Mitcham	14	3	11	0	0	584	1145	51.00	12
Wantirna South	14	2	12	0	0	508	1173	43.31	8
Bayswater	14	1	13	0	0	419	1448	28.94	4

## UNDER 14 DIVISION C

	P	W	L	D	B	For	Ag	%	Pts
South Croydon	14	12	2	0	0	1573	567	277.43	48
Kilsyth	14	12	2	0	0	1253	476	263.24	48
Mooroolbark	14	11	3	0	0	1323	652	202.91	44
East Burwood	14	8	6	0	0	903	819	110.26	32
Rowville Gold	14	6	8	0	0	687	1081	63.55	24
Ringwood	14	3	11	0	0	641	1276	50.24	12
Coldstream	14	2	12	0	0	515	1222	42.14	8
Norwood Purple	14	2	12	0	0	451	1253	35.99	8

## UNDER 13 DIVISION A

	P	W	L	D	B	For	Ag	%	Pts
Rowville Hawks	14	12	2	0	0	1252	441	283.90	48
Blackburn	14	12	2	0	0	1243	894	139.04	48
Glen Waverley Rovers	14	11	3	0	0	1302	609	213.79	44
North Ringwood	14	11	3	0	0	1452	686	211.66	44
Montrose	14	7	7	0	0	1200	777	154.44	28
Knox	14	5	9	0	0	713	1120	63.66	20
Wantirna South	14	4	10	0	0	687	980	70.10	16
Knox Eagles	14	4	10	0	0	671	1168	57.45	16
Bayswater	14	3	11	0	0	545	1182	46.11	12
East Ringwood	14	1	13	0	0	446	1654	26.96	4

## UNDER 13 DIVISION B

	P	W	L	D	B	For	Ag	%	%Won
Lilydale	12	11	1	0	2	1030	412	250.00	91.67
St Simons White	13	11	2	0	1	976	506	192.89	84.62
Heathmont	13	9	4	0	1	1036	613	169.00	69.23
Boronia	13	9	4	0	1	876	702	124.79	69.23
Scoresby	13	7	6	0	1	929	647	143.59	53.85
Donvale	12	6	6	0	2	918	592	155.07	50.00
Norwood	13	6	7	0	1	797	824	96.72	46.15
Vermont	13	5	8	0	1	755	683	110.54	38.46
Mitcham	12	4	8	0	2	691	708	97.60	33.33
Croydon	13	2	11	0	1	381	1252	30.43	15.38
Waverley Blues	13	0	13	0	1	200	1650	12.12	0.00





Clockwise from top left→:  
The successful East Burwood under 16 A  
premiership side; Glen Waverley Hawks  
were one of seven under 10 lightning  
premiership winners.



#### UNDER 13 DIVISION C

	P	W	L	D	B	For	Ag	%	Pts
Upper Ferntree Gully	14	13	1	0	0	1340	414	323.67	52
The Basin	14	11	3	0	0	1057	483	218.84	44
Glen Waverley Hawks	14	9	4	1	0	1210	453	267.11	38
Chirnside Park	14	8	5	1	0	951	843	112.81	34
St Simons Blue	14	5	8	1	0	691	1007	68.62	22
South Croydon	14	3	10	1	0	559	991	56.41	14
East Burwood	14	3	11	0	0	419	1042	40.21	12
Rowville Gold	14	2	12	0	0	321	1315	24.41	8

#### UNDER 12 DIVISION A

	P	W	L	D	B	For	Ag	%	Pts
Rowville Hawks	14	14	0	0	0	958	160	598.75	56
St Simons White	14	11	3	0	0	710	244	290.98	44
Vermont	14	11	3	0	0	784	405	193.58	44
North Ringwood	14	10	4	0	0	470	400	117.50	40
Heathmont	14	8	6	0	0	584	478	122.18	32
Boronia	14	4	10	0	0	409	671	60.95	16
East Ringwood	14	4	10	0	0	396	665	59.55	16
Knox	14	4	10	0	0	252	546	46.15	16
Croydon	14	2	12	0	0	369	697	52.94	8
Wantirna South	14	2	12	0	0	239	905	26.41	8

#### UNDER 12 DIVISION B

	P	W	L	D	B	For	Ag	%	Pts
Norwood Black	14	14	0	0	0	1028	189	543.92	56
Glen Waverley Rovers	14	11	3	0	0	539	283	190.46	44
The Basin	14	10	4	0	0	811	377	215.12	40
Montrose	14	9	5	0	0	511	431	118.56	36
Bayswater	14	7	7	0	0	659	460	143.26	28
Lilydale Blue	14	7	7	0	0	599	473	126.64	28
Mooroobark	14	7	7	0	0	708	564	125.53	28
Blackburn	14	7	7	0	0	548	654	83.79	28
East Burwood	14	5	9	0	0	544	511	106.46	20
Knox Eagles Blue	14	4	10	0	0	530	658	80.55	16
South Croydon	14	3	11	0	0	283	945	29.95	12
Waverley Blues	14	0	14	0	0	132	1347	9.80	0

#### UNDER 12 DIVISION C

	P	W	L	D	B	For	Ag	%	Pts
Glen Waverley Hawks	14	14	0	0	0	1488	75	1984.00	56
Upper Ferntree Gully	14	12	2	0	0	1102	200	551.00	48
Kilsyth	14	10	4	0	0	836	529	158.03	40
Knox Eagles Gold	14	10	4	0	0	744	479	155.32	40
Ringwood	14	8	6	0	0	623	553	112.66	32
Scoresby	14	8	6	0	0	536	571	93.87	32
Rowville Gold	14	8	6	0	0	426	494	86.23	32
Coldstream	14	6	8	0	0	432	550	78.55	24
St Simons Blue	14	3	11	0	0	286	942	30.36	12
Norwood Purple	14	2	11	1	0	243	920	26.41	10
Lilydale Gold	14	1	12	1	0	245	1045	23.44	6
Forest Hill	14	1	13	0	0	344	947	36.33	4





# Junior Finals Results

## UNDER 16 DIVISION A

### First Semi Final

Croydon 10.7.67 d Norwood 7.10.52

### Second Semi Final

East Burwood 11.15.81 d Vermont 8.6.54

### Preliminary Final

Vermont 7.8.50 d Croydon 6.11.47

### Grand Final

East Burwood 12.7.79 d Vermont 9.10.64

## UNDER 16 DIVISION B

### First Semi Final

South Croydon 9.9.63 d Montrose 7.12.54

### Second Semi Final

East Ringwood 15.7.97 d St Simons 6.2.38

### Preliminary Final

South Croydon 16.14.110 d St Simons 6.7.43

### Grand Final

East Ringwood 6.10.46 d South Croydon 4.9.33

## UNDER 16 DIVISION C

### First Semi Final

Boronia 11.12.78 d Chirnside Park 9.9.63

### Second Semi Final

Kilsyth 12.8.80 d Upper Ferntree Gully 7.10.52

### Preliminary Final

Boronia 9.12.66 d Upper Ferntree Gully 7.7.49

### Grand Final

Boronia 8.11.59 d Kilsyth 8.10.58

## UNDER 15 DIVISION A

### First Semi Final

Chirnside Park 13.9.87 d Wantirna South White 11.4.70

### Second Semi Final

Knox 25.18.168 d North Ringwood 7.6.48

### Preliminary Final

Chirnside Park 14.9.93 d North Ringwood 10.7.67

### Grand Final

Knox 21.12.138 d Chirnside Park 2.3.15

## UNDER 15 DIVISION B

### First Semi Final

Boronia 9.10.64 d Ringwood 7.9.51

### Second Semi Final

Donvale 15.13.103 d Glen Waverley Rovers 11.7.73

### Preliminary Final

Boronia 12.7.79 d Glen Waverley Rovers 6.10.46

### Grand Final

Donvale 10.7.67 d Boronia 8.10.58

## UNDER 15 DIVISION C

### First Semi Final

The Basin 13.11.89 d Mooroolbark 5.6.36

### Second Semi Final

Scoresby 11.8.74 d Montrose 5.6.36

### Preliminary Final

The Basin 8.10.58 d Montrose 5.5.35

### Grand Final

Scoresby 9.10.64 d The Basin 5.8.38

## UNDER 14 DIVISION A

### First Semi Final

St Simons 11.11.77 d Knox 8.12.60

### Second Semi Final

Norwood Black 11.7.73 d Rowville Hawks 8.8.56

### Preliminary Final

Rowville Hawks 6.6.42 d St Simons 2.6.18

### Grand Final

Rowville Hawks 9.5.59 d Norwood Black 5.8.38

## UNDER 14 DIVISION B

### First Semi Final

Waverley Blues 12.11.83 d Montrose 8.4.52

### Second Semi Final

Scoresby 12.9.81 d Croydon 6.6.42

### Preliminary Final

Croydon 7.6.48 d Waverley Blues 7.2.44

### Grand Final

Croydon 4.12.36 d Scoresby 5.4.34

## UNDER 14 DIVISION C

### First Semi Final

Mooroolbark 9.12.66 d East Burwood 8.8.56

### Second Semi Final

Kilsyth 12.6.78 d South Croydon 8.10.58

### Preliminary Final

South Croydon 5.9.39 d Mooroolbark 3.5.23

### Grand Final

South Croydon 10.7.67 d Kilsyth 5.7.37

## UNDER 13 DIVISION A

### First Semi Final

North Ringwood 18.13.121 d Glen Waverley Rovers 3.7.25

### Second Semi Final

Blackburn 14.6.90 d Rowville Hawks 9.12.66

### Preliminary Final

North Ringwood 7.10.52 d Rowville Hawks 6.2.38

### Grand Final

Blackburn 9.4.58 d North Ringwood 7.9.51

## UNDER 13 DIVISION B

### First Semi Final

Heathmont 12.9.81 d Boronia 9.8.62

### Second Semi Final

Lilydale 8.9.57 d St Simons White 8.7.55

### Preliminary Final

St Simons White 13.8.86 d Heathmont 4.3.27

### Grand Final

Lilydale 9.16.70 d St Simons White 3.6.24

## UNDER 13 DIVISION C

### First Semi Final

Glen Waverley Hawks 7.13.55 d Chirnside Park 5.5.35

### Second Semi Final

Upper Ferntree Gully 13.14.92 d The Basin 7.6.48

### Preliminary Final

Glen Waverley Hawks 9.9.63 d The Basin 6.8.44

### Grand Final

Upper Ferntree Gully 12.10.82 d Glen Waverley Hawks 5.4.34

## UNDER 12 DIVISION A

### First Semi Final

North Ringwood 4.7.31 d Vermont 1.4.10

### Second Semi Final

Rowville Hawks 8.5.53 d St Simons White 1.3.9

### Preliminary Final

North Ringwood 4.3.27 d St Simons White 3.2.20

### Grand Final

Rowville Hawks 6.11.47 d North Ringwood 1.4.10

## UNDER 12 DIVISION B

### First Semi Final

The Basin 10.7.67 d Montrose 6.5.41

### Second Semi Final

Norwood Black 4.6.30 d Glen Waverley Rovers 2.0.12

### Preliminary Final

Glen Waverley Rovers 3.4.22 d The Basin 0.8.8

### Grand Final

Norwood Black 3.4.22 d Glen Waverley Rovers 1.6.12

## UNDER 12 DIVISION C

### First Semi Final

Knox Eagles Gold 11.14.80 d Kilsyth 2.2.14

### Second Semi Final

Glen Waverley Hawks 9.5.59 d Upper Ferntree Gully 0.2.2

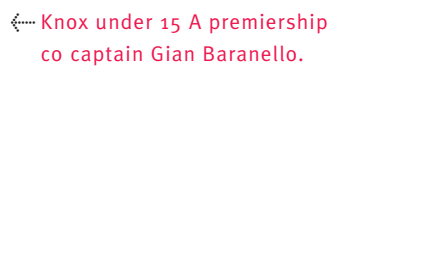


### Preliminary Final

Upper Ferntree Gully 10.6.66 d Knox Eagles Gold 2.1.13

### Grand Final

Glen Waverley Hawks 8.12.60 d Upper Ferntree Gully 4.7.31





← Knox under 15 A premiership  
co captain Gian Baranello.



From top left→right:  
 Tony Cincotta instructs changes to be made in the division four grand final;  
 The 2005 division four premiers, Waverley Blues;  
 Daniel Lewis gets the ball out of the middle;  
 Coach Tony Cincotta (left) and captain Greg Hindson (right) celebrate their premiership victory.







# Life Members

## 300 Game Life Members

Steve Mills  
Graeme Allan  
Alan Bateson  
Phil Mason  
Geoff D'Arcy\*  
John Hayhurst  
Colin Tainton  
Robert Hayhurst  
Des Brown  
Bill Duff  
Steven Davis  
Gordon Cowley  
Peter Steele  
Robin Rogers  
Peter Bowie  
John Wood  
Colin Schelfhout  
Stuart Cook  
Bill Bowie

Neale Trollope  
Graeme Milburn  
Roy Baldwin  
Allan Shaw  
Terry Morris  
John Harrop  
Anthony Gleeson  
Ian Spencer  
Peter Baker  
Len Taylor  
Doug Brumby  
Greg Smith  
Roger O'Brien  
Bill Leach  
Kevin Heinze  
Brian Coopersmith  
Brendan Curtis  
Max Vincent  
Andy Hayman  
Alex Argentino  
Trevor McPhee  
Ken Melville  
Bill Mutsaers

Keith Stocker  
Craig Marson  
Patrick Schneider  
Mark Gow  
Greg Smith  
Don Hall\*  
Alan Espie  
Alan Whelan  
Les Millar  
David Dietrich  
Lorenzo Marotti  
Ray Lacey  
Neil Wells  
John O'Brien  
Paul Fyander  
Michael Redpath  
Tony Walsh  
Greg Krenn  
Anthony Hehir  
Paul Sparkes  
Terry McCormick  
Colin Krenn  
Darren Mason  
David Bending  
Nick Tennant

## Life Members

Clive Sleeman \*  
Reg Mathews \*  
Cliff Tomkins  
Walter Cornhill  
Paul Edie \*  
Sir Gilbert Chandler \*  
Kevin Pratt \*  
Frank Bibby  
James Austin \*

Albert McLellan \*  
Gerald Black \*  
Kenneth Wright \*  
Les Leete \*  
Gordon Parker  
William Baldwin \*  
Jim Elmer \*  
A Robert Tregear  
Barry Raymer  
Wayne Reddaway  
Ian Kerr  
Gary Brunnen  
Ron Smith  
Ken Walters  
Heather Kleesh  
Peter Coloretti  
Brian Hawkins  
Sandra Smith  
Peter Luttick  
Len Mackay \*  
Vern Clausen  
Geoff Dempster  
John Milburn  
Margaret Trollop  
Michael Whiting  
Rob Peak  
Steve Semken

\* Denotes deceased

← Above:

Montrose coach Nick Tennant this year played his 300th senior game.



# Financial Report

## Statement by Board Members

The board has determined that the League is not a reporting entity and that this special purpose financial report should be prepared in accordance with the accounting policies outlined in Note 1 to the financial statements.

In the opinion of the board the financial report as set out on pages 33 to 39,

1. Presents fairly the financial position of the Eastern Football League Inc. as at 31 October 2005 and its performance for the year ended on that date.
2. At the date of this statement, there are reasonable grounds to believe that the Eastern Football League Inc. will be able to pay its debts as and when they fall due.

This statement is made in accordance with a resolution of the board and is signed for and on behalf of the board by:

**Chairman**  
Stephen Jones

**Deputy Chairman**  
Bruce Peak

*Dated this eighth day of November 2005*

## Profit and Loss Statement

FOR YEAR ENDED 31 OCTOBER 2005

		2005 \$	2004 \$
<b>OPERATING SURPLUS</b>	2	92,362	4,017
Members surplus at beginning of financial year		935,857	931,840
Members surplus at end of financial year		1,028,219	935,857
<b>Balance Sheet</b>			
AS AT 31 OCTOBER 2005			
<b>CURRENT ASSETS</b>			
Cash	3	484,350	337,391
Receivables	4	38,729	47,695
Other	5	31,971	28,370
<b>TOTAL CURRENT ASSETS</b>		<b>555,050</b>	<b>413,456</b>
<b>NON CURRENT ASSETS</b>			
Property, plant and equipment	6	617,988	628,877
<b>TOTAL NON CURRENT ASSETS</b>		<b>617,988</b>	<b>628,877</b>
<b>TOTAL ASSETS</b>		<b>1,173,038</b>	<b>1,042,333</b>
<b>CURRENT LIABILITIES</b>			
Creditors & borrowings	7	53,198	23,309
Hire purchase liability	9	6,803	6,300
Provisions	8	25,699	23,133
<b>TOTAL CURRENT LIABILITIES</b>		<b>85,700</b>	<b>52,742</b>
<b>NON CURRENT LIABILITIES</b>			
Provisions	8	29,407	17,219
Hire purchase liability	9	29,712	36,515
<b>TOTAL NON CURRENT LIABILITIES</b>		<b>59,119</b>	<b>53,734</b>
<b>TOTAL LIABILITIES</b>		<b>144,819</b>	<b>106,476</b>
<b>NET ASSETS</b>		<b>1,028,219</b>	<b>935,857</b>
<b>MEMBERS FUNDS</b>			
Accumulated surplus		1,028,219	935,857
<b>TOTAL MEMBERS FUNDS</b>		<b>1,028,219</b>	<b>935,857</b>

The accompanying notes form part of this financial report.





# Financial Report

## Notes to and forming part of the Financial Statements

FOR YEAR ENDED 31 OCTOBER 2005

### 1. STATEMENT OF SIGNIFICANT ACCOUNTING POLICIES

The significant policies which have been adopted in the preparation of these financial statements are:

#### BASIS OF PREPARATION

In the opinion of the board, the Eastern Football League is not a reporting entity. The financial report of the league has been prepared as a Special Purpose Financial Report for use by the members of the league and to fulfil the board's requirements to prepare financial statements.

The financial report has been prepared on an accruals basis of accounting using historical costs. It does not take into account changing money values or, except where stated, current valuations of non current assets. Except where noted, the accounting policies have been consistently applied.

The accounting statements have been prepared in accordance with the requirements of the Associations Incorporation Act 1981 (Vic) and all applicable Accounting Standards with the following exceptions:

AAS 4	Depreciation
AAS 28	Statement of Cash Flows
AAS 33	Presentation and Disclosure of Financial Instruments

The carrying amounts of non current assets are reviewed annually to determine whether they are in excess of their recoverable amounts.

#### PROPERTY, PLANT & EQUIPMENT

Freehold land and buildings are brought to account at cost.

Other plant and equipment is carried at cost less accumulated depreciation. Items of equipment are depreciated over their estimated useful lives using the straight line depreciation method, commencing from the time the asset is held ready for use. The carrying amount of property, plant and equipment is reviewed annually by directors to ensure it is not in excess of the recoverable amount of these assets. The directors have assessed the current market value of the league's land and buildings as at least \$575,000, based on the most recent Knox City Council valuation.

#### PROVISIONS

##### DOUBTFUL DEBTS

The collectability of debts is assessed at year end and specific provision is made for any doubtful accounts.

#### INCOME TAX

The league has been granted income tax exemption.

	2005 \$	2004 \$
<b>2 OPERATING PROFIT/(LOSS)</b>		
Operating revenue and expenses		
Operating profit has been arrived at after including		
<b>Operating revenue</b>	<b>2,238,742</b>	<b>2,055,116</b>
<b>OPERATING EXPENSES</b>		
The league's liability for payment of payroll tax is disputed and is currently subject to appeal to the Administrative Appeals Tribunal. If the league's appeal is successful, the league will receive a refund of \$50,125 covering the years 2001–2005 inclusive.		
<b>3 CASH</b>		
<b>Cash at bank</b>	<b>484,350</b>	<b>337,391</b>
<b>4 RECEIVABLES</b>		
Trade debtors	74,934	49,695
Provision for doubtful debts	(36,205)	(2,000)
	<b>38,729</b>	<b>47,695</b>
<b>5 OTHER ASSETS</b>		
Stock on hand	12,713	9,162
Other debtors	1,232	2,204
Friends of the East	11,005	10,450
GST credit receivable	7,021	6,554
	<b>31,971</b>	<b>28,370</b>
<b>6 PROPERTY, PLANT &amp; EQUIPMENT</b>		
Land & buildings at cost	543,264	543,264
Freehold improvements at cost	41,429	41,429
Accumulated depreciation	(18,767)	(17,396)
	22,662	24,033
Computer systems at cost	84,634	83,839
Accumulated depreciation	(77,059)	(70,738)
	7,575	13,101
Furniture & equipment at cost	109,950	101,151
Accumulated depreciation	(88,916)	(86,440)
	21,034	14,711
Motor vehicle at cost	44,845	44,845
Accumulated depreciation	(21,392)	(11,077)
	23,453	33,768
Total property, plant & equipment at net book value	617,988	628,877
<b>7 CREDITORS &amp; BORROWINGS</b>		
Trade creditors & accruals	53,198	23,309
<b>8 PROVISIONS</b>		
<i>Current liabilities</i>		
Provision for annual leave	25,699	23,133
<i>Non current liabilities</i>		
Provision for long service leave	29,407	17,219
<b>9 HIRE PURCHASE LIABILITY</b>		
Current hire purchase liability	6,803	6,300
Non current hire purchase liability	29,712	36,515



# Financial Report

## Independent Audit Report

### SCOPE

We have audited the attached special purpose financial report of the Eastern Football League Inc. comprising of the profit and loss account, balance sheet and accompanying notes to the financial statements for the year ended 31 October 2005. The League's executive board is responsible for the financial report and has determined that the accounting policies used and described in Note 1 to the financial statements, which form part of the financial report, are consistent with the financial reporting requirements of the League's constitution and are appropriate to meet the needs of the Associations Incorporation Act 1981 (Vic) and the needs of the members. We have conducted an independent audit of the financial report in order to express an opinion on it to the members of the League. No opinion is expressed as to whether the accounting policies used are appropriate to the needs of the members.

The financial report has been prepared for distribution to the members for the purpose of fulfilling the executive board's financial reporting requirements and those of the Associations Incorporation Act 1981 (Vic). We disclaim any assumption of responsibility for any reliance on this report or on the financial report to which it relates to any person other than the members, or for any purpose other than for which it was prepared.

Our audit has been conducted in accordance with Australian Auditing Standards. Our procedures included examination, on a test basis, of evidence supporting the amounts and other disclosures in the financial report and the evaluation of significant accounting estimates.

These procedures have been undertaken to form an opinion whether, in all material respects, the financial report is presented fairly and in accordance with the accounting policies described in Note 1 so as to present a view which is consistent with our understanding of the League's financial position and performance as represented by the results of its operations and its cash flows. These policies do not require the application of all Accounting Standards and other mandatory professional reporting requirements in Australia.

The audit opinion expressed in this report has been formed on the above basis.

### QUALIFICATION

The land and buildings owned by the League are recorded in the financial statements at cost. The buildings are not depreciated which is not in accordance with the Australian Accounting Standard AAS 4 – Depreciation.

### QUALIFIED AUDIT OPINION

In our opinion, except for the matter outlined in the qualification paragraph, the financial report presents a true and fair view, in accordance with the accounting policies described in Note 1 to the financial statements, of the financial position of the Eastern Football League Inc. as at 31 October 2005 and the results of its operations for the year then ended.

**McInnes, Graham & Gibbs**  
Chartered Accountants

**Jeffrey E. Graham**  
Partner

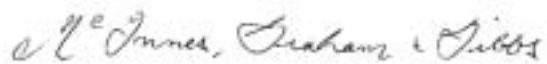
*Dated at East Melbourne on 8 November 2005*



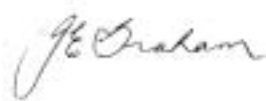
#### DISCLAIMER

The additional financial information presented in the income and expenditure statement is in accordance with the books and records of the Eastern Football League Inc. which have been subjected to the auditing procedures applied in our statutory audit of the League for the year ended 31 October 2005. It will be appreciated that our statutory audit did not cover all details of the additional financial information. Accordingly, we do not express an opinion on such financial information and no warranty of reliability is given.

In accordance with our firm policy, we advise that neither the firm nor any member or employee of the firm undertakes responsibility arising in any way whatsoever to any person (other than the League) in respect of such information, including any errors or omissions therein, arising through negligence or otherwise however caused.



**McInnes, Graham & Gibbs**  
Chartered Accountants



**Jeffrey E. Graham**  
Partner

*Dated at East Melbourne on 8 November 2005*



# Financial Report

## Income and Expenditure Statement

FOR YEAR ENDED 31 OCTOBER 2005

	2005 \$	2004 \$
<b>INCOME</b>		
Sales	515,522	493,227
Licence fee	29,000	15,400
	544,522	508,627
<b>LESS COST OF SALES</b>		
Opening stock	9,162	12,452
Purchases	362,767	339,283
	371,929	351,735
Closing stock	12,714	9,162
	<b>359,215</b>	<b>342,573</b>
<b>GROSS TRADING PROFIT</b>	<b>185,307</b>	<b>166,054</b>
<b>OTHER INCOME</b>		
Affiliation fees	107,500	107,500
Development funding program	50,610	27,144
EFL football show	19,377	23,549
Finals	296,098	263,636
Finals levy: Income	20,047	17,691
Fines	18,592	13,590
Friends of the East	11,005	10,450
Football Victoria grant	31,500	31,500
Insurance – Players	313,528	315,146
Interest	16,901	12,500
Interleague matches	0	2,400
Lightning premierships – Junior division	4,731	4,725
Player registrations	32,892	32,226
Presentation night	43,385	37,641
Records	40,902	42,143
Sponsorships	279,972	244,758
Sundry revenue	2,985	11,832
Umpires fees	404,195	348,058
<b>TOTAL INCOME</b>	<b>1,879,527</b>	<b>1,712,543</b>
Less total expenses	1,787,165	1,708,526
<b>OPERATING SURPLUS</b>	<b>92,362</b>	<b>4,017</b>

# Income and Expenditure Statement

FOR YEAR ENDED 31 OCTOBER 2005

	2005 \$	2004 \$
<b>EXPENSES</b>		
Advertising	62	3,070
Affiliations	1,174	1,540
Auditor's remuneration	5,750	4,750
Awards and presentations	8,940	13,998
Bank charges and interest	4,843	5,982
Cleaning and maintenance	7,895	8,374
Computer maintenance	13,676	7,302
Depreciation of fixed assets	20,483	22,452
Development funding program	54,900	41,019
Donations	305	122
Doubtful debts provision	34,205	0
EFL football show	31,330	50,799
Employee placement costs	0	607
Executive expenses	10,012	8,862
External consultant costs	1,050	2,740
FBT expense	2,464	1,724
Finals expenses	129,427	158,802
Finals levy expense	20,047	17,691
Insurance - General	39,830	45,119
Insurance - Players	313,528	315,145
Interleague matches	7,383	25,138
Internet access for clubs	7,672	11,454
Internet costs	25,351	18,044
Investigation costs	1,930	900
Junior committee expenses	1,663	1,981
Legal fees	33,833	11,640
Light and power	7,118	6,610
Lightning premierships - Junior division	866	540
Long service leave provision	12,188	2,353
Meetings	2,939	2,676
Motor vehicle expenses	4,666	7,117
Payroll tax	12,554	37,571
Presentation night	47,245	37,403
Printing and stationery	19,450	22,210
Publications	27,599	26,326
Rates and taxes	2,986	2,201
Records	40,893	41,917
Salaries, insurance and superannuation	392,173	355,471
Seminars and training	5,039	2,402
Sponsorship costs	9,334	16,962
Staff amenities	1,481	3,004
Sundry expenses	3,812	2,727
Telephone	14,899	13,767
Umpires	404,170	348,014
<b>TOTAL EXPENSES</b>	<b>1,787,165</b>	<b>1,708,526</b>





**Registered Office**

EFL House  
256 Scoresby Road  
Boronia 3155  
Telephone 9762 5766  
Facsimile 9761 1315  
www.efl.org.au

**SENIOR BOARD****Chairman**

Stephen Jones

**Deputy Chairman**

Bruce Peak

**Board Members**

Peter Bailey  
Terry Cheshire  
Graham Halbish  
Brian Hawkins  
Paul Payne  
Rob Sharpe  
Jim Walker

**JUNIOR COMMITTEE****Chairman**

Leon Bailey

**Deputy Chairman**

Richard Stanios

**Junior Committee**

Bernard Fewster  
Marilyn Hoggett  
Colleen Lockhart  
Ian Singleton

**Chief Executive Officer**

Craig Braddy

**General Manager -  
Football Operations**

Darryl Collings

**Manager - Junior Football**

Rod Cordwell

**Media Manager**

Anthony Stanguts

**Client Liaison Officer**

Michele Urbano

**Accounts**

Peter Luttick

**Accounts Payable Officer**

Rhondda Cowen

**Director of Umpiring**

Kevin Smith

**Umpires Board Secretary &  
Boundary Umpire  
Development Officer**

Trevor Finch

**Goal Umpire Coach**

Graeme Williams

**Goal Umpire  
Development Officer**

Peter Bekkers

**Boundary Umpire Coach**

Andrew Walters

**Junior Field Umpire Coach**

Phil Hermann

**Umpire Fitness Coach**

Bill Walker

**Senior Field Umpires Observer**

Phil Hermann  
Graeme Williams

**Junior Umpires  
Appointments Officer  
& Observer**

Michael Hunt

**Junior Field Umpires  
Development Officer**

Jason Hermann

**Tribunal Chairman**

Mark Eadon

**Deputy Chairman**

Terry Graham

**Tribunal Members**

John Allpress  
Michael Berkley  
Neville Chiselett  
Allan Cooke  
Grant Hinton  
Bernie Lowden  
Gary Maddern  
Bob Murray  
Michael Rodriguez  
Garry Sparke

**Investigation Officers**

Peter Dinan  
Brett Florence  
Tim Paul  
Roger Schranz

**Trainers Association President**

Graeme Cocking

**Umpires Association President**

Russell O'Toole

**Credits****Editor**

Anthony Stanguts

**Graphic Design**

Ripe Design

**Photos**

Garry Sparke  
Getty Images

**Printing**

Allanby Press

← Left:

Lilydale player Darcy Spurling in action  
in the under 13 B grand final.





## Eastern Football League

Registered Office: 256 Scoresby Road Boronia VIC 3155

ABN: 30 466 151 731

Telephone: 03 9762 5766

Facsimile: 03 9761 1315

URL: [www.efl.org.au](http://www.efl.org.au)

