



EASTERN FOOTBALL LEAGUE
Annual Report 2015



Our Mission

The Eastern Football League will effectively promote and facilitate the playing and development of Australian Football for the benefit of all participants, at all levels throughout the East of metropolitan Melbourne.

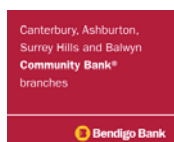
Our Values

The Eastern Football League maintains a strong belief system that underpins its actions and the way the league is run.

- We believe in the concept of "a fair go"
- We recognise the efforts of those who contribute to the wellbeing of the game at EFL level
- We treat safety as a priority
- We strive to innovate
- We support the big picture and understand that we are one part of a wider football community
- We define our position and defend this when appropriate.




Major Sponsors



Contents

Chairman's Report	02
Chief Executive Officer's Report	04
Senior Competition	07
Junior Competition	08
Interleague Squads	10
Media Report	11
Umpires Report	12
Tribunal	12
Season 2015 Review	14
NetballEFL	17
Game Development	18
Trainers	19
WEFL	19
Team Listing	21
Awards	22
SEN 1116 Teams of the year	24
Senior Ladders	26
Senior Finals Results	27
Netball Finals Results & Ladders	28
Junior Ladders	29
Junior Finals Results	31
Financial Report	33
Life Members	44
League Directory	45

Support Sponsors



Chairman

I have great pleasure in presenting the 2015 Annual Report for the Eastern Football League.

Stability, growth and future planning are key areas the league constantly monitors. This is demonstrated by a number of developments during 2015 and others planned for the future and, as our operational environment changes, so too must the league. Reflecting on the league from 20 years ago, while many things remain similar, much has changed. The number and composition of our clubs, junior age groupings and finals structure, the rules and conditions we play under, the responsibilities of the league administration and the increasing role our clubs play in their local communities, are just to name a few.

Financial soundness is an important attribute of any organization. We are pleased to report an operating surplus of \$85,743 and cash reserves in excess of \$1.5 million that provide us with confidence and stability as we plan for the future. Work continues to identify additional and more diverse revenue streams for the benefit of the league and our clubs.

Club sustainability has been a key focus of the Board for a number of years. During 2015 we have seen the release of local football's Community Club Sustainability Program (CCSP), of which EFL CEO Phil Murton has been a key member of the working party. All members of this group, including AFL Victoria, have put in a huge amount of time and effort in developing a program that should assist community football into the future.

With a consensus across the state, our Board agrees the time is right to embrace initiatives to further enhance competitions, including the EFL. This is the biggest reform in the history of community football and one substantial resources have been devoted to its planning and implementation.

2016 will see the introduction of a player points system, with significant work having been done to ensure the system being introduced is fair and has merit. We believe that encouraging junior development and player loyalty can only benefit our clubs and the league, and importantly, will give the lifeblood of local footy, the many hard-working volunteers, a sense of hope and fairness.

Plans are also underway for the introduction of a salary cap in 2017 to complement this, and feedback from clubs continues to be positive in respect to this introduction. Both initiatives will be accompanied by significant club and player education tools regarding the importance of the program.

These initiatives are being introduced to assist the long term sustainability of our great game at community level and as an endeavor to ensure the workload on our volunteers who are the lifeblood of our clubs, remains at an acceptable level.

Diversity in any organization is critical. This year we celebrated 10 years of the Women of the EFL (WEFL) group. Chairwoman Jo



Hart-Parker and her committee continue to help support and educate the many women who play so many key roles across the EFL.

Our investment in netball continues to grow, with 36 teams being fielded in year two and the feedback regarding the impact this is having at club level continuing to be very positive.

Girls footy has also been a growth area across the industry for a number of years and while it has taken time to gain traction in the east, we were pleased to partner with the Dandenong Ranges JFL this year to manage under 12 and under 16 competitions. The numbers appear likely to grow significantly in 2016. Female participation is a key focus for the Australian Football industry and this filters through to community football and is an area we are keen to work with our clubs to develop.

The combination of these initiatives will ensure our clubs continue to be diverse and integrated parts of their local communities, catering for all.

The league is fortunate to have many outstanding commercial partners to assist and support the league in its endeavors.

We have long standing partnerships with major sponsors Channel Nine, BJS Insurance, Yarra Valley Water, Bendigo Bank-Canterbury, Surrey Hills, Balwyn group, Ferntree Gully Motor Group, SEN1116, Trojan Tools and Lion Co.

We also thank our many support sponsors for their ongoing commitment to the league..

Your investment in our competition allows us to deliver and fund much of the work outlined in this report and is very much appreciated by the Board and our clubs.

We continue to partner with sponsors and other groups to help deliver important educational messages on issues confronting our local communities. The Eastlink driver education program helped another 150 under 17 players' gain 2.5 hours of expert, practical driver training tuition. We partnered with the Victorian Responsible Gambling Foundation to promote the Gambling's Not a Game





program, an issue we know is real in our clubs. We conducted our first ever Respect Round, working with Eastern Health, Inspiro and Victoria Police to deliver key messages around the prevalence of family violence. Our associations with *beyondblue*, the Good Sports program and Sports Chaplains Australia continue to grow, along with drug and alcohol education programs being delivered in clubs through Sport & Life Training.

The Blue Ribbon Foundation continues to be our major finals charity partner and this year's donation of \$26,723 took the total that has been donated by the EFL community in the past 6 years to over \$130,000. This is a great achievement with the funds going to a great cause and a dedicated facility in an eastern suburbs based hospital is in the planning.



Each year I invite along some particular club volunteers to the Division One Grand Final Luncheon as a gesture of the leagues appreciation for their wonderful service, to not only their club but more broadly, the league. This year those two people were Des and Chris Brown from Wantirna South Football Club.

Des started at Wantirna South as a player in 1965 and is the club games record holder with 363 games. He has provided the club 51 years of continuous service, including 25 years as team manager, an amazing commitment. Chris has been involved with the club for some 20 plus years including the last 12 years as canteen manager. They are both life members of the club and Des is in the club's hall of fame.

They are described by the club as "the most selfless and hardest working people our great club has ever seen".

It is people like Des and Chris who we must ensure want to be involved in our game and once they are, are happy to continue on.

Congratulations to senior football premiers Balwyn, Doncaster, Mitcham and Warrandyte. Each have their own

unique story. Balwyn winning their third premiership in four years, Doncaster returning to Division 1 for the first time in 23 years, Mitcham ending a 34 year premiership drought, and Warrandyte winning all three grades, a feat rarely accomplished.

We look forward to more stories being written in 2016.

In closing, I congratulate all clubs on their efforts and achievements in 2015 and thank my fellow Board Members, the Junior Committee, and a dedicated and hardworking administration team led by CEO Phil Murton for their work during season 2015.

We look forward to 2016 with much anticipation.

Graham Halbish
Chairman



CEO

Each year the league develops operational objectives in line with the five key pillars of the leagues strategic plan, which are: Clubs, Participation, Partnerships, Operational Excellence and Financial Management.

In reviewing our performance against these objectives the EFL has consolidated the strong position it holds in the game.

Participation across the EFL was at an all-time high with in excess of 13,000 registered participants in EFL clubs and competitions. Football team numbers increased slightly with 466 football teams being registered by EFL clubs and in EFL run competitions. With netball, girls footy and a key focus on under 19s and other areas of the junior competition there are a number of drivers to continue to increase participation in all our clubs. We acknowledge the changing landscape in the east of Melbourne with new cultures and shifting demographics and are developing a range of initiatives to ensure football remains a key part of all our suburbs.

Financially the league is well positioned. The steady growth in our position has been driven through the continued development of the leagues commercial operations and identification of areas to reduce costs. Pleasingly non-club revenues such as sponsorship, advertising and finals were up nearly 5% from 2014.

We continue to work with clubs to help manage their finances in the most sustainable manner. Our billing cycle was altered this year to be more in line with clubs income flow and resulted in more payments being within terms. Fines to clubs are always a point of conjecture. Over the last two years we have purposely removed a number of fines for administrative requirements such as umpire feedback forms and club notes

submission. Changes in staffing, technology and processes has enabled this. Where possible, fines are now generally issued for on-field operational and disciplinary issues such as yellow cards, reports and melees, all areas well in control of clubs and individuals.

2015 saw ESP Clubhouse/Puma join Champion Sportswear and Sherwood as a league uniform supplier. Combined with new footyEFL logo branding on jumpers and advancement in design styles in jumpers and shorts from all suppliers, the appearance and performance of uniforms worn during games continues to improve.

We continue to strive to improve operational efficiencies. We migrated staff and club emails to the cloud based Office 365 system, offering all users greater reliability and access to the email system from wherever they had internet access. We also invested in migrating our accounting system from MYOB to Xero, further allowing increased user functionality in the management of league finances.

Investment in new radio broadcast technology meant we could now broadcast from any ground and many clubs had their first radio game in a long time as a result.

The next significant advancement in operational efficiency will come from an automated online match day paperwork system. This is something we have advocated with Fox Sport Pulse and the AFL for a long time and pleasingly significant work is underway. In today's technological world, clubs having to print team sheets,



umpires having to manage paperwork, and the league having to process 230 plus envelopes each with 7 pieces of paper in them seems very antiquated.

We could not operate without the contribution of all our valued sponsors. They share the same passion and vision for community football as we do and we sincerely thank them for their investment in us and the game.

Football in Melbourne's east had a year that demonstrates the depth of talent at all levels.

Our congratulations go to President Andrew Newbold, CEO Stuart Fox, Coach Alistair Clarkson and all at the Hawthorn Football Club on the history making achievement of a 3-peat of AFL premierships. In addition was the effort of the Box Hill Hawks in making the VFL Senior and Development League Grand Finals.

We also congratulate our two TAC Cup aligned sides, the Eastern Ranges and Oakleigh Chargers, who this year played off in a wonderful TAC Cup grand final, with the Chargers taking out the title in a great game. With three EFL players in the Vic Metro under 16 team and nine in the under 18 team, the talent pathway continues.

At the EFL, our senior representative team got back on the winners list with a strong win over the Western Region FL, while our under 14 and 15 representative teams made another three grand final appearances in the Metropolitan Junior Championships, making it ten out of 12 grand finals in the last three years, winning eight.

While plans for an Eastern Football Hub with Hawthorn, AFL Victoria and the Eastern Ranges are on hold, we continue to advocate at all levels of government the need for a centrally based, elite community football facility to help grow and develop the game in the Melbourne's east.

In a competitive landscape for participation and elite talent, collectively we must ensure that talented Australian Rules footballers at all levels in the east of Melbourne are exposed to first class facilities, training and coaching to ensure Australian Rules continues to be their sport of choice.

The introduction of the Community Club Sustainability Program has been warmly





welcomed by EFL clubs and has taken up a considerable amount of administrative time in 2015 to ensure the best possible program was developed. With achievable and realistic initiatives as part of it, I'm proud of what the working party has developed and look forward to the various phases of its introduction over the next two years, starting with the player points system in 2016.

I would like to thank the efforts of the EFL staff. As CEO of the organisation it is pleasing to receive the regular feedback I do from club officials and volunteers of the positive interactions they have with our staff.

In the last ten years the league has increased the number of football teams by 25%, added a netball competition with 36 teams, doubled the number of junior representative teams, increased the number of junior and senior finals managed by 40%, and included, with the support of AFL Victoria, game development activities such as Auskick, coaching development and schools programs.



All this has occurred with staffing levels remaining constant. Many processes in that time have become automated with advances in technology and we continue to try and identify ways to improve efficiency for all involved in our industry, particularly club volunteers.

While staffing was more stable this year, we did have one change with Ellie Ingwersen replacing Kirra Tevelein mid-year. We thank Kirra for her 3 years of service and the strong focus of customer service she helped develop and deliver to clubs.

We are very pleased to have Ellie join our staff who brings with her a wealth of knowledge and experience in netball along with a great understanding of the league having had a family who have been involved in community sport over many generations.

I thank Matthew Bishop, Rod Cordwell, Dyson Baker, Kirra Tevelein, Ellie Ingwersen, Mark Freeman, Darren Goldspink and Aaron Bailey for their efforts this year.




The staff receive great support and leadership from the EFL Board and Junior Committee. Their knowledge, expertise and guidance continues to be of great benefit to the staff and the league as a whole.

In closing, I would like to thank all our club committees and volunteers for their work during 2015.

We work hard to have positive working relationships with our clubs and one that is fostered on mutual respect. We aim to provide the right balance of empathy for the issues facing club officials with the need to provide the right environment to manage the competition in a professional manner to grow the league and the game.

The strength of our relationship with clubs is one we hold dear and is paramount in ensuring the continued success of the league.

Phil Murton
Chief Executive Officer



Senior Competition

In 2015, the Eastern Football League provided another entertaining season, culminating with an exciting finals series in front of big crowds.

In Division 4, the competition was extremely competitive with finals spots not being decided until the final rounds. Ferntree Gully finished the season strongly, only marginally missing out on finals action.

Off the back of their Under 19's premiership in 2014, Coldstream were competitive in their semi-final loss against Kilsyth at Walker Park. Coldstream faced Forest Hill in a low scoring preliminary final, where Kilsyth made their way through to the Grand Final. The standout team in Division 4 this season was Warrandyte. Winning the Seniors, Reserves and Under 19s premierships, The Bloods created history becoming the first club in a decade to manage the feat.

Led by their hardworking committee the league welcomed Donvale back into Division 4. Following a season in hiatus the 'Vales have set the foundations for what should be a successful future.

Division 3 also went down to the wire, with a fast finishing Ringwood eventually consolidating the final spot in the five.

The finals series saw some exciting games at East Burwood Reserve, as well as the debut of Central Reserve, Glen Waverley a senior finals venue. The feedback we have received about this venue has been extremely positive and the league looks forward to working with the Glen Waverley Hawks in further utilising this venue in the future.

Following a week one defeat at the hands of the Dockers, The Basin were able to pick themselves up and defeat Ringwood in the first Semi-Final before turning the tables on Templestowe in the Preliminary Final to progress to the Grand Final against Mitcham.

Mitcham established themselves as the clear favourites for much of 2015, and were well rested heading into the Grand Final. The Basin were highly competitive and at three quarter time it looked as though there may be an upset on the cards, but six goals to the Tigers against the run of play proved the difference as Mitcham ended a 34 year Premiership Drought.

The Tigers also won the Reserves Grand Final proving they are ready to make the move up to Division 2 for the first time since 2007. In the Under 19's Park Orchards and Boronia had a terrific rivalry and couldn't be separated in normal time, with Boronia tying the game in the closing stages. Park Orchards eventually won in extra time in a thriller at East Burwood Reserve.

Division 2 provided many highlights, including Doncaster East centurion Dean Limbach, who notched up his 100th goal in the First Semi Final against Bayswater. In what is becoming rare in football these days, it was great to see a full forward kick 100 goals.

In one of the most exciting finishes to the Division 2 season in recent memory, Doncaster East, Bayswater and Waverley Blues all fought for the last two spots in the finals and were separated by mere percentage at the end of Round 18. At the other end of the ladder the fight for relegation was just as intense with East Burwood narrowly holding on to their position in Division 2 – The Rams holding on over Scoresby, the two sides, over the course of 18 rounds were separated by 0.16%, or one goal.

Doncaster were the benchmark in Division 2 and were comfortable winners in all of their finals games and should move into First Division with a lot of confidence. In the reserves, Waverley Blues won in thriller against Wantirna South. Mooroolbark and Mulgrave again played off in the Division 2 Under 19's Grand Final, with Mooroolbark winning in emphatic fashion.

With the top 5 finalists established early in Division 1, the positioning for spots made for exciting viewing with the all-important top 3 finish only finalised in the last round of the season. The weather was terrific during the finals series, which made for big crowds and fast, exciting football.

The Second Semi Final between Balwyn and Norwood was a tough contest, with Norwood winning though to its second Grand Final by less than a kick. In contrast to their first finals meeting these two clubs met again in the Grand Final with Balwyn recording a comfortable 111 point



win to secure their third Premiership in four seasons in front of a big crowd at Bayswater.

The Tigers were also able to defeat Vermont in a low scoring tight contest in the reserves while Vermont capped off a stellar season in the Under 19's beating Norwood.

Another highlight this season was the BJS Veterans Grand Final, with North Ringwood overcoming Scoresby by one point in a thriller at Lilydale Sports Oval.

Interleague was on the calendar once again as the EFL took on the Western Region Football League as part of the AFL Victoria Metropolitan Championships. The support we had from the clubs was tremendous and we were able to assemble a very impressive team who were well lead by the coach Denis Knight and Captain John Holmes.

The training and preparation from those involved was first class which enabled the Eastern Football League to record yet another interleague win over the WRFL. Well done to all involved and we look forward to more exciting interleague games in the future.

Finally, thank you to everyone involved with the league. We have a fantastic competition that we all should be proud of as we continue to enjoy and promote Australian Rules football in the eastern suburbs of Melbourne. Hope you and your families enjoy the break over the summer and look forward to another great season in 2016.

Matt Bishop

General Manager: Football Operations



Junior Competition

In season 2015 the Eastern Football League welcomed our 37th junior club, South Belgrave. The Saints entered seven teams in the competition of which four played in finals with their Under 15 B taking out the clubs first EFL Premiership.



A Girls Under 16 competition was launched with a six team Division. The inaugural flag going to East Ringwood Blue.

Upgrades to the car parks and surrounds greeted patrons when Kilsyth Football Club hosted the Bendigo Community Bank Under 9 and 10 Lightning Premierships at Pinks Reserve. 38 Under 9 and 40 under 10 teams competed across the two days. Hawthorn FC again provided player appearances and assisted with umpiring.

Congratulations to the Under 9 Premiers East Ringwood, Glen Waverley Rovers, Glen Waverley Hawks, Knox, Lysterfield Grey, Mitcham, South Croydon and Waverley Blues.

The under 10 Premiers were East Ringwood Blue, East Ringwood White, Ferntree Gully Eagles White, Knox, Glen Waverley Rovers, Lysterfield Black, Mooroolbark Green and Vermont Eagles.

Channel Nine Footy Show personalities were joined by Nine News representatives, Hawthorn players and EFL interleague players and coaches at the 6th annual **"Almost Little Legends"** footy clinic. 800 under 8-10's representing 33 junior clubs attended the event hosted by Ringwood.

A revamped Victorian Metropolitan Junior Championships was conducted across Melbourne in May and June culminating in Grand Finals at Central Reserve and Bulleen Park. Each side playing 3 rounds in a 4 team conference with the top 2 teams then playing off for Victorian titles.



Night fixtures were played at Bayswater. Queen's Birthday matches were held at Mitcham and Glen Waverley Hawks hosted Grand Finals.

We were successful in having three teams in Grand Finals and winning Premierships in 15/1 & 14/2 with our 15/2 going down by 18 points. The 14/1 team narrowly missed the final going down with the last kick of the day in its preliminary round.

Appreciation is extended to coaches:

- 14/1 Brendan McCormack, Paul Mynott and Karl Toce.
- 14/2 Mark Pascoe and Rick Castricum.
- 15/1 Wayne Judge and Paul Harte
- 15/2 Aaron Bailey and Jarrod Butcher.

In season 2015 thirty three clubs contested the twenty five EFL Junior premierships on offer.

A record 21 clubs shared the premierships with Blackburn, North Ringwood, Norwood and Vermont being multiple winners.

Congratulations to all divisional Premiers and thanks to all clubs who hosted junior finals.

Once again Karralyka Centre was the venue for Junior Presentation Night. Premiership flags were distributed to successful teams. League best and fairest winners, interleague representatives and best junior umpire trophies were awarded.

The Gordon Parker Best Conducted Club Award went to Lysterfield Football Club and was accepted by their President Don Coulthard.

Lysterfield entered the EFL in 2008 fielding an Under 9 team under the umbrella of Knox JFC. In a joint arrangement with the EFL & Knox they were given 3 years to demonstrate they had the capacity to form a football club under its own identity.

They duly became a stand-alone club in 2011.

Success came quickly with Premierships in 2011, 2013 & 2014 and culminated with their first A grade flag in Under 11's this year.

Season 2015 saw them enter 16 teams covering all divisions from Under 8's to Under 17's.

Thank you to all club committees, coaches, players and volunteers who contributed to a successful 2015 season.

Finally thanks to the EFL Junior Committee for their continued support.

Rod Cordwell
Junior Football Manager





Interleague



UNDER 14 – DIVISION 1

COACHES: Brendan McCormack, Paul Mynott and Karl Toce

The Under 14 Division 1 team defeated Essendon DFL but were defeated by Yarra JFL and South Metro JFL. The side was still a chance at qualifying for the Grand Final till the late stages of their final match

The Most Valuable Player trophy was awarded to Jonte Duffy of Rowville F.C.

UNDER 14 – DIVISION 2

COACHES: Mark Pascoe and Rick Castricum

The Under 14 Division 2 side defeated Yarra JFL, Essendon DFL and South Metro JFL in the preliminary rounds before taking out the Grand Final against Yarra JFL.

The Most Valuable Player trophy went to Mason Storr of Boronia F.C.



UNDER 15 – DIVISION 1

COACHES: Wayne Judge and Paul Harte

The 15/1 team defeated Yarra JFL, Essendon DFL and South Metro JFL on route to a Grand Final win against Yarra JFL.

The Most Valuable Player trophy was won by Calvin Daraio of Vermont F.C.



UNDER 15 – DIVISION 2

COACHES: Aaron Bailey and Jarrod Butcher

The 15/2 team were defeated by Yarra JFL but defeated Essendon DFL and South Metro Juniors before going down to Yarra JFL in the Grand Final.

The Most Valuable Player trophy was awarded to Ben Cardamone of Mooroolbark F.C.



SENIORS

With the return of the AFL Victoria Metro Championships the Eastern Football League had another chance to continue its unbeaten run against the Western Region FL.

Having last played in 2001 the EFL had never been defeated by the West and 2015 was no exception with the Eastern FL boys taking control in the middle stages to win by 34 points.

Following a stellar game off half back, Matthew Aver (Norwood) was named best on ground while Luke Barker (Balwyn) kicked four goals.

Also named in the best for the EFL; Noble Park ruckman Glen Manson, Shayne Allan (Noble Park) who kicked three goals and Midfielders Adam Parker (Vermont) and Luke Williams (Knox).



Media

The Eastern Football League once again impressed with coverage across all platforms in season 2015.

EFL GameDay covered the majority of clubs across the senior competition, further to this the upgrade of broadcasting hardware allowed the media team to attend games at Rowville, Eastern Lions, Silvan and Donvale for the first time in a number of years.

Outside of GameDay, "The Huddle" was back for another season with a new batch of hosts taking control in 2015. Paul Semertzidis, Aaron Kirkby-Rodier, Grant Campbell and Will Taylor continued to enlighten and entertain the wider community with their knowledge and humour – once again sticking to the shows philosophy of "a light hearted look at the EFL."

EFL Sunday was this season presented by Croc's Playcentre, and with a rotating panel of hosts and panel members provided listeners not only with up to date information but also insightful opinion on the league's biggest issues.

In 2015 The Eastern Footballer had a makeover with a re-design of the Front cover. Much of the important content remained as well as some important inclusions. Aaron Kirkby-Rodier talked to some of the biggest names in the EFL in a regular feature "On the Pine" whilst mainstays Inside the EFL, Statsbench and the Young Gun nominations all remained.

The record once again proved to be a popular medium of consumption for footy lovers with sales numbers remaining steady through season 2015. This season the league also gave online access to the record – free of charge – more than 34,000 page impressions were registered demonstrating the push for more online content.



Growth on all social media platforms in 2015 once again highlights the importance of web content for the league.

Introduced for the first time the Leagues TeamApp became yet another way for the EFL public to gain access to live scores and information. More than 500 people signed up to the App with upwards of 26,000 views.

We maintain a minimum of 10% growth Per annum consistently on both Facebook and Twitter, the league now reaches upwards of 16,000 people (11K Facebook, 5k Twitter) through just these mediums alone.

Numbers on YouTube remain strong with views for season 2015 upwards of 120,000 meaning since its creation in April 2011 more than 500,000 views have been recorded.

The leagues YouTube channels catered for over 14,000 hours of EFL viewing. The league live streamed all four EFL Senior Grand Finals and once again provided a 4 camera set-up allowing fans to see the Division 1 Grand Final from all angles.

Chandler Medal night was streamed in season 2015 and became one of the more popular videos with more than 4,000 people who couldn't be at 1330 tuning in.

The 2015 Clinton Grybas Media Award went to a man who bleeds Eastern Football League. Following a heavy involvement with Vermont Football Club, Wayne Brasher was urged to join the Media Team.

Nearly half a decade on and "Brash" has become the heart and soul of the team. Following health concerns in 2014 he made a commitment to be back bigger and better in 2015 and took to special comments and EFL Sunday like he had never left. Further to this, Brasher put in countless hours preparing weekly stats for the media team to use on match day.



The quality in the media team remains strong with a number key personnel continuing to assist newcomers. The EFL aims to provide the most extensive coverage in Metro Melbourne and the dedicated team of volunteers help to achieve this goal.

The EFL Media Team would not be able to produce the quality product they do week in, week out if it wasn't for the support of our magnificent advertisers:

New in 2015: Westfield Knox, Pancake Parlour, Croc's Playcentres, Concave, Sporting Fine Art.

And those who have supported us over a number of years: The Pie Shed, BGC Plasterboard Bayswater, Eastern Ranges, Tobin Brothers and The Local Burger Co.

Whilst we rely heavily on our own EFL Media Team those outside the league continue to cover it with great dedication – A big thank you to Paul Amy, Eamonn O'Molloy, Megan Hustwaite (Leader), Jarrod Potter (Star News), Paul Hooper (3WBC) and Paul Daffey (SEN/PD Footy) and Mark Fine (SEN).

As Broadcast Manager, Ben Warren-Smith was once again on hand to ensure the quality of our radio programming. Regardless of work commitments and travel arrangements Ben continues to put the league at the top of his priorities.

The Eastern Football League continues to boast one of the most dedicated and hardworking media teams in local football. It would be remiss not to thank the people who make it happen every week in winter – Aaron Kirkby-Rodier, Alana Coleman, Alice Mulvogue, Andrew Scarano, Andy Paolacci, Barry Kotze, Brad Henderson, Brad Pulley, Damian Watson, Daniel Joyce, Davis Harrigan, Esmond Aponso, Gavin Casey, Grant Campbell, Joshua Dawe, Lachlan Munro, Nick Brown, Noel McPhee, Paul Semertzidis, Peter Tseros, Ray Baird, Riley Griffiths, Wayne Brasher and Will Taylor.

The leagues media presence continues to grow year on year and much like the competition itself continues to strive to be the Number 1 in suburban football.

Dyson Baker
Media Manager

Umpires

2015 was a year that provided many opportunities to all our umpires to make significant improvement from previous years.

Overall we as an umpiring group were satisfied that we achieved our objectives of providing our umpires the opportunity to learn, improve and perform in a supportive environment that encouraged honesty and respect of each other. There is also room for improvement and we will continue to work with our umpires to achieve a better result in our overall performance moving forward.

Whether it be a free kick, a reportable offence, the way they dealt with players and club officials or just the way they portrayed our group, there have been occasions during the year where umpires could have handled situations better. We will continue to work to our philosophy by providing them with the learning to allow improvement in all facets of umpiring.

Highlights of Season 2015

1. 26 Field Umpires umpired 1st Division, 7 of which did so for the first time
2. 56 Field Umpires umpired Senior football, 7 of which did so for the first time
3. 74 new field umpires umpired Junior football
4. We provided a full panel of umpires for the 2015 AFL Victoria Metropolitan Championships (VAFA v Northern FL)
5. Harry Green was appointed as a boundary umpire to the interstate match between Victoria Metro and AFL Queensland on the Queen's Birthday weekend

6. 11 field umpires progressed from the Junior panel to the Senior Panel in 2015
7. The following umpires have been nominated for trial at the VFL for 2016;
Field: Nick Jankovskis and Paul Manolitsas
Boundary: Harry Green, Jake D'Angelo and Brenton Dickson
Goal: Brett McArthur and Liam Cuthbert
8. A total of 10 umpires officiated their 1st Senior Grand Final (3 Field, 5 Boundary and 2 Goal)
9. 4 former EFL players were recruited into the umpiring group

Umpiring throughout the finals was of a very high standard. The most pleasing aspect of these performances was that many of the aspects of umpiring that we provided coaching on during the year, were implemented as we wanted during this time. This culminated with a great result for us in all Grand Finals played.

Working closely with Bruce Onken (field umpire coach) in all facets of umpiring, he can always be relied upon to give a considered view on all things umpiring. To Des Seaton (Boundary Umpire Coach) and Garry Baumgarten (Goal Umpire Coach), thank you for the contribution you have made during the year.

To Sean Clarke, our Junior Coach, thank you for your work in developing our junior umpires. Sean brought a level of enthusiasm to our group that was infectious to all our young umpires.



To all our observers, thank you for giving up your time to mentor our umpires; Phil Hermann and Trevor Finch, Warren Hillier, Holly Anderson, Vic Parker and Charlie May, Graeme Meredith, Matthew Brereton, Graeme Bushby, Paul Manolitsas and Katrina Stopinski.

To Mal Cree, our Fitness Coach, and trainers Bob and Mick thank you for assisting our umpires and ensuring they were always ready to umpire each weekend. Thanks also to the EFLUA led by President Paul Manolitsas and also the EFL staff and Board.

Finally, I would like to thank each and every umpire for the efforts they made during the year. It is the umpires who must perform each and every weekend, in all conditions and most weekends in a challenging environment. I very much appreciate your efforts, which, without your dedication and commitment to what you do we would not have been able to fill every scheduled competitive match during 2015. I hope we provided a supportive and inclusive environment that allowed you to enjoy your umpiring and have fun.

Darren Goldspink
EFL Head of Umpiring

Tribunal

The Eastern Football League is renowned for being non tolerant of behaviour deemed to be outside the rules and will continue to promote fair play across the competition.

In 2015, there were 89 reports made by umpires and investigation officers. Of these 89 reports, 72 players and officials were found guilty of these offences resulting in total suspensions of 154 weeks. There were 41 cases heard at the tribunal, the remaining reports, 48, were players who accepted the set penalty offered.

This represents a 35% reduction in the number of reports from 2014 and is the lowest total on record. Although the ideal scenario would be no reports, players and officials should be commended for this reduction as the Eastern Football League continues to set the standard as a fair and reasonable competition.

In season 2015, clubs and players continued their intolerance to incidents that were deemed inappropriate resulting in 7 players being found guilty of offences that were reported by an investigation officer resulting in suspensions of 24 weeks. Thank you to our investigation officers who continue to provide a thorough and professional service.

The number of yellow and red cards issued slightly increased in season 2015 with the number of cards issued being 625 compared to the 600 issued in season 2014. Our umpires continue to do an outstanding job controlling the games and not tolerating unreasonable incidents on the field.

The number of melees in 2015 reduced by 33% which is a good result as it seems that the clubs are getting the message through to players why this behaviour won't be tolerated.

Thanks to all of our tribunal members for another season of terrific service. Their efforts enable us to set the standard as a fair and reasonable league which will enable the Eastern Football League to continue to be regarded as an appealing competition for all players wanting to participate in our great game into the future.



Season 2015 Review

NOVEMBER 2014

TWO former EFL players are recruited to AFL clubs through the AFL National Draft: Daniel McKenzie (Blackburn/ Oakleigh Chargers) was drafted to St Kilda with their Second Round selection (Pick 22), while Daniel Neilson (Vermont/ Eastern Ranges) was taken pick 25 by North Melbourne.

South Belgrave welcome their juniors into the Eastern Football League after the Saints transferred across from the Dandenong Ranges JFL and entered seven teams ahead of the 2015 season

DECEMBER

The 2015 senior fixtures are released. Highlights include; Round 1 Grand Final Replay with **Norwood** hosting **Balwyn**, while **Bayswater** opted to open their season with a Saturday afternoon fixture against **East Burwood** for the clubs 1000th game.

Applications for the first Eastern Region Coaches Association – Coaching Academy open.

The League announces its intent to host a girl's competition in 2015. With large interest from a number of clubs the league made it a priority to have EFL clubs with girl's teams competing in EFL competitions.

JANUARY 2015

Premiership Coach Denis Knight (Norwood) accepted the role of Senior Interleague Coach, the initial squad of 46 was announced for the Leagues March match-up with the Western Region FL.

Trainer, umpire and coach accreditation courses are all conducted.

FEBRUARY

The official transfer window opens for all clubs across Australia. Rolling coverage commences on the Eastern Football League website with up-to-date information of the big moves in the East.

MARCH

As part of a study by La Trobe University Centre for Sport and Social Impact the true

benefit of community football is revealed, the study stating "For every dollar spent on a community football club, at least \$4.40 is returned in social value in terms of increased social connectedness, wellbeing, mental health status, employment outcomes, personal development and physical health."

Further to this the study also revealed the importance of the social relationships within football clubs.

The Eastern Football League and Hawthorn Football Club formalise a partnership that makes the League a Grass Roots Partner of the Hawks. The Partnership is aimed at strengthening community and grassroots football in the Eastern Suburbs – A heartland for the Hawks.

Girls football becomes a reality in 2015 with the League announcing a joint venture with the Dandenong Ranges JFL that will see two competitions (Under 12's – managed by DRJFL and Under 16's – managed by EFL) run across both leagues – Seven clubs to compete.

On the back of a blistering second term the Eastern Football League defeat the Western Region FL in the AFL Victoria Metropolitan Championships by 34 points. Luke Barker (Balwyn) is the leading goal-kicker with four goals as Norwood's Matthew Aver is judged Best on Ground.

Following huge interest in the off-season, Netball EFL grows from 12 teams in year one to 36 teams in 2015. The sides are graded into four Divisions, 23 EFL clubs are represented.

APRIL

The 2015 EFL Season Launch is held at Ferntree Gully Holden. With the evening hosted by Nine News personality Clint Stanaway. On the night the league announced a partnership with Victoria Responsible Gambling Foundation that would see their "Gamblings Not A Game" campaign promoted across all senior clubs.

The Senior and Junior season kicks off with 466 teams competing across all competitions.

The Under 9 and Under 10 Bendigo Community Bank Lightning Premiership are held at Pinks Reserve, Kilsyth. 38 Under 9's teams participate, followed by 40 under 10's teams the next week. Hawthorn players and mascot 'Hawka' were in attendance, as well as the Yarra Valley Water 'Hydration Station' and mascot 'Tapman'.

With ANZAC Day falling on a Saturday – All Senior EFL clubs were able to honour our fallen heroes. Highlights of the day include; the annual match up in Division 1 between Blackburn and South Croydon as well as a tight affair between Waverley Blues and Doncaster East decided by a kick moments before the siren. Once again Night football was on the menu with Mooroolbark v East Burwood (Twilight) and with their new lights Eastern Lions hosted Ferntree Gully (Night)



The final EFL junior interleague squads are announced, with two Under 14 and two Under 15 teams selected. Jumper Presentation is held at Knox Football Club with North Melbourne draftee Daniel Neilson in attendance.

Players from the Hawthorn Football Club visit local clubs and schools across the Eastern region.

MAY

Draftee Daniel McKenzie makes his debut for St Kilda in Round 5, Neilson managed 13 disposals in his sides close loss to Essendon. He played another six games in 2015 recording a career high 19 disposals in his second game against the Bulldogs.

EFL clubs and umpires throw their support behind the *beyondblue* Foundation. Mulgrave and Doncaster play for the *beyondblue* Cup – ambassador and Doncaster forward Nathan Thompson starring with 6 goals to lead his side to a 54 point win.

The WEFL celebrates a decade with a brilliant evening hosted at Montrose Football Club. Former EFL Media Manager Anthony Stanguts is the MC with special guest, Richmond FC President Peggy O'Neal.

The Eastern Football League again partner with ConnectEast to roll out a driver training program for Under 17's. The Program is held at METEC Driver Training in Kilsyth and allows participants to get behind the wheel for 2 hours of practical driver training at the centre.

JUNE

Noble Park host Balwyn in the traditional Queen's Birthday weekend clash, with the Tigers dominating the second half to record a runaway 66 point win.

Led by seven goals from Norwood Forward Leigh Williams, Victoria Metro defeat AFL Queensland by 84 points in the state based challenge cup game. In total seven EFL players were named in the initial squad; Williams, Rhett Jordon and Matt Aver (Norwood), Shayne Allan and Ziggie Alwan (Noble Park) Joel Perry (Vermont) and Luke Barker (Balwyn) who didn't make the trip.

Three of the League's four Junior Interleague sides make the Grand Final



of the AFL Victoria Junior Metropolitan Championships. Our Under 14-2 and Under 15-1 sides were able to secure titles, whilst our Under 15-2 side were narrowly beaten, The Under 14-1 side went down on the last kick of the final preliminary round.

JULY

The annual Almost Little Legends Clinic, supported by Channel Nine, is staged at Jubilee Park, Ringwood. The chilly weather doesn't stop nearly 800 junior footy goers from attending the event. Members from the Nine News team, The Footy Show and Kids' WB make special guest appearances. Players from the Hawthorn Football Club also lend their support, putting participants through their paces via footy drills.

The second and final WEFL dinner of the year is held at Chirnside Park. Hosted by former EFL Media Manager Lauren Wood, the night focused on the women who make up the WEFL with a panel discussion.

The venues for the senior finals are announced with Grand Final venues remaining the same as 2014 – Bayswater (Division 1), Boronia (Division 2), East Burwood (Division 3) and Mitcham (Division 4) while Ringwood and for the first time Central Reserve, Glen Waverley hosted elimination finals in Divisions 1 and 3

SEPTEMBER

Junior Presentation Night is held at the Karralyka Centre in East Ringwood, with over 450 people in attendance. Awards presented include 25 Best and Fairest medals, best junior umpire and four Interleague Most Valuable Player awards. Lysterfield wins the Gordon Parker Best Conducted Club award.

The EFL Umpires Association holds the traditional Grand Final appointments night 'The Last Bounce' at the Karralyka Centre in East Ringwood. The evening is hosted by umpire Tim Phillips. The best EFL umpires are recognised for their achievements in 2015.

After slipping up in 2014 – Warrandyte makes no mistake on Grand Final Day as all three sides taste success in a history making day. The Seniors recording a 23 point win as forwards Ash Froud and Luke Dunn combine for 11 of The Bloods 16 goals.

Scoresby almost snatched victory from the jaws of defeat missing a set shot on the siren against North Ringwood in the BJS Veterans Grand Final. In the end the Saints held on to win by one point.

Packed with talent and the dominant side all year it was going to take a monumental effort to beat Doncaster in Division 2. Six

the James Medal in Division 4 – polling 20 votes in the first nine rounds, Sherlock was not going to be beaten finishing with 34 votes

After a dream run through the finals TAC Cup side Eastern Ranges make the 2015 Grand Final, narrowly going down to Oakleigh Chargers. On the same day Box Hill Hawks went down in the VFL Grand Final.

Perfect weather conditions greeted Division 1 Grand Final Day at Bayswater Oval as Balwyn and Norwood prepared to lock horns once again. The Grand Final day lunch, hosted by Channel Nine personality Tony Jones, is well attended by members of parliament, sponsors and club presidents. Jones' Nine News counterpart Peter Hitchener once again arrives in style delivering the Match ball and Premiership cup via helicopter.

Finishing on top of the table, Balwyn travelled the hard way into the decider, having been beaten by their Grand Final opponents Norwood in the Second Semi Final. The Tigers quickly jumped on the front foot and had all the running in the first half – holding Norwood goalless till midway through the third term. Balwyn managed eight goals in the third term and six in the last to claim their 3rd premiership in four years with a 111 point win.



The 2015 junior finals series begins, with 125 teams from 25 divisions playing matches across 16 venues. Thirty-three of the 37 junior clubs have at least one team competing in the finals.

AUGUST

Junior Grand Final day sees a record 21 clubs crowned premiers across 25 divisions. Blackburn, North Ringwood, Norwood and Vermont winning multiple flags on the day.

In dramatic circumstances, Scoresby are relegated from Division 2 by just 0.16% equating to one goal difference between them and East Burwood. The two sides traded percentage throughout their Round 18 games, with a late East Burwood charge against Wantirna South enough to get them over the line.

The senior finals begin. Rowville becomes the 25th EFL club to feature in Division 1 finals series and just the fourth club to feature in September across all four Divisions, while Coldstream qualifies for its first finals appearance since 2005.

All four SEN Team of the Year 30-man squads are announced live on 'The Huddle'.

goals off the boot of Nathan Thompson secured the Sharks a 45 point Grand final win over cross town rivals Doncaster East. Former Collingwood star Ben Johnson judged Best on Ground.

After being challenged for much of the game, Mitcham booted six goals in the final term to end their 34 year premiership drought over The Basin. Leading by just two goals at the final change some brilliance from the tigers saw them eventually register a 44 point win.

Senior Presentation Night is held again at 1330 in Scoresby. The night is Co-MC'ed by EFL Media Manager Dyson Baker and Coodabeen Champion Tony Leonard. Despite his side only managing five wins for 2015, Knox utility Luke Williams claims the 2015 Chandler Medal narrowly ahead of Balwyn recruit Tom Roach.

Division 2 saw a Doncaster quinella with Sharks Co-Captain Chris Annakis narrowly edging out teammate Heath Scotland. After a handful of top 10 finishes, Upper FTG Skipper Tim Riseley won his first league Best and Fairest in Division 3, while former teammate Jay Sherlock was able to claim

All EFL Grand Finals again support the Blue Ribbon Foundation, with two dollars from all gate entry fees donated to the foundation, at the end of the finals series, \$26,723 is raised.

OCTOBER

120, under 13 players are invited to trial for the 2016 junior Interleague teams. The squad is cut to 80 with stage two of the trials to be held in March 2016

New senior coaches for upcoming 2016 season are appointed at Blackburn (Kon Karavias), North Ringwood (Peter Banfield), East Burwood (Wayne Cripps), Mulgrave (Peter Greenstreet), Boronia (Peter Brown), Heathmont (Joel Cordwell) and Surrey Park (Scott Hamill)

The EFL Umpiring Academy begins for the 2015/2016 summer.



NetballEFL

2015 was a hugely successful year for integration of Netball into the Eastern Football League.

Moving into the second year of operation the league saw a great leap from 12 competing teams in one division in its inaugural year to 36 teams separated into four divisions stemming from 23 different EFL Clubs.

Blackburn, Boronia with 2 sides, Chirside Park, Coldstream with 3 sides, Croydon, Eastern Lions, East Ringwood with 2 sides, Ferntree Gully, Forest Hill, Glen Waverley Hawks, Knox, Lilydale, Mitcham with 2 sides, Montrose with 3 sides, Mooroolbark, Norwood with 4 sides, Ringwood with 2 sides, Scoresby, South Croydon with 2 sides, The Basin with 2 sides, Upper Ferntree Gully, Wantirna South and Whitehorse.

Again, the season kicked off with a two week grading round robin. With three times as many teams, grading was a much harder task and the standard of competition had only strengthened from 2014. Four divisions were finalised and an exciting home and away season began being played out of three venues: Eastern Indoor Sports Centre, Rowville Secondary College and Knox Regional Netball Centre.

Division 4 was led by The Basin Red, who were able to finish off the home and away season with only one loss and secured themselves a place in the finals and ultimately the Grand Final. Forest Hill came from fourth position on the ladder to challenge The Basin, and challenge they did. The game was tied at three quarter time with The Basin coming out victors by only three goals.

Division 3 was quite even with a strong top four heading into the finals series. Mooroolbark and Scoresby became the teams to beat proving their strength, particularly with some really solid goal shooters. Coming



into finals and these two teams did not back down, both putting on stellar performances in the Grand Final for another close finish with Mooroolbark taking home the cup after a four goal win.

It was a black and yellow affair in Division 2 with Mitcham fielding two teams in the same division and Chirside Park proving tough competitors. Finishing minor premiers after the home and away season, Mitcham Yellow entered the finals with confidence and landed themselves straight through to the Grand Final. Chirside Park took the extra week to get their chance at the cup and didn't disappoint. After very close home and away matches the final wasn't short of excitement with Chirside Park taking out the premiership by six goals.

A sensational standard, Division 1, 2015, did not disappoint. The Eastern Lions joined the league for their first season and came out



firing, remaining undefeated until Round 13 and eventually finishing just behind Norwood in second spot. Norwood, taking out first position, were fiercely competitive and went into the finals looking a certainty for a place in the Grand Final. This was not to be with a Croydon upset victory setting up a second and third play off. As expected the Lions came to play, taking control of the game right from the start and came out 21 goal victors.

All grand finals were played at Knox Regional Netball Centre with strong crowds and played in fantastic spirit by all players.

2015 saw the inclusion of Raechel Richards to the netballEFL team as Umpire Coordinator. Raechel's wealth of knowledge and experience in Netball Umpiring was a welcomed addition, ensuring our netballers received high quality umpiring throughout the entire season. The addition of 3 venue managers to run each Friday night also created another contact point for players and officials and was great assistance.

Netball was celebrated at Chandler Medal Night with the leading Goal Shooters and Best and Fairest for each Division awarded. Congratulations to Fiona Waack, Caitlin Duke, Jordan Kennedy and Kylie Baumgarten who took home the All Trophies leading Goal Shooter awards and to Krista Tomlinson, Ally Forrest, Tayla Bennett and Karina Muscat taking out the Best and Fairest medals in Divisions 1 to 4 respectively.

The league has been overwhelmed by the support and growth of Netball in 2015. The feedback received after the season has been positive and the league is proud of the quality of players and teams it has attracted so far.

Looking forward to 2016, more Clubs and teams have shown interest in becoming involved. It is exciting to see the great relationships already formed and being formed between Netball and Football, it is only hoped these will continue to grow stronger and create a real benefit to the sporting community in the East.

A big thank you from the league to the venue managers, the Clubs and their officials, the umpires, media and of course the players - We look forward to another great competition in 2016.

Ellie Ingwersen
Netball, Events and
Administration Coordinator



Game Development

Coaching

2015 saw over 400 coaches through-out the region attend coaching education courses to assist in their development. 295 new coaches joined the region undertaking Level 1 accreditations in the four categories of Senior, Youth, Junior and Auskick.

The Eastern Region Coaches Association (ERCA) coaching seminars were highly successful. The highlight of the coaching seminars was the "Eastern Ranges Heritage night" and the EFL Coaches Forum featuring Hawthorn Assistant coach Brett Ratten and Box Hill Coach Marco Bello.

This year the Eastern Region Coaches Association Coach of the Year awards were held at Chirnside Park Country Club, with St Kilda Coach Alan Richardson a very special guest. Ringwood Coach Patrick Bowden beat an outstanding field to win the Senior Coach of the year, whilst Paul Harte was recognised for his fine work at the Blackburn Football Club in winning youth (17-19) coach of the year. Norwood husband and wife team Wayne and Sarah Knight were rewarded for their work with our youngest footballers winning the Auskick Coach of the year. Justin Scicluna from Knox was awarded Young Coach of the year.

This year the Eastern Region introduced a coaching academy, for players at the end of their career looking to enter coaching. The program was highly successful, with two of the graduates already appointed to senior roles in season 2016.

Auskick

Friday nights, Saturday and Sunday Mornings were once again a hive of activity again in 2015 with 3000 boys and girls honing their skills at the regions 44 Auskick Centres. The region boasts a group of coordinators and coaches who provide engaging, broad and well run programs for children 5-12.

2015 has seen strong links between Auskick centres, schools and local clubs continue to develop. Many of our clubs have developed strong relationships with centres that will see a clear pathway for kids in the area. The eastern region is blessed to have two centres that cater to children with special needs- Vermont South for all special needs children and Iribina for Autism.

Many Auskick participants enjoyed the experience of playing at half time of the AFL at Etihad Stadium and the MCG throughout the AFL Season. Children 5-8 were able to participate in grid games around the oval, whilst our older Auskick participants were able to play the main Auskick Rules game in the centre of the ground.

Player Appearances

The Eastern Football League and Hawthorn Football club continue to enjoy a strong partnership. Appearances are a fantastic promotion of the game in our region. Schools, clubs and Auskick centres benefit from a variety of different appearances including clinics, training sessions, leadership seminars and health and nutrition talks.

Hawthorn's Super Clinic was again held in the Eastern region with over 500 children attending the clinic in the July School holidays at Box Hill. The Hawthorn Secondary Schools program continues to grow with students from across the region entering the inner sanctum at Hawthorn. Students undertook workshops run by the Hawthorn Playing Group on areas such as leadership, goals and future planning, social responsibility, tour of the facilities and museum and step back and think.

School

2015 has seen strong partnerships continue to develop with primary and secondary schools in the region. Over 50 schools this year participated in a variety of programs. Initiatives utilised include Hawthorn Player appearances, club and Auskick promotion, clinics, AFL 9's and education programs. The casual work force of Game Development Officers (GDO's) has enabled greater reach to be achieved across the region, whilst in 2015 a partnership with SEDA saw a football gala day held every Thursday at schools throughout the region.

119 teachers across the Eastern Suburbs signed on as AFL School Ambassadors for 2015. The Ambassadors promote the game to students throughout our region and keep our game at the forefront in both our primary and secondary schools.

Schools completed the six week AFL 9's program where students were taught the key fundamental skills of the game, before competing in a Gala day where they competed against each other in the modified rules of AFL 9's. This program is designed to provide football programs for schools with smaller numbers who traditionally have not been able to compete in school based football competitions.



Over 140 students from Rowville Secondary and Emmaus College completed the Level 1 Junior coaching courses as part of their VET Sports and Recreation programs.

Girls

In 2015 a joint initiative between the Eastern Football League and the Dandenong Ranges Junior Football League saw the successful implementation of Under 12 and Under 16 Girls Football Competitions in 2015. Both competitions had six sides with East Ringwood Blue winning the 16's and Ferntree Gully the 12's. The future of the girl's game looks bright with EFL clubs such as Blackburn and Chirnside Park fielding teams across all age groups.

2016 looks to be a year of great growth potential with a strong chance of a Under 12, Under 15 and Youth (U18) Girls Football Competitions between the EFL and the DRJFL. The collaboration between the two leagues will enable us to offer clubs a viable and competitive competition, with our long term aim to have enough teams to create divisions for each age group.

Aaron Bailey
Development Manager



Trainers

Firstly I would like to thank Eker for allowing the Trainers Association to use their rooms for all of our Courses throughout the year.

Courses began in November and were run right up to the start of the season in March. This will also be the case in the 2015 off-season and 2016 pre-season

This year we put through 200 new trainers across a number of different courses for both Junior and senior clubs, The Trainers Association knows that all EFL Clubs appreciate the time and effort it takes to run these courses.

Our membership numbers have fallen for the first time in many years. More than ever we appreciate the support of those who have stayed/ joined our association. It was a pleasure going to home and away games and seeing all trainers dressed well, and more importantly the majority were positive doing the job on a week to week basis.

Before the season started, the EFL was involved in Senior Interleague, The team went on to a comfortable win on the day with a special thanks to the six trainers who participated in training nights and also on game day.

In conjunction with Channel Nine, the Eastern Football League held the annual "Almost Little Legends" clinic at Jubilee Park, Ringwood. Hawthorn Football Club players and Channel Nine Personalities were also sent along to join in the fun. As an Association, we would like to thank the Trainers who assisted with First Aid on the day.

We thank the Members who acted as First Aiders on Division 1 Grand Final Day, on the biggest day of the year it is a great effort. The Club Warehouse Trainer of the Year was presented to Gary Wilkinson from the Noble Park Football Club.

I would like to thank all of our sponsors; Sports Medicine Australia, Club Warehouse, Elastoplast and LifeCare for their support in courses and workshops which were held throughout the year 2015. In a pleasing show of faith all of the above sponsors have committed their support again in 2016.

Before the season commences, the association plans to meet with the EFL in order to discuss trainers whose accreditations have lapsed but continue to act as Trainers. This must be corrected to ensure the best possible care continues to be provided to players.

To the Committee, another great season, your commitment once again has been excellent. A further thanks to the team at EFL House who continue to support the Trainers Association year in year out

Graeme Cocking - President
EFL Trainers Association

WEFL

Season 2015 saw Women of the EFL celebrate its 10th year!

And celebrate we did, with a great Season Launch dinner at the Montrose Football Club. Welcoming back the original team behind the idea - past Eastern Football League CEO Craig Braddy, past Senior Presidents, Chris Dowling and Julie Duckworth, along with our guest MC for the night Anthony Stanguts.

They shared some of their stories about the formation and the hard slog that lay ahead of them. On that night, they saw that their efforts had not been in vain. They also saw the diversity of the audience today, from those on committees, helping out on game day, as umpires, trainers or players, supporting family members, or playing in the popular netball competition, and those that just get things done behind the scenes.

We were also fortunate to have as our

Key Note Speaker on the night, Richmond Football Club President, Peggy O'Neal.

Peggy took us on her journey of how a newcomer to Australia became passionate about Australian Rules football, how she volunteered and became involved in the game and how this involvement led her to where she is today. It gave the audience a very human side of what it is like to be involved with an AFL club.



Our second dinner for the year was lower key affair, but another fantastic night at Chirnside Park Football Club.

The night was about women's involvement in grass roots football in the EFL. MC on the night was the ever capable Lauren Wood [ex EFL Media Manger and now Mooroolbark supporter], our guest speakers were Karen Moore, Secretary at Wantirna South; Tracy Cornish, Junior President at Chirnside Park and Katrina Stopinski, EFL Umpire with connections to Wantirna South as well as EFL staffers Ellie Ingwersen and Dyson Baker.

Their stories resonated with the majority of the women in the room and led to an evening of networking, discussing all things football, catching up with old friends and making new ones. Exactly the aim of Women of the EFL!

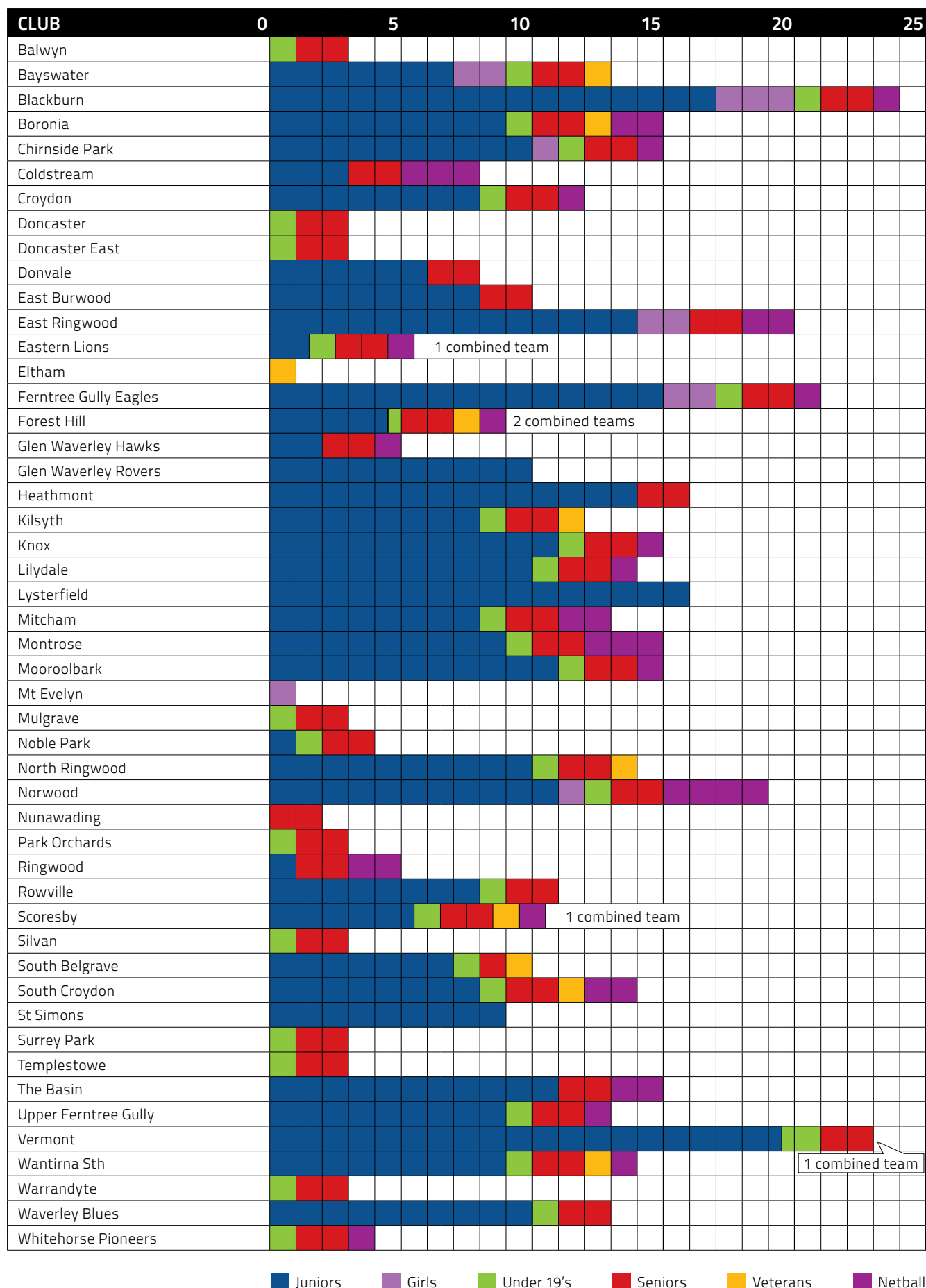
Thanks to Montrose and Chirnside Park, their committees and caterers for two great function venues this year; the team at William Angliss; our committee, Gail Hewitt, Prue Green, Robyn Lawson, Chris Dowling and Lauren Wood; Kirra Tevelein/Ellie Ingwersen for their help from behind the EFL desk and all our guest speakers. And finally to Phil Murton and the EFL for their ongoing support of the WEFL.

Jo Hart-Parker
President WEFL





Team Listing: 2015 Season



EFL Awards

BEST AND FAIREST

Division 1 Seniors – Chandler Medal		Votes
Luke Williams	Knox	20
Division 1 Reserves		
Bradley Jordan	Vermont	16
Division 1 EastLink Under 19's		
Riley Gillian	Rowville	19

Division 2 Seniors – Wright Medal		Votes
Chris Annakis	Doncaster	23
Division 2 Reserves		
Timothy Cook	Croydon	13
Division 2 EastLink Under 19's		
Lincoln Wong	Wantirna South	22

Division 3 Seniors – Edie Medal		Votes
Tim Riseley	Upper Ferntree Gully	23
Division 3 Reserves		
Nathan McKeown	Mitcham	20
Stephen O'Meara	South Belgrave	20
Division 3 EastLink Under 19's		
Jaye Witnish	Park Orchards	21

Division 4 Seniors – James Medal		Votes
Jay Sherlock	Kilsyth	34
Division 4 Reserves		
Sam Grose	Forest Hill	17
Division 4 EastLink Under 19's		
Kane Henden	Surrey Park	19

BJS Insurance Veterans		Votes
Marcus Stow	South Belgrave	13
Eamon Costello	South Croydon	13

Netball EFL – Division 1		Votes
Krista Tomlinson	Eastern Lions	24
Netball EFL – Division 2		
Ally Forrest	Mitcham	19
Netball EFL – Division 3		
Tayla Bennett	Ferntree Gully	19
Netball EFL – Division 4		
Karina Muscat	Forest Hill	26



Under 17 Premier Division		Votes
Harrison Dempster	Norwood	23
Under 17 Division A		
Jordan Haynes	Heathmont	22
Under 17 Division B		
Nicholas Rattle	St. Simons	22
Under 17 Division C		
Joel Dagher	East Ringwood	17
Under 17 Division D		
Benjamin Tuohey	Knox	17

Girls Under 16's		Votes
Ashlea Baldwin	East Ringwood	16

Under 15 Division A		Votes
Jack Kritopoulos	Blackburn	15
Under 15 Division B		
Ben White	Bayswater	21
Under 15 Division C		
Lachlan Kruger	The Basin	23

Under 14 Division A		Votes
Jonte Duffy	Rowville	29
Under 14 Division B		
Mitchell Brown	The Basin	26
Under 14 Division C		
Mihaele Zalac	Donvale	34
Under 14 Division D		
Harvey Dowse	South Belgrave	23

Under 13 Division A		Votes
Salele Feagaimalii	Vermont	30
Under 13 Division B		
Joel Dacre	Lilydale	32
Under 13 Division C		
James Fisher	Knox	29
Under 13 Division D		
Matthew Veen	Lysterfield	17

Under 12 Division A		Votes
Jacob Broad	North Ringwood	35
Under 12 Division B		
Tyrece Leiu	St. Simons	27
Under 12 Division C		
Jamie Ross	Mitcham	25
Under 12 Division D		
Nathan Byers	Bayswater	18

Under 11 Division A		Votes
Joshua Walker	Waverley Blues	29
Under 11 Division B		
Sam Gai	Mooroolbark	31
Under 11 Division C		
Blake Podesta	Montrose	28
Under 11 Division D		
Callum Pemberton	Wantirna South	27

GRAND FINAL BEST ON GROUND MEDALS

Division 1 Seniors – Cliff Tomkins Medal	
Rennie Gilchrist	Balwyn
Division 1 Reserves	
Jeconiah Peni	Balwyn
Division 1 EastLink Under 19's	
Bailey Freeman	Vermont

Division 2 Seniors – Gordon Parker Medal	
Ben Johnson	Doncaster
Division 2 Reserves	
Jesse Oldham	Waverley Blues
Division 2 EastLink Under 19's	
Matthew Hassan	Mooroolbark

Division 3 Seniors – Les Leete Medal	
Jarrod Witnish	Mitcham
Division 3 Reserves	
Cameron Taylor	Mitcham
Division 3 EastLink Under 19's	
Connor Hickey	Park Orchards

Division 4 Seniors – Frank Bibby Medal	
Jacob Daley	Warrandyte
Division 4 Reserves	
Hamish Mcwhirter	Warrandyte
Division 4 EastLink Under 19's	
Sidney Philip-Owen	Warrandyte

BJS Insurance Veterans	
Cameron Matthews	North Ringwood

Netball EFL	
Division 1	
Jordan Lingard	Eastern Lions

Division 2	
Michelle Duke	Chirnside Park

Division 3	
Maddie Prior	Scoresby

Division 4	
Kate Watson	The Basin



ALL TROPHIES ACHIEVER OF THE YEAR

Graeme Cocking
President – EFL Trainers Association

CLUB WAREHOUSE TRAINER OF THE YEAR

Gary Wilkinson
Noble Park Football Club

ALL TROPHIES LEADING GOAL KICKERS

Division 1	Leigh Williams	Norwood	79
Division 2	Dean Limbach	Doncaster East	92
Division 3	Leigh Odermatt	South Belgrave	63
Division 4	Ashley Froud	Warrandyte	78

ALL TROPHIES LEADING GOAL SHOOTERS

Division 1	Fiona Waack	Ringwood	409
Division 2	Caitlin Duke	Norwood	323
Division 3	Jordan Kennedy	Mooroolbark	280
Division 4	Kylie Baumgarten	The Basin	275

TROJAN YOUNG GUNS

Divisions 1 and 2	Dale Hehir	Scoresby
Divisions 3 and 4	Hayden DeGraaf	Eastern Lions

BJS CHAMPION CLUB AWARD

Division 1	Vermont
Division 2	Croydon
Division 3	Mitcham
Division 4	Warrandyte
Overall	Vermont

UMPIRES AWARDS

Best Senior Field Umpire	Jordan Buckingham
Best Senior Boundary Umpire	Tristian Webb
Best Senior Goal Umpire	Jason Gillow
Best Junior Field Umpire	Tom Nicoll

GORDON PARKER BEST CONDUCTED JUNIOR CLUB AWARD

Lysterfield Football Club

BENDIGO COMMUNITY BANK LIGHTNING PREMIERSHIP

Under 9 Winners

East Ringwood
Glen Waverley Rovers
Glen Waverley Hawks
Knox
Lysterfield Grey
Mitcham
South Croydon
Waverley Blues

Under 10 Winners

East Ringwood Blue & White
Ferntree Gully Eagles White
Knox
Glen Waverley Rovers
Lysterfield Black
Mooroolbark Green
Vermont Eagles

SEN Teams of the Year

2015 DIVISION 1

Backs	Jackson Weatherald Balwyn	Stuart Hill Norwood	Kris Pendlebury Balwyn	
Half-Backs	Adam Parker Vermont	Joel Perry Vermont	Matthew Aver Norwood	
Centres	Matthew Robinson Rowville	Thomas Roach Balwyn	Cameron Manuel Rowville	
Half-Forwards	Kyle Martin Noble Park	Jeff Gobbels Balwyn	Brett Johnson Montrose	
Forwards	Shayne Allan Noble Park	Leigh Williams Norwood	Mitch Davis Vermont	
Followers	John Meesen Balwyn	Rennie Gilchrist Balwyn	Luke Williams Knox	
Interchange	Stewart Kemperman Noble Park	Rod Crowe Balwyn	Marcus Hottes Lilydale	Dean Cleven East Ringwood
Coach	Daniel Donati (Balwyn)			
Captain	Rennie Gilchrist (Balwyn)			



2015 DIVISION 2

Backs	James Grant Croydon	Ben Gilling Mulgrave	Brayden Harkness Wantirna South	
Half-Backs	Heath Scotland Doncaster	Shane Tennant Doncaster East	Trent Martin Croydon	
Centres	Chris Annakis Doncaster	Ben Carboni Waverley Blues	Anthony Van Rooyen Bayswater	
Half-Forwards	Dale Hehir Scoresby	Jack Callanan Bayswater	Patrick Travers Croydon	
Forwards	Brendan Weinert Croydon	Dean Limbach Doncaster East	Wayne McNerney Bayswater	
Followers	Ewen McKenzie Doncaster	Matthew Sharpe Waverley Blues	Joel Galvin Bayswater	
Interchange	Josh Bolton Croydon	Nathan Thompson Doncaster	Luke Parker Mulgrave	Billy Morrison Doncaster East
Coach	Andrew Tranquilli (Doncaster)			
Captain	Shane Tennant (Doncaster East)			

2015 DIVISION 3

Backs	Tim Burmeister Ringwood		Jack Purcell Mitcham		Jordan Ceppi Templestowe	
Half-Backs	Josh Bell Mitcham		Todd Burley South Belgrave		Tom Hallinan South Belgrave	
Centres	Edward Sim Whitehorse Pioneers		Jarrod Witnish Mitcham		Alex Benbow South Belgrave	
Half-Forwards	Chris Hoegel Mitcham		Leigh Odermatt South Belgrave		Matthew Petracca Upper FTG	
Forwards	Michael King Chirnside Park		Trent Farmer Ringwood		Anthony Soriano Templestowe	
Followers	Ben Power Ringwood		Trevor Mills The Basin		Tim Riseley Upper FTG	
Interchange	Leigh Murphy Templestowe	Max Kruger The Basin		Nick Higginson Mitcham		Matthew Mariani Templestowe
Coach	Neil Winterton (Mitcham)					
Captain	Leigh Odermatt (South Belgrave)					



2015 DIVISION 4

Backs	Hayden DeGraff Eastern Lions		Scott McPherson Forest Hill	Tom Naughtin Warrandyte	
Half-Backs	Jason Want Eastern Lions		Daniel Toohey Warrandyte	Nicholas Pincott Forest Hill	
Centres	Ross Ansaldi Warrandyte		Andrew Chalkley Nunawading	Kane Maghamez Forest Hill	
Half-Forwards	David Tremewen Nunawading		Jay Sherlock Kilsyth	Kane Jones Coldstream	
Forwards	Adam Amin Glen Waverley Hawks		Ashley Froud Warrandyte	Matthew Carnelley Forest Hill	
Followers	David Hand Warrandyte		Mark Cecere Coldstream	Chad Gauci Warrandyte	
Interchange	Sean Currey Kilsyth	Michael Paolini Surrey Park	Luke Dunn Warrandyte		Fia Tootoo Forest Hill
Coach	Michael Tout (Warrandyte)				
Captain	Tom Naughtin (Warrandyte)				

Senior Ladders

Division 1 Seniors

TEAM	P	W	L	D	B	FF	For	Agst	%	PTS
Balwyn	18	16	1	1	0	0	2095	1037	202.03	66
Norwood	18	14	4	0	0	0	1934	1139	169.80	56
Noble Park	18	14	4	0	0	0	1913	1145	167.07	56
Vermont	18	13	4	1	0	0	1712	1084	157.93	54
Rowville	18	12	6	0	0	0	1884	1438	131.02	48
Blackburn	18	9	9	0	0	0	1484	1492	99.46	36
Montrose	18	8	10	0	0	0	1428	1478	96.62	32
North Ringwood	18	6	12	0	0	0	1019	1726	59.04	24
Knox	18	5	13	0	0	0	1088	1575	69.08	20
South Croydon	18	4	13	1	0	0	1187	1977	60.04	18
East Ringwood	18	3	14	1	0	0	1036	1776	58.33	14
Lilydale	18	2	16	0	0	0	941	1854	50.76	8

Division 1 Reserves

TEAM	P	W	L	D	B	FF	For	Agst	%	PTS
Balwyn	18	16	2	0	0	0	2084	865	240.92	64
Vermont	18	15	3	0	0	0	1755	712	246.49	60
Blackburn	18	15	3	0	0	0	1667	817	204.04	60
Rowville	18	14	4	0	0	0	1832	976	187.70	56
Norwood	18	12	6	0	0	0	1484	993	149.45	48
East Ringwood	18	7	11	0	0	0	1080	1239	87.17	28
Montrose	18	7	11	0	0	0	1095	1486	73.69	28
Noble Park	18	6	12	0	0	0	1042	1391	74.91	24
Knox	18	6	12	0	0	0	870	1443	60.29	24
Lilydale	18	5	13	0	0	0	775	1839	42.14	20
South Croydon	18	4	14	0	0	0	782	1488	52.55	16
North Ringwood	18	1	17	0	0	0	660	1877	35.16	4

Division 1 Under-19

TEAM	P	W	L	B	For	Agst	%	PTS	%WON
Vermont	16	14	2	2	1756	545	322.20	56	87.50
Blackburn	16	14	2	2	1394	739	188.63	56	87.50
Knox	16	12	4	2	1262	818	154.28	48	75.00
Noble Park	16	11	5	2	1412	737	191.59	44	68.75
Norwood	16	11	5	2	1443	806	179.03	44	68.75
Rowville	16	7	9	2	1083	989	109.50	28	43.75
Lilydale	16	7	9	2	1151	1119	102.86	28	43.75
South Croydon	16	6	10	2	992	1242	79.87	24	37.50
Balwyn	16	3	13	2	889	1637	54.31	12	18.75
North Ringwood	16	3	13	2	765	1478	51.76	12	18.75
Montrose	16	0	16	2	447	2484	18.00	0	0.00

Division 2 Seniors

TEAM	P	W	L	D	For	Agst	%	PTS	%WON
Doncaster	18	16	1	1	2021	1011	199.90	66	91.67
Croydon	18	15	3	0	1961	977	200.72	60	83.33
Doncaster East	18	12	6	0	1618	1421	113.86	48	66.67
Bayswater	18	11	7	0	1583	1437	110.16	44	61.11
Waverley Blues	18	11	7	0	1646	1563	105.31	44	61.11
Mooroolbark	18	7	11	0	1364	1649	82.72	28	38.89
Mulgrave	18	7	11	0	1322	1607	82.27	28	38.89
Wantirna South	18	6	11	1	1428	1469	97.21	26	36.11
East Burwood	18	2	16	0	1013	1859	54.49	8	11.11
Scoresby	18	2	16	0	1145	2108	54.32	8	11.11

Division 2 Reserves

TEAM	P	W	L	D	For	Agst	%	PTS	%WON
Croydon	18	16	2	0	1853	716	258.80	64	88.89
Wantirna South	18	14	4	0	1694	890	190.34	56	77.78
Doncaster	18	12	5	1	1746	887	196.84	50	69.44
Waverley Blues	18	12	5	1	1405	990	141.92	50	69.44
Bayswater	18	11	7	0	1331	1003	132.70	44	61.11
Doncaster East	18	10	8	0	1444	1280	112.81	40	55.56
Mulgrave	18	5	12	1	1341	1675	80.06	22	30.56
Scoresby	18	5	13	0	1007	1597	63.06	20	27.78
Mooroolbark	18	2	16	0	796	1920	41.46	8	11.11
East Burwood	18	1	16	1	553	2212	25.00	6	8.33

Division 2 Under-19

TEAM	P	W	L	B	For	Agst	%	PTS	%WON
Mooroolbark	16	16	0	2	1682	616	273.05	64	100.00
Croydon	16	13	3	2	1647	894	184.23	52	81.25
Mulgrave	16	11	5	2	1602	984	162.80	44	68.75
Waverley Blues	16	10	6	2	1173	949	123.60	40	62.50
Doncaster	16	8	8	2	1202	1120	107.32	32	50.00
Wantirna South	16	6	10	2	1393	1311	106.25	24	37.50
Doncaster East	16	5	11	2	1102	1178	93.55	20	31.25
Scoresby	16	3	13	2	732	1712	42.76	12	18.75
Bayswater	16	0	16	2	488	2257	21.62	0	0.00

Division 3 Seniors

TEAM	P	W	L	D	B	FF	For	Agst	%	PTS
Mitcham	18	16	2	0	0	0	2007	1212	165.59	64
Templestowe	18	14	4	0	0	0	1738	1048	165.84	56
The Basin	18	14	4	0	0	0	1824	1263	144.42	56
Upper FTG	18	12	6	0	0	0	1554	1211	128.32	48
Ringwood	18	11	7	0	0	0	1462	1144	127.80	44
South Belgrave	18	9	9	0	0	0	1649	1497	110.15	36
Park Orchards	18	7	11	0	0	0	1359	1597	85.10	28
Heathmont	18	7	11	0	0	0	956	1448	66.02	28
Boronia	18	6	11	1	0	0	1076	1247	86.29	26
Chirside Park	18	4	13	1	0	0	1171	1538	76.14	18
Silvan	18	4	14	0	0	0	1372	2167	63.31	16
Whitehorse P	18	3	15	0	0	0	1224	2020	60.59	12

Division 3 Reserves

TEAM	P	W	L	D	B	FF	For	Agst	%	PTS
Mitcham	18	15	3	0	0	0	1581	589	268.42	60
Ringwood	18	14	4	0	0	0	1516	744	203.76	56
Park Orchards	18	13	4	1	0	0	1406	816	172.30	54
Upper FTG	18	13	5	0	0	0	1673	804	208.08	52
Templestowe	18	12	6	0	0	0	1480	785	188.54	48
Boronia	18	11	6	1	0	0	1049	1067	98.31	46
South Belgrave	18	10	8	0	0	0	1271	962	132.12	40
The Basin	18	7	11	0	0	0	1088	1236	88.03	28
Heathmont	18	4	14	0	0	0	847	1454	58.25	16
Chirside Park	18	4	14	0	0	0	818	1445	56.61	16
Silvan	18	4	14	0	0	0	782	1786	43.78	16
Whitehorse P	18	0	18	0	0	0	517	2340	22.09	0

Division 3 Under-19

TEAM	P	W	L	B	For	Agst	%	PTS	%WON
Park Orchards	16	14	2	2	1688	624	270.51	56	87.50
Boronia	16	13	3	2	1477	616	239.77	52	81.25
Upper FTG	16	13	3	2	1431	724	197.65	52	81.25
Mitcham	16	11	5	2	1289	842	153.09	44	68.75
Templestowe	16	7	9	2	1002	1141	87.82	28	43.75
South Belgrave	16	6	10	2	948	1289	73.55	24	37.50
Chirside Park	16	5	11	2	1202	1008	119.25	20	31.25
Whitehorse P	16	3	13	2	937	1389	67.46	12	18.75
Silvan	16	0	16	2	317	2658	11.93	0	0.00

Division 4 Seniors

TEAM	P	W	L	D	B	FF	For	Agst	%	PTS
Warrandyte	18	16	2	0	0	0	1951	865	225.55	64
Forest Hill	18	13	5	0	0	0	1737	1166	148.97	52
Coldstream	18	12	5	1	0	0	1715	1331	128.85	50
Kilsyth	18	11	6	1	0	0	1603	1454	110.25	46
Ferntree Gully	18	11	7	0	0	0	1429	1386	103.10	44
GW Hawks	18	9	8	1	0	0	1250	1256	99.52	38
Eastern Lions	18	9	9	0	0	0	1389	1355	102.51	36
Nunawading	18	4	14	0	0	0	1307	1788	73.10	16
Surrey Park	18	2	15	1	0	0	943	1737	54.29	10
Donvale	18	1	17	0	0	0	1014	2000	50.70	4

Division 4 Reserves

TEAM	P	W	L	D	B	FF	For	Agst	%	PTS
Forest Hill	18	17	1	0	0	0	2293	550	416.91	68
Warrandyte	18	16	2	0	0	0	2153	504	427.18	64
Kilsyth	18	12	6	0	0	0	1364	1102	123.77	48
Ferntree Gully	18	11	7	0	0	0	1404	882	159.18	44
Eastern Lions	18	11	7	0	0	0	1299	1015	127.98	44
GW Hawks	18	7	11	0	0	0	956	1217	78.55	28
Nunawading	18	6	12	0	0	0	1114	1708	65.22	24
Coldstream	18	6	12	0	0	0	964	1490	64.70	24
Surrey Park	18	4	14	0	0	0	738	1568	47.07	16
Donvale	18	0	18	0	0	0	360	2609	13.80	0

Division 4 Under-19

TEAM	P	W	L	B	For	Agst	%	PTS	%WON
Ferntree Gully	15	12	3	3	1720	579	297.06	48	80.00
Warrandyte	15	11	4	3	1409	599	235.23	44	73.33
Surrey Park	15	11	4	3	1432	660	216.97	44	73.33
Forest Hill Eagles	15	8	7	3	1145	1053	108.74	32	53.33
Eastern Lions	15	2	13	3	480	2097	22.89	8	13.33
Kilsyth	15	1	14	3	530	1728	30.67	4	6.67

Veterans

Senior Finals

1st Division Seniors				
Qualifying Final				
Norwood	15.10 (100)	defeated	Noble Park	10.11 (71)
Elimination Final				
Vermont	8.9 (57)	defeated	Rowville	4.6 (30)
Semi Final 2				
Norwood	8.12 (60)	defeated	Balwyn	8.9 (57)
Semi Final 1				
Vermont	10.6 (66)	defeated	Noble Park	8.11 (59)
Preliminary Final				
Balwyn	13.12 (90)	defeated	Vermont	6.12 (48)
Grand Final				
Balwyn	21.12 (138)	defeated	Norwood	4.3 (27)

1st Division Reserves				
Qualifying Final				
Blackburn	12.15 (87)	defeated	Vermont	4.4 (28)
Elimination Final				
Rowville	14.7 (91)	defeated	Norwood	7.4 (46)
Semi Final 2				
Balwyn	10.12 (72)	defeated	Blackburn	8.10 (58)
Semi Final 1				
Vermont	6.5 (41)	defeated	Rowville	3.14 (32)
Preliminary Final				
Vermont	11.7 (73)	defeated	Blackburn	8.10 (58)
Grand Final				
Balwyn	4.12 (36)	defeated	Vermont	4.9 (33)

1st Division Under-19				
Qualifying Final				
Knox	13.6 (84)	defeated	Blackburn	6.6 (42)
Elimination Final				
Norwood	11.4 (70)	defeated	Noble Park	3.7 (25)
Semi Final 2				
Vermont	16.9 (105)	defeated	Knox	5.7 (37)
Semi Final 1				
Norwood	12.7 (79)	defeated	Blackburn	7.3 (45)
Preliminary Final				
Norwood	9.6 (60)	defeated	Knox	7.12 (54)
Grand Final				
Vermont	8.4 (52)	defeated	Norwood	6.3 (39)

2nd Division Seniors				
Semi Final 2				
Doncaster	18.14 (122)	defeated	Croydon	1.4 (10)
Semi Final 1				
Doncaster East	18.14 (122)	defeated	Bayswater	8.13 (61)
Preliminary Final				
Doncaster East	16.6 (102)	defeated	Croydon	8.16 (64)
Grand Final				
Doncaster	11.7 (73)	defeated	Doncaster East	3.10 (28)

2nd Division Reserves				
Semi Final 2				
Wantirna South	7.4 (46)	defeated	Croydon	4.11 (35)
Semi Final 1				
Waverley Blues	7.9 (51)	defeated	Doncaster	6.10 (46)
Preliminary Final				
Waverley Blues	9.7 (61)	defeated	Croydon	5.9 (39)
Grand Final				
Waverley Blues	9.3 (57)	defeated	Wantirna South	6.10 (46)

2nd Division Under-19				
Semi Final 2				
Mooroolbark	8.11 (59)	defeated	Croydon	7.6 (48)
Semi Final 1				
Mulgrave	13.12 (90)	defeated	Waverley Blues	7.9 (51)
Preliminary Final				
Mulgrave	16.8 (104)	defeated	Croydon	13.8 (86)
Grand Final				
Mooroolbark	17.12 (114)	defeated	Mulgrave	2.5 (17)

3rd Division Seniors				
Qualifying Final				
Templestowe	21.19 (145)	defeated	The Basin	12.14 (86)
Elimination Final				
Ringwood	17.11 (113)	defeated	Upper FTG	12.7 (79)
Semi Final 2				
Mitcham	10.11 (71)	defeated	Templestowe	6.8 (44)
Semi Final 1				
The Basin	15.12 (102)	defeated	Ringwood	10.8 (68)
Preliminary Final				
The Basin	9.5 (59)	defeated	Templestowe	6.16 (52)
Grand Final				
Mitcham	16.15 (111)	defeated	The Basin	9.13 (67)

3rd Division Reserves				
Qualifying Final				
Park Orchards	13.9 (87)	defeated	Ringwood	1.8 (14)
Elimination Final				
Upper FTG	11.8 (74)	defeated	Templestowe	8.2 (50)
Semi Final 2				
Mitcham	12.6 (78)	defeated	Park Orchards	5.10 (40)
Semi Final 1				
Upper FTG	7.11 (53)	defeated	Ringwood	5.8 (38)
Preliminary Final				
Park Orchards	8.8 (56)	defeated	Upper FTG	4.15 (39)
Grand Final				
Mitcham	11.5 (71)	defeated	Park Orchards	7.7 (49)

3rd Division Under-19				
Qualifying Final				
Boronia	12.13 (85)	defeated	Upper FTG	7.7 (49)
Elimination Final				
Mitcham	10.19 (79)	defeated	Templestowe	2.5 (17)
Semi Final 2				
Boronia	6.5 (41)	defeated	Park Orchards	3.4 (22)
Semi Final 1				
Upper FTG	10.15 (75)	defeated	Mitcham	6.7 (43)
Preliminary Final				
Park Orchards	12.7 (79)	defeated	Upper FTG	6.10 (46)
Grand Final				
Park Orchards	7.9 (51)	defeated	Boronia	4.10 (34)*

*Incl. Extra Time

4th Division Seniors				
Semi Final 2				
Warrandyte	13.11 (89)	defeated	Forest Hill	9.7 (61)
Semi Final 1				
Kilsyth	11.8 (74)	defeated	Coldstream	9.13 (67)
Preliminary Final				
Kilsyth	6.12 (48)	defeated	Forest Hill	5.5 (35)
Grand Final				
Warrandyte	16.11 (107)	defeated	Kilsyth	12.12 (84)

4th Division Reserves				
Semi Final 2				
Warrandyte	14.7 (91)	defeated	Forest Hill	5.7 (37)
Semi Final 1				
Ferntree Gully	6.21 (57)	defeated	Kilsyth	6.4 (40)
Preliminary Final				
Forest Hill	12.7 (79)	defeated	Ferntree Gully	6.4 (40)
Grand Final				
Warrandyte	8.9 (57)	defeated	Forest Hill	6.3 (39)

4th Division Under-19				
Semi Final 2				
Ferntree Gully	12.11 (83)	defeated	Warrandyte	10.5 (65)
Semi Final 1				
Surrey Park	11.10 (76)	defeated	Forest Hill	8.7 (55)
Preliminary Final				
Warrandyte	7.7 (49)	defeated	Surrey Park	7.5 (47)
Grand Final				
Warrandyte	9.13 (67)	defeated	Ferntree Gully	6.9 (45)

Veterans				
Semi Finals				
Scoresby	8.14 (62)	defeated	South Croydon	7.9 (51)
North Ringwood	13.8 (86)	defeated	Eltham	8.6 (54)
Grand Final				
North Ringwood	5.7 (37)	defeated	Scoresby	5.6 (36)

Netball Ladders & Finals

Netball Division 1												
TEAM	P	W	L	D	B	FA	FF	F	A	%	PTS	% WON
Norwood Black	15	13	2	0	0	0	0	896	465	192.69	52	86.67
Eastern Lions	15	13	2	0	0	0	3	653	373	175.07	52	86.67
Croydon	15	12	3	0	0	0	0	839	590	142.20	48	80
Ringwood Red	15	9	6	0	0	0	1	692	681	101.62	36	60
Boronia Gold	15	7	7	1	0	1	1	626	602	103.99	30	50
Knox	15	7	8	0	0	0	1	579	721	80.31	28	46.67
Blackburn	15	5	9	1	0	0	0	526	697	75.47	22	36.67
Montrose Demons	15	4	11	0	0	0	0	580	757	76.62	16	26.67
Wantirna South	15	4	11	0	0	4	0	410	584	70.21	16	26.67
East Ringwood Blue	15	3	12	0	0	1	0	536	748	71.66	12	20

Netball Division 2												
TEAM	P	W	L	D	B	FA	FF	F	A	%	PTS	% WON
Mitcham Yellow	15	12	3	0	0	0	0	514	444	115.77	48	80
Chirnside Park	15	11	4	0	0	0	0	491	381	128.87	44	73.33
Norwood Gold	15	10	5	0	0	0	1	537	463	115.98	40	66.67
Coldstream White	15	9	6	0	0	0	0	462	434	106.45	36	60
Mitcham Black	15	8	7	0	0	0	0	451	370	121.89	32	53.33
Lilydale	15	7	8	0	0	0	0	414	426	97.18	28	46.67
Glen Waverley Hawks	15	5	10	0	0	2	0	386	399	96.74	20	33.33
Montrose Flames	15	5	10	0	0	0	0	421	498	84.54	20	33.33
Upper Ferntree Gully	15	4	10	1	0	0	1	406	543	74.77	18	30
Norwood Purple	15	0	14	1	0	0	0	391	634	61.67	2	3.33

Netball Division 3												
TEAM	P	W	L	D	B	FA	FF	F	A	%	PTS	% WON
Mooroolbark	14	12	2	0	0	0	0	600	392	153.06	48	85.71
Scoresby	14	11	3	0	0	0	0	494	368	134.24	44	78.57
Coldstream Black	14	10	4	0	0	0	0	590	452	130.53	40	71.43
East Ringwood White	14	8	6	0	0	0	0	396	387	102.33	32	57.14
Boronia Brown	14	6	8	0	0	0	0	447	386	115.80	24	42.86
Ferntree Gully Eaglets	14	4	10	0	0	0	0	345	535	64.49	16	28.57
Norwood White	14	3	11	0	0	0	0	414	513	80.70	12	21.43
South Croydon K9's Red	14	2	12	0	0	0	0	284	537	52.89	8	14.29

Netball Division 4												
TEAM	P	W	L	D	B	FA	FF	F	A	%	PTS	% WON
The Basin Red	14	13	1	0	0	0	0	551	292	188.70	52	92.86
Whitehorse	14	11	3	0	0	0	0	489	333	146.85	44	78.57
Ringwood Black	14	9	4	1	0	0	0	487	287	169.69	38	67.86
Forest Hill	14	8	6	0	0	0	0	322	345	93.33	32	57.14
Coldstream Blue	14	7	7	0	0	0	0	418	412	101.46	28	50
Montrose Devils	14	5	9	0	0	0	0	384	433	88.68	20	35.71
South Croydon K9's Blue	14	1	12	1	0	0	0	231	426	54.23	6	10.71
The Basin Green	14	1	13	0	0	0	0	183	537	34.08	4	7.14

Semi Final 2	
Eastern Lions	12, 23, 39, 50
Norwood Black	12, 25, 33, 41
Semi Final 1	
Ringwood Red	12, 32, 43, 52
Croydon	15, 26, 41, 53
Preliminary Final	
Croydon	9, 19, 33, 46
Norwood Black	14, 27, 38, 43
Grand Final	
Croydon	5, 14, 25, 32
Eastern Lions	12, 26, 37, 53

Semi Final 2	
Chirnside Park	6, 11, 18, 28
Mitcham Yellow	8, 16, 26, 33
Semi Final 1	
Coldstream White	7, 13, 23, 30
Norwood Gold	14, 24, 35, 44
Preliminary Final	
Norwood Gold	8, 14, 16, 22
Chirnside Park	5, 13, 19, 29
Grand Final	
Chirnside Park	4, 11, 19, 27
Mitcham Yellow	6, 11, 15, 21

Semi Final 2	
Scoresby	9, 16, 20, 30
Mooroolbark	9, 22, 33, 40
Semi Final 1	
East Ringwood White	7, 14, 19, 29
Coldstream Black	6, 11, 19, 27
Preliminary Final	
East Ringwood White	9, 11, 13, 21
Scoresby	6, 16, 26, 33
Grand Final	
Scoresby	8, 20, 24, 36
Mooroolbark	8, 16, 29, 40

Semi Final 2	
Whitehorse	6, 14, 18, 20
The Basin Red	12, 19, 25, 32
Semi Final 1	
Forest Hill	5, 10, 19, 26
Ringwood Black	5, 9, 11, 12
Preliminary Final	
Forest Hill	7, 18, 26, 29
Whitehorse	6, 8, 12, 24
Grand Final	
Forest Hill	12, 20, 30, 35
The Basin Red	7, 19, 30, 38



Junior Ladders

Under 17 Premier										
TEAM	P	W	L	D	B	FF	For	Agst	%	PTS
Norwood Black	14	13	1	0	0	0	1274	568	224.30	52
Montrose Red	14	12	2	0	0	0	1253	649	193.07	48
Knox Red	14	10	4	0	0	0	1014	737	137.58	40
FTG Eagles Blue	14	6	8	0	0	0	766	794	96.47	24
Vermont Purple	14	6	8	0	0	0	873	943	92.58	24
Blackburn Black	14	6	8	0	0	0	896	1079	83.04	24
Noble Park	14	3	11	0	0	0	742	1067	69.54	12
Lilydale Blue	14	0	14	0	0	0	559	1540	36.30	0

Under 17A										
TEAM	P	W	L	D	B	FF	For	Agst	%	PTS
Heathmont Blue	14	12	2	0	0	0	1355	551	245.92	48
Rowville Hawks	14	12	2	0	0	0	1263	517	244.29	48
Croydon	14	9	4	1	0	0	1100	864	127.31	38
Donvale	14	7	7	0	0	0	1012	768	131.77	28
Boronia Gold	14	7	7	0	0	0	860	861	99.88	28
Glen Waverley Rovers	14	7	7	0	0	0	825	935	88.24	28
Waverley Blues Red	14	3	10	1	0	0	660	1083	60.94	14
Upper FTG Red	14	2	12	0	0	0	501	1409	35.56	8

Under 17B										
TEAM	P	W	L	D	B	FF	For	Agst	%	PTS
Scoresby	14	11	3	0	0	0	1124	632	177.85	44
St. Simons	14	10	4	0	0	0	990	622	159.16	40
The Basin Red	14	10	4	0	0	0	1006	635	158.43	40
South Belgrave	14	8	6	0	0	0	1131	734	154.09	32
Mooroolbark	14	8	6	0	0	0	830	883	94.00	32
South Croydon	14	7	7	0	0	0	971	787	123.38	28
Ringwood	14	6	8	0	0	0	887	813	109.10	24
North Ringwood	14	2	12	0	0	0	646	1343	48.10	8

Under 17C										
TEAM	P	W	L	D	B	FF	For	Agst	%	PTS
Lilydale Gold	14	13	1	0	0	0	1255	294	426.87	52
Norwood Purple	14	10	3	1	0	0	945	573	164.92	42
Knox Black	14	9	4	1	0	0	1091	815	133.87	38
Chirnside Park	14	8	6	0	0	0	920	650	141.54	32
East Ringwood	14	7	7	0	0	0	866	861	100.58	28
Rowville Gold	14	6	8	0	0	0	736	951	77.39	24
Montrose Blue	14	5	9	0	0	0	766	993	77.14	20
Vermont Gold	14	4	10	0	0	0	709	934	75.91	16
East Burwood	14	4	10	0	0	0	508	1241	40.93	16
FTG Eagles White	14	1	13	0	0	0	319	1359	23.47	4

Under 17D										
TEAM	P	W	L	D	B	FF	For	Agst	%	PTS
Blackburn Red	14	9	4	1	0	0	1083	756	143.25	38
Heathmont Gold	14	9	5	0	0	0	1035	674	153.56	36
Wav Blues White	14	8	6	0	0	0	764	659	115.93	32
Knox Falcons	14	8	6	0	0	0	671	625	107.36	32
Forest Hill	14	7	7	0	0	0	930	766	121.41	28
Boronia Brown	14	6	8	0	0	0	751	906	82.89	24
Kilsyth	14	6	8	0	0	0	758	1090	69.54	24
Upper FTG Red	14	4	9	1	0	0	696	826	84.26	18
The Basin Green	14	4	10	0	0	0	673	967	69.60	16
Lysterfield	14	0	14	0	0	0	278	1623	17.13	0

Under 16 Girls									
TEAM	P	W	L	D	B	For	Agst	%	PTS
East Ringwood Blue	12	12	0	0	0	756	23	3286.96	48
Mt Evelyn	12	9	3	0	0	236	191	123.56	36
Ferntree Gully	12	6	6	0	0	360	319	112.85	24
East Ringwood White	12	5	7	0	0	212	295	71.86	20
Bayswater	12	4	8	0	0	218	432	50.46	16
Norwood	12	0	12	0	0	92	614	14.98	0

Under 15A									
TEAM	P	W	L	D	B	For	Agst	%	PTS
Blackburn Black	12	12	0	0	2	990	327	302.75	100
Norwood Black	13	10	3	0	1	1113	480	231.88	76.92
Mooroolbark	13	9	4	0	1	896	623	143.82	69.23
Vermont Purple	13	8	5	0	1	966	595	162.35	61.54
Lysterfield	13	5	8	0	1	559	785	71.21	38.46
Knox	13	2	11	0	1	455	1220	37.30	15.38
Lilydale	12	1	11	0	2	385	1077	35.75	8.33

Under 15B									
TEAM	P	W	L	D	B	For	Agst	%	PTS
South Belgrave	14	13	1	0	0	1684	451	373.39	92.86
Boronia	14	11	3	0	0	1159	454	255.29	78.57
Heathmont	14	10	4	0	0	1267	621	204.03	71.43
Upper Ferntree Gully	14	8	6	0	0	882	755	116.82	57.14
St. Simons	14	8	6	0	0	1035	895	115.64	57.14
East Ringwood	13	7	6	0	1	821	631	130.11	53.85
North Ringwood	14	5	9	0	0	873	933	93.57	35.71
Ferntree Gully Eagles	14	4	10	0	0	563	1414	39.82	28.57
Bayswater	14	3	11	0	0	694	1060	65.47	21.43
Montrose	14	0	14	0	0	267	2070	12.90	0

Under 15C									
TEAM	P	W	L	B	For	Agst	%	PTS	%WON
Norwood Purple	13	11	2	1	1149	465	247.10	44	84.62
The Basin	13	11	2	1	951	547	173.86	44	84.62
Mitcham	14	11	3	0	910	522	174.33	44	78.57
Blackburn Red	13	10	3	1	882	614	143.65	40	76.92
Vermont Gold	14	8	6	0	758	712	106.46	32	57.14
Glen Wav Rovers	14	6	8	0	694	759	91.44	24	42.86
Waverley Blues	14	3	11	0	630	882	71.43	12	21.43
Chirnside Park	14	3	11	0	565	812	69.58	12	21.43
Scoresby	14	3	11	0	629	1201	52.37	12	21.43
Wantirna South	13	0	13	1	392	1312	29.88	0	0

Under 14A									
TEAM	P	W	L	D	B	For	Agst	%	PTS
Vermont Purple	14	14	0	0	0	1497	311	481.35	56
Rowville	14	12	2	0	0	1061	614	172.80	48
East Burwood Black	14	10	4	0	0	1400	461	303.69	40
Mooroolbark Green	14	9	5	0	0	1034	691	149.64	36
Heathmont Blue	14	6	8	0	0	717	983	72.94	24
Norwood Black	14	4	10	0	0	605	946	63.95	16
Blackburn Black	14	3	11	0	0	538	1062	50.66	12
FTG Eagles Blue	14	0	14	0	0	223	1653	13.49	0

Under 14B									
TEAM	P	W	L	D	B	For	Agst	%	PTS
Chirnside Park	14	13	0	1	0	1174	381	308.14	54
The Basin	14	11	2	1	0	914	523	174.76	46
East Ringwood	14	9	5	0	0	976	566	172.44	36
Knox	14	8	6	0	0	804	617	130.31	32
Lilydale	14	5	8	1	0	630	777	81.08	22
Boronia	14	3	9	2	0	552	813	67.90	16
Lysterfield	14	3	10	1	0	515	1095	47.03	14
Waverley Blues	14	3	11	0	0	418	941	44.42	12

Under 14C									
TEAM	P	W	L	D	B	For	Agst	%	PTS
Donvale	14	13	1	0	0	1346	351	383.48	52
Wantirna South	14	11	3	0	0	1087	559	194.45	44
Upper Ferntree Gully	14	8	6	0	0	973	781	124.58	32
Kilsyth	14	7	7	0	0	827	812	101.85	28
Forest Hill	14	6	7	1	0	608	1026	59.26	26
East Burwood White	14	4	9	1	0	599	885	67.68	18
Croydon	14	4	10	0	0	610	898	67.93	16
St. Simons	14	2	12	0	0	469	1205	38.92	8

Junior Ladders

Under 14D										
TEAM	P	W	L	D	B	For	Agst	%	%WON	
Norwood Purple	12	10	2	0	2	971	475	204.42	83.33	
South Belgrave	13	10	3	0	1	1135	648	175.15	76.92	
South Croydon	13	9	4	0	1	1226	636	192.77	69.23	
Heathmont Gold	13	8	5	0	1	1003	630	159.21	61.54	
Blackburn Red	12	7	5	0	2	814	680	119.71	58.33	
Vermont Gold	12	4	8	0	2	709	744	95.30	33.33	
FTG Eagles White	12	3	9	0	2	336	1142	29.42	25	
Mooroolbark Gold	13	1	12	0	1	560	1229	45.57	7.69	
Bayswater	12	0	12	0	2	238	1464	16.26	0	

Under 13A										
TEAM	P	W	L	D	B	For	Agst	%	PTS	
Vermont Purple	14	14	0	0	0	1518	320	474.38	56	
Ferntree Gully Blue	14	10	4	0	0	964	603	159.87	40	
East Ringwood	14	10	4	0	0	1057	669	158.00	40	
Boronia Gold	14	8	6	0	0	875	598	146.32	32	
Blackburn Black	14	7	7	0	0	799	669	119.43	28	
GW Rovers Black	14	5	9	0	0	792	827	95.77	20	
Norwood	14	1	13	0	0	313	1104	28.35	4	
Bayswater	14	1	13	0	0	146	1674	8.72	4	

Under 13B										
TEAM	P	W	L	D	B	For	Agst	%	PTS	
North Ringwood	14	12	2	0	0	1116	482	231.54	48	
Heathmont	14	11	3	0	0	956	625	152.96	44	
St. Simons	14	10	4	0	0	986	629	156.76	40	
Lilydale	14	9	5	0	0	1038	713	145.58	36	
Croydon	14	6	8	0	0	765	755	101.32	24	
Rowville	14	5	9	0	0	543	1093	49.68	20	
Lysterfield Grey	14	3	11	0	0	647	875	73.94	12	
Scoresby	14	0	14	0	0	336	1215	27.65	0	

Under 13C										
TEAM	P	W	L	D	B	For	Agst	%	PTS	
Knox	14	12	2	0	0	1040	499	208.42	48	
Upper Ferntree Gully	14	10	3	1	0	978	498	196.39	42	
Chirnside Park	14	10	3	1	0	831	502	165.54	42	
Waverley Blues	14	8	6	0	0	875	856	102.22	32	
Montrose	14	7	6	1	0	793	737	107.60	30	
South Croydon	14	4	9	1	0	549	991	55.40	18	
GW Rovers White	14	1	11	2	0	639	895	71.40	8	
Wantirna South	14	1	13	0	0	408	1135	35.95	4	

Under 13D										
TEAM	P	W	L	D	B	For	Agst	%	%WON	
FTG Eagles White	13	13	0	0	1	1096	382	286.91	100	
Lysterfield Teal	12	8	4	0	2	635	448	141.74	66.67	
Boronia Brown	12	7	5	0	2	740	477	155.14	58.33	
The Basin	12	7	5	0	2	636	458	138.86	58.33	
Blackburn Red	12	7	5	0	2	671	621	108.05	58.33	
Kilsyth	13	6	7	0	1	796	656	121.34	46.15	
Vermont Gold	12	4	8	0	2	471	726	64.88	33.33	
Mitcham	13	4	9	0	1	560	884	63.35	30.77	
South Belgrave	13	0	13	0	1	308	1261	24.43	0	

Under 12 Girls										
TEAM	P	W	L	D	For	Agst	%	%WON		
Ferntree Gully	11	11	0	0	1017	164	620.12	44		
Bayswater	11	8	3	0	634	243	260.91	32		
Mt Evelyn	11	7	4	0	596	398	149.75	28		
Yarra Glen	11	5	6	0	473	505	93.66	20		
Healesville	11	1	10	0	216	918	23.53	4		
Wesburn	11	1	10	0	184	892	20.63	4		

Under 12A										
TEAM	P	W	L	D	For	Agst	%	%WON		
North Ringwood	14	11	3	0	631	373	169.17	44		
Vermont Purple	14	10	4	0	823	400	205.75	40		
Heathmont Blue	14	10	4	0	650	374	173.80	40		
East Ringwood Blue	14	10	4	0	670	391	171.36	40		
Blackburn Black	14	9	4	1	618	413	149.64	38		
Lysterfield Grey	14	8	6	0	627	509	123.18	32		
The Basin	14	4	10	0	338	634	53.31	16		
FTG Eagles Blue	14	3	10	1	377	547	68.92	14		
East Burwood	14	3	11	0	268	855	31.35	12		
Mooroolbark	14	1	13	0	255	761	33.51	4		

Under 12B										
TEAM	P	W	L	D	For	Agst	%	%WON		
Knox	14	12	2	0	637	292	218.15	48		
Glen Waverley Rovers	14	9	4	1	397	375	105.87	38		
Chirnside Park	14	8	6	0	775	459	168.85	32		
St. Simons	14	7	6	1	444	412	107.77	30		
Montrose	14	7	7	0	542	521	104.03	28		
Donvale	14	6	8	0	397	502	79.08	24		
Waverley Blues	14	4	10	0	410	640	64.06	16		
Lilydale	14	2	12	0	311	712	43.68	8		

Under 12C										
TEAM	P	W	L	D	For	Agst	%	PTS		
Mitcham	14	13	1	0	519	165	314.55	52		
South Croydon	14	11	3	0	620	264	234.85	44		
East Ringwood White	14	8	6	0	416	268	155.22	32		
Croydon	14	7	7	0	437	508	86.02	28		
Wantirna South	14	6	8	0	340	418	81.34	24		
Lysterfield Teal	14	5	9	0	400	427	93.68	20		
Kilsyth	14	4	10	0	321	519	61.85	16		
Heathmont Gold	14	2	12	0	242	726	33.33	8		

Under 12D										
TEAM	P	W	L	D	B	For	Agst	%	%WON	
Rowville	13	13	0	0	1	1045	119	878.15	100	
Scoresby	13	12	1	0	1	902	265	340.38	92.31	
Upper Ferntree Gully	14	11	3	0	0	1269	230	551.74	78.57	
Bayswater	14	7	7	0	0	628	672	93.45	50	
Vermont Gold	14	5	9	0	0	438	858	51.05	35.71	
FTG Eagles White	14	4	10	0	0	367	640	57.34	28.57	
Blackburn Red	13	3	10	0	1	336	849	39.58	23.08	
Norwood	13	1	12	0	1	181	1096	16.51	7.69	

Under 11A										
TEAM	P	W	L	D	For	Agst	%	PTS		
Lysterfield Teal	14	12	2	0	478	281	170.11	48		
Rowville	14	11	2	1	526	320	164.38	46		
East Ringwood Blue	14	11	3	0	659	248	265.73	44		
Waverley Blues	14	11	3	0	594	453	131.13	44		
Vermont Purple	14	8	6	0	562	441	127.44	32		
Heathmont Blue	14	6	7	1	477	478	99.79	26		
Croydon	14	6	8	0	474	504	94.05	24		
North Ringwood Red	14	3	9	2	420	639	65.73	16		
GW Rovers White	14	2	11	1	425	663	64.10	10		
Blackburn Black	14	1	12	1	367	593	61.89	6		

Under 11B								
TEAM	P	W	L	D	For	Agst	%	PTS
Lilydale	14	13	1	0	589	220	267.73	52
GW Rovers Black	14	10	3	1	655	278	235.61	42
Boronia	14	9	5	0	548	193	283.94	36
Mooroolbark Green	14	9	5	0	508	517	98.26	36
Ferntree Gully Eagles	14	8	6	0	507	346	146.53	32
The Basin	14	6	8	0	375	507	73.96	24
St. Simons	14	4	9	1	318	634	50.16	18
East Burwood	14	3	11	0	360	556	64.75	12
South Croydon	14	3	11	0	427	731	58.41	12
Mitcham	14	0	14	0	166	883	18.80	0

Junior Finals

Under 17 Premier 2015				
Qualifying Final				
Montrose Red	9.6 (60)	defeated	Knox Red	4.11 (35)
Elimination Final				
FTG Eagles Blue	7.2 (44)	defeated	Vermont Purple	5.6 (36)
Semi Final 2				
Norwood Black	13.14 (92)	defeated	Montrose Red	8.4 (52)
Semi Final 1				
FTG Eagles Blue	5.12 (42)	defeated	Knox Red	2.6 (18)
Preliminary Final				
FTG Eagles Blue	10.11 (71)	defeated	Montrose Red	9.4 (58)
Grand Final				
FTG Eagles Blue	8.7 (55)	defeated	Norwood Black	6.10 (46)

Under 17A 2015				
Qualifying Final				
Rowville Hawks	9.6 (60)	defeated	Croydon	4.3 (27)
Elimination Final				
Boronia Gold	8.6 (54)	defeated	Donvale	7.4 (46)
Semi Final 2				
Rowville Hawks	12.7 (79)	defeated	Heathmont Blue	10.5 (65)
Semi Final 1				
Croydon	9.5 (59)	defeated	Boronia Gold	6.8 (44)
Preliminary Final				
Heathmont Blue	12.9 (81)	defeated	Croydon	4.8 (32)
Grand Final				
Rowville Hawks	12.5 (77)	defeated	Heathmont Blue	5.4 (34)

Under 17B 2015				
Qualifying Final				
The Basin Red	4.9 (33)	defeated	St. Simons	2.7 (19)
Elimination Final				
Mooroolbark	9.8 (62)	defeated	South Belgrave	4.3 (27)
Semi Final 2				
The Basin Red	8.4 (52)	defeated	Scoresby	7.8 (50)
Semi Final 1				
St. Simons	10.6 (66)	defeated	Mooroolbark	2.7 (19)
Preliminary Final				
Scoresby	6.12 (48)	defeated	St. Simons	5.14 (44)
Grand Final				
Scoresby	12.9 (81)	defeated	The Basin Red	6.4 (40)

Under 17C 2015				
Qualifying Final				
Norwood Purple	10.9 (69)	defeated	Knox Black	5.4 (34)
Elimination Final				
East Ringwood	8.8 (56)	defeated	Chirside Park	3.8 (26)
Semi Final 2				
Lilydale Gold	6.10 (46)	defeated	Norwood Purple	6.5 (41)
Semi Final 1				
East Ringwood	7.11 (53)	defeated	Knox Black	5.8 (38)
Preliminary Final				
Norwood Purple	6.2 (38)	defeated	East Ringwood	1.7 (13)
Grand Final				
Norwood Purple	7.6 (48)	defeated	Lilydale Gold	3.5 (23)

Under 17D 2015				
Qualifying Final				
Heathmont Gold	8.11 (59)	defeated	Wav Blues White	4.3 (27)
Elimination Final				
Forest Hill	10.6 (66)	defeated	Knox Falcons	4.8 (32)
Semi Final 2				
Blackburn Red	12.6 (78)	defeated	Heathmont Gold	8.3 (51)
Semi Final 1				
Forest Hill	6.14 (50)	defeated	Wav Blues White	4.10 (34)
Preliminary Final				
Heathmont Gold	10.9 (69)	defeated	Forest Hill	6.8 (44)
Grand Final				
Blackburn Red	22.11 (143)	defeated	Heathmont Gold	4.3 (27)

Under 16 Girls				
Qualifying Final				
Mt Evelyn	3.4 (22)	defeated	Ferntree Gully	2.3 (15)
Elimination Final				
Bayswater	3.2 (20)	defeated	East Ringwood White	2.2 (14)
Semi Final 2				
East Ringwood Blue	5.7 (37)	defeated	Mt Evelyn	0.0 (0)
Semi Final 1				
Bayswater	3.13 (31)	defeated	Ferntree Gully	0.2 (2)
Preliminary Final				
Bayswater	0.8 (8)	defeated	Mt Evelyn	1.1 (7)
Grand Final				
East Ringwood Blue	6.15 (51)	defeated	Bayswater	0.1 (1)

Under 15A 2015				
Qualifying Final				
Norwood Black	6.6 (42)	defeated	Mooroolbark	4.3 (27)
Elimination Final				
Vermont Purple	8.11 (59)	defeated	Lysterfield	2.5 (17)
Semi Final 2				
Blackburn Black	7.5 (47)	defeated	Norwood Black	3.6 (24)
Semi Final 1				
Mooroolbark	5.10 (40)	defeated	Vermont Purple	5.7 (37)
Preliminary Final				
Mooroolbark	7.9 (51)	defeated	Norwood Black	4.11 (35)
Grand Final				
Blackburn Black	11.7 (73)	defeated	Mooroolbark	2.5 (17)

Under 15B 2015				
Qualifying Final				
Boronia	5.8 (38)	defeated	Heathmont	3.1 (19)
Elimination Final				
St. Simons	11.10 (76)	defeated	Upper FTG	7.7 (49)
Semi Final 2				
South Belgrave	6.11 (47)	defeated	Boronia	5.8 (38)
Semi Final 1				
St. Simons	8.6 (54)	defeated	Heathmont	4.11 (35)
Preliminary Final				
Boronia	10.11 (71)	defeated	St. Simons	9.7 (61)
Grand Final				
South Belgrave	12.9 (81)	defeated	Boronia	5.3 (33)

Under 15C 2015				
Qualifying Final				
The Basin	9.9 (63)	defeated	Mitcham	3.1 (19)
Elimination Final				
Blackburn Red	6.8 (44)	defeated	Vermont Gold	5.8 (38)
Semi Final 2				
Norwood Purple	8.5 (53)	defeated	The Basin	7.9 (51)
Semi Final 1				
Blackburn Red	10.7 (67)	defeated	Mitcham	6.14 (50)
Preliminary Final				
The Basin	6.8 (44)	defeated	Blackburn Red	5.10 (40)
Grand Final				
Norwood Purple	11.14 (80)	defeated	The Basin	3.5 (23)

Under 14A 2015				
Qualifying Final				
East Burwood Black	10.8 (68)	defeated	Rowville	3.6 (24)
Elimination Final				
Mooroolbark Green	7.10 (52)	defeated	Heathmont Blue	2.4 (16)
Semi Final 2				
Vermont Purple	15.14 (104)	defeated	East Burwood Black	3.7 (25)
Semi Final 1				
Rowville	8.4 (52)	defeated	Mooroolbark Green	5.4 (34)
Preliminary Final				
East Burwood Black	11.7 (73)	defeated	Rowville	8.4 (52)
Grand Final				
Vermont Purple	18.12 (120)	defeated	East Burwood Black	8.4 (52)

Under 14B 2015				
Qualifying Final				
The Basin	8.10 (58)	defeated	East Ringwood	8.9 (57)
Elimination Final				
Knox	5.9 (39)	defeated	Lilydale	4.5 (29)
Semi Final 2				
Chirside Park	9.18 (72)	defeated	The Basin	3.5 (23)
Semi Final 1				
Knox	10.10 (70)	defeated	East Ringwood	7.10 (52)
Preliminary Final				
The Basin	11.10 (76)	defeated	Knox	7.5 (47)
Grand Final				
Chirside Park	11.15 (81)	defeated	The Basin	8.3 (51)

Under 14C 2015				
Qualifying Final				
Wantirna South	14.13 (97)	defeated	Upper Ferntree Gully	3.1 (19)
Elimination Final				
Kilsyth	8.8 (56)	defeated	Forest Hill	4.2 (26)
Semi Final 2				
Donvale	11.8 (74)	defeated	Wantirna South	2.4 (16)
Semi Final 1				
Upper Ferntree Gully	7.4 (46)	defeated	Kilsyth	6.5 (41)
Preliminary Final				
Wantirna South	16.5 (101)	defeated	Upper Ferntree Gully	2.3 (15)
Grand Final				
Donvale	15.5 (95)	defeated	Wantirna South	6.6 (42)

Under 14D				
Qualifying Final				
South Croydon	8.7 (55)	defeated	South Belgrave	6.7 (43)
Elimination Final				
Blackburn Red	4.8 (32)	defeated	Heathmont Gold	4.1 (25)
Semi Final 2				
South Croydon	5.11 (41)	defeated	Norwood Purple	6.4 (40)
Semi Final 1				
Blackburn Red	8.11 (59)	defeated	South Belgrave	6.5 (41)
Preliminary Final				
Norwood Purple	6.8 (44)	defeated	Blackburn Red	4.11 (35)
Grand Final				
South Croydon	10.14 (74)	defeated	Norwood Purple	7.8 (50)

Under 13A				
Qualifying Final				
Ferntree Gully Blue	9.10 (64)	defeated	East Ringwood	2.6 (18)
Elimination Final				
Boronia Gold	10.10 (70)	defeated	Blackburn Black 13A	2.4 (16)
Semi Final 2				
Vermont Purple	14.17 (101)	defeated	Ferntree Gully Blue	1.3 (9)
Semi Final 1				
East Ringwood	6.10 (46)	defeated	Boronia Gold	4.13 (37)
Preliminary Final				
Ferntree Gully Blue	9.12 (66)	defeated	East Ringwood	5.6 (36)
Grand Final				
Vermont Purple	22.13 (145)	defeated	Ferntree Gully Blue	5.4 (34)

Under 13B				
Qualifying Final				
Heathmont	7.9 (51)	defeated	St. Simons	1.7 (13)
Elimination Final				
Lilydale	4.12 (36)	defeated	Croydon	5.3 (33)
Semi Final 2				
North Ringwood	8.10 (58)	defeated	Heathmont	4.3 (27)
Semi Final 1				
Lilydale	9.4 (58)	defeated	St. Simons	6.6 (42)
Preliminary Final				
Heathmont	16.10 (106)	defeated	Lilydale	2.5 (17)
Grand Final				
North Ringwood	6.10 (46)	defeated	Heathmont	2.11 (23)

Under 13C				
Qualifying Final				
Upper FTG	4.5 (29)	defeated	Chirside Park	0.5 (5)
Elimination Final				
Montrose	9.6 (60)	defeated	Waverley Blues	8.5 (53)
Semi Final 2				
Upper FTG	5.7 (37)	defeated	Knox	2.8 (20)
Semi Final 1				
Montrose	13.10 (88)	defeated	Chirside Park	4.6 (30)
Preliminary Final				
Montrose	11.6 (72)	defeated	Knox	5.14 (44)
Grand Final				
Montrose	6.11 (47)	defeated	Upper FTG	7.4 (46)

Under 13D				
Qualifying Final				
Boronia Brown	9.8 (62)	defeated	Lysterfield Teal	8.2 (50)
Elimination Final				
The Basin	5.6 (36)	defeated	Blackburn Red 13D	1.1 (7)
Semi Final 2				
FTG Eagles White	8.11 (59)	defeated	Boronia Brown	7.6 (48)
Semi Final 1				
The Basin	4.12 (36)	defeated	Lysterfield Teal	2.2 (14)
Preliminary Final				
The Basin	2.5 (17)	defeated	Boronia Brown	2.0 (12)
Grand Final				
The Basin	8.8 (56)	defeated	FTG Eagles White	6.10 (46)

Under 12 Girls				
Elimination Final 1				
Mt Evelyn	10.12 (72)	defeated	Wesburn	1.0 (6)
Elimination Final				
Yarra Glen	4.1 (25)	defeated	Healesville	4.6 (30)
Semi Final 1				
Mt Evelyn	12.7 (79)	defeated	Healesville	3.2 (20)
Semi Final 2				
Ferntree Gully	4.5 (29)	defeated	Bayswater	2.3 (15)
Preliminary Final				
Bayswater	3.4 (22)	defeated	Mt Evelyn	2.1 (13)
Grand Final				
Ferntree Gully	4.4 (28)	defeated	Bayswater	1.4 (10)

Under 12A				
Qualifying Final				
Heathmont Blue	6.8 (44)	defeated	Vermont Purple	3.2 (20)
Elimination Final				
East Ringwood Blue	2.6 (18)	defeated	Blackburn Black	1.0 (6)
Semi Final 2				
North Ringwood	5.10 (40)	defeated	Heathmont Blue	2.6 (18)
Semi Final 1				
Vermont Purple	3.5 (23)	defeated	East Ringwood Blue	2.6 (18)
Preliminary Final				
Heathmont Blue	4.11 (35)	defeated	Vermont Purple	2.3 (15)
Grand Final				
North Ringwood	8.8 (56)	defeated	Heathmont Blue	2.2 (14)

Under 12B				
Qualifying Final				
Chirside Park	4.6 (30)	defeated	GW Rovers	3.3 (21)
Elimination Final				
Montrose	4.9 (33)	defeated	St. Simons	3.5 (23)
Semi Final 2				
Chirside Park	9.1 (55)	defeated	Knox	3.3 (21)
Semi Final 1				
GW Rovers	5.4 (34)	defeated	Montrose	2.4 (16)
Preliminary Final				
Knox	6.8 (44)	defeated	GW Rovers	5.1 (31)
Grand Final				
Knox	5.7 (37)	defeated	Chirside Park	4.6 (30)

Under 12C				
Qualifying Final				
South Croydon	1.3 (9)	defeated	East Ringwood White	1.0 (6)
Elimination Final				
Croydon	2.5 (17)	defeated	Wantirna South	1.2 (8)
Semi Final 2				
Mitcham	2.2 (14)	defeated	South Croydon	0.1 (1)
Semi Final 1				
East Ringwood White	4.4 (28)	defeated	Croydon	3.3 (21)
Preliminary Final				
South Croydon	4.2 (26)	defeated	East Ringwood White	3.3 (21)
Grand Final				
Mitcham	4.1 (25)	defeated	South Croydon	1.3 (9)

Under 12D				
Qualifying Final				
Upper FTG	7.1 (43)	defeated	Scoresby	1.5 (11)
Elimination Final				
Bayswater	5.7 (37)	defeated	Vermont Gold	5.4 (34)
Semi Final 2				
Rowville	7.4 (46)	defeated	Upper FTG	4.2 (26)
Semi Final 1				
Scoresby	10.6 (66)	defeated	Bayswater	0.0 (0)
Preliminary Final				
Upper FTG	13.10 (88)	defeated	Scoresby	4.0 (24)
Grand Final				
Upper FTG	7.7 (49)	defeated	Rowville	6.7 (43)*

Under 11A				
Qualifying Final				
East Ringwood Blue	4.2 (26)	defeated	Rowville	2.1 (13)
Elimination Final				
Vermont Purple	5.6 (36)	defeated	Waverley Blues	3.7 (25)
Semi Final 2				
Lysterfield Teal	2.2 (14)	defeated	East Ringwood Blue	1.2 (8)
Semi Final 1				
Vermont Purple	4.1 (25)	defeated	Rowville	2.5 (17)
Preliminary Final				
Vermont Purple	4.3 (27)	defeated	East Ringwood Blue	3.5 (23)
Grand Final				
Lysterfield Teal	8.7 (55)	defeated	Vermont Purple	2.1 (13)

Under 11B				
Qualifying Final				
Boronia	2.7 (19)	defeated	GW Rovers Black	2.0 (12)
Elimination Final				
Mooroolbark Green	4.3 (27)	defeated	FTG Eagles	1.2 (8)
Semi Final 2				
Lilydale	5.3 (33)	defeated	Boronia	0.4 (4)
Semi Final 1				
GW Rovers Black	10.3 (63)	defeated	Mooroolbark Green	2.2 (14)
Preliminary Final				
GW Rovers Black	2.1 (13)	defeated	Boronia	1.1 (7)
Grand Final				
GW Rovers Black	4.7 (31)	defeated	Lilydale	2.11 (23)

Under 11C				
Qualifying Final				
Chirside Park	4.5 (29)	defeated	GW Hawks	0.2 (2)
Elimination Final				
Bayswater	6.16 (52)	defeated	Lysterfield Grey	0.0 (0)
Semi Final 2				
Mooroolbark Gold	5.3 (33)	defeated	Chirside Park	3.2 (20)
Semi Final 1				
Bayswater	6.4 (40)	defeated	GW Hawks	3.5 (23)
Preliminary Final				
Chirside Park	4.3 (27)	defeated	Bayswater	1.2 (8)
Grand Final				
Mooroolbark Gold	6.5 (41)	defeated	Chirside Park	0.0 (0)

Under 11D				
Qualifying Final				
East Ringwood White	3.10 (28)	defeated	Upper FTG	1.2 (8)
Elimination Final				
South Belgrave	7.4 (46)	defeated	Wantirna South	3.2 (20)
Semi Final 2				
Kilsyth	6.8 (44)	defeated	East Ringwood White	0.10 (10)
Semi Final 1				
Upper FTG	1.5 (11)	defeated	South Belgrave	1.0 (6)
Preliminary Final				
East Ringwood White	4.2 (26)	defeated	Upper FTG	0.1 (1)
Grand Final				
Kilsyth	2.1 (13)	defeated	East Ringwood White	0.8 (8)

Financials

Statement by Board Members

The board has determined that the association is not a reporting entity and that this special purpose financial report should have been prepared in accordance with the accounting policies outlined in Note 1 to the financial statements.

In the opinion of the board the financial report as set out on pages 35 to 40,

1. Presents fairly the financial position of the Eastern Football League as at 31 October 2015 and its performance for the year ended on that date in accordance with Note 1 to the financial statements.
2. At the date of this statement, there are reasonable grounds to believe that the Eastern Football League will be able to pay its debts as and when they fall due.

This statement is made in accordance with a resolution of the Board and signed for and on behalf of the Board by:



Chairman
Graham Halbish



Deputy Chairman
Tim Finemore

Dated this 13th day of November 2015

Financials

Statement of Financial Position

AS AT 31 OCTOBER 2015

	Note	2015	2014
Current Assets			
Cash and cash equivalents	2	1,535,993	1,376,503
Trade and other receivables	3	120,615	146,389
Other current assets	4	49,945	57,511
Total Current Assets		1,706,553	1,580,403
Non Current Assets			
Property, plant and equipment	5	682,561	706,989
Total Non Current Assets		682,561	706,989
TOTAL ASSETS		2,389,114	2,287,392
Current Liabilities			
Trade and other payables	6	161,409	101,192
Total Current Liabilities		161,409	101,192
Non Current Liabilities			
Provisions	7	0	44,238
Total Non Current Liabilities		0	44,238
TOTAL LIABILITIES		161,409	145,430
NET ASSETS		2,227,705	2,141,962
Equity			
Retained Earnings		2,127,705	2,041,962
Eastern Football Hub Development Fund		100,000	100,000
TOTAL EQUITY		2,227,705	2,141,962

Statement of Comprehensive Income

FOR THE YEAR ENDED 31 OCTOBER 2015

	Note	2015	2014
Sales Revenue		619,114	658,411
Cost of Sales		484,151	457,180
Gross Profit		134,963	201,231
Other revenues		2,653,599	2,628,745
Expenses		2,702,819	2,674,759
Profit before income tax		85,743	155,217
Income tax expense	1e	0	0
Profit for the year		85,743	155,217
Other comprehensive for the (net of tax)		0	0
Total Comprehensive Income		85,743	155,217

The accompanying notes form part of these financial statements.

Statement of Changes in Equity

AS AT 31 OCTOBER 2015

	Retained Earnings	Fund	Total
Balance at 31 October 2013	1,886,745	100,000	1,986,745
Profit attributable to the members of the company	155,217	0	155,217
Tfr to Eastern Football Hub Dev Fund	0	0	
Balance at 31 October 2014	2,041,962	100,000	2,141,962
Profit attributable to the members of the company	85,743	0	85,743
Balance at 31 October 2015	2,127,705	100,000	2,227,705

Statement of Cash Flows

FOR THE YEAR ENDED 31 OCTOBER 2015

	Note	2015	2014
Cash from operating activities		3,463,589	3,497,637
Cash receipts in the course of operations			
Interest received		27,724	25,756
Cash payments in the course of operations		(3,321,382)	(3,341,573)
Interest and other costs of finance paid		(2,168)	(1,871)
Net cash provided by (used in) operating activities	8	167,763	179,949
Cash flows from investing activities			
Payments for property, plant and equipment		(8,273)	(40,000)
Proceeds from sale of property, plant and equipment		0	10,134
Net cash (used in) provided by investing activities		(8,273)	(29,866)
Net increase (decrease) in cash held		159,490	150,083
Cash at beginning of the financial year	2	1,376,503	1,226,420
CASH HELD AT THE END OF FINANCIAL YEAR	2	1,535,993	1,376,503

The accompanying notes form part of these financial statements.

Financials

Notes to and forming part of the Financial Statement

FOR THE YEAR ENDED 31 OCTOBER 2015

1. Summary of Significant Accounting Policies

This financial report is a special purpose financial report prepared in order to satisfy the financial reporting requirements of the Associations Incorporation Reform Act 2013 (Vic), for use by the members of the league and to fulfil the board's requirements to prepare financial statements. The Association is a not-for-profit entity for financial reporting purposes under Australian Accounting Standards.

The financial report has been prepared in accordance with the requirements of the Associations Incorporation Reform Act 2013 (Vic) and the following Accounting Standards:

AASB 101	Presentation of Financial Statements
AASB 107	Statement of Cash Flows
AASB 108	Accounting Policies, Changes in Accounting Estimates and Errors
AASB 110	Events after the Reporting Date
AASB 116	Property, Plant and Equipment
AASB 117	Leases
AASB 118	Revenue
AASB 1031	Materiality

No other applicable Accounting Standards, Australian Accounting Interpretations or other authoritative pronouncements of the Australian Accounting Standards Board have been applied.

The financial report has been prepared on an accruals basis and is based on historic costs and does not take into account changing money values or, except where specifically stated, current valuations of non-current assets.

The following material accounting policies, which are consistent with the previous period unless otherwise stated, have been adopted in the preparation of this financial report.

a) PROPERTY, PLANT & EQUIPMENT

Each class of property, plant and equipment is carried at cost or fair value less, where applicable, any accumulated depreciation and impairment loss.

The carrying amount of plant and equipment is reviewed annually by directors to ensure it is not in excess of the recoverable amount from these assets. The recoverable amount is assessed on the basis of the expected net cash flows that will be received from the assets employment and subsequent disposal. The expected net cash flows have been discounted to their present values in determining recoverable amounts.

Subsequent costs are included in the asset's carrying amount or recognised as a separate asset, as appropriate, only when it is probable that future economic benefits associated with the item will flow to the association and the cost of the item can be measured reliably.

All other repairs and maintenance are charged to the income statement during the financial period in which they are incurred.

The directors have assessed the current market value of the league's land and buildings as at least \$675,000, based on the most recent Knox City Council valuation.

b) DEPRECIATION

The depreciable amount of all fixed assets is depreciated on a straight line basis over their useful lives commencing from time the asset is held ready for use.

The depreciation rates used for each class of assets are

as follows:

Freehold Improvements	9% to 33%
Furniture and Equipment	20%
Computers	20%
Motor Vehicles	20%

c) LEASES

Leases of fixed assets where substantially all the risks and benefits incidental to the ownership of the asset, but not the legal ownership, are transferred to the association are classified as finance leases.

Finance leases are capitalised by recording an asset and a liability at the lower of the amount equal to the fair value of the leased property or the present value of the minimum lease payments, including any guaranteed residual values. Lease payments are allocated between the reduction of the lease liability and the lease interest expense for the period.

Leased assets are depreciated on a straight-line basis over their estimated useful lives where it is likely that the association will obtain ownership of the asset or ownership over the term of the lease.

Notes to and forming part of the Financial Statement

FOR THE YEAR ENDED 31 OCTOBER 2015

d) REVENUE RECOGNITION

Sales Revenue

Sales Revenue represents revenue earned (net of returns, discounts and allowances) from the sale of products and services. Sales revenue is recorded when the goods are dispatched.

Interest Income

Interest Income is recognised as it accrues.

Asset Sales

The profit or loss on disposal of assets is included as revenue of the association. Such profit or loss on disposal of assets is brought to account at the date an unconditional contract of sale is signed.

e) INCOME TAX

The league has been granted an income tax exemption by the Australian Tax Office.

f) INVENTORIES

Inventories are measured at the lower of cost and net realisable value. The cost is based on the first in, first out principle and includes expenditure incurred in acquiring the inventories and bringing them to their existing condition and location.

Net realisable value is determined on the basis of the company's normal selling pattern. Expenses of marketing, selling and distribution to customers are estimated and are deducted to establish net realisable value.

g) EMPLOYEE BENEFITS

Provision is made for the association's liability for employee benefits arising from services rendered by employees to balance date. Employee benefits that are expected to be settled within one year have been measured at the amounts expected to be paid when the liability is settled, plus related on-costs. Employee benefits payable later than one year have been measured at the present value of the estimated future cash outflows to be made for those benefits.

h) GOODS AND SERVICES TAX

Revenues, expenses and assets are recognised net of the amount of GST, except where the amount of GST incurred is not recoverable from the Australian Taxation Office. In these circumstances, the GST is recognised as part of the cost of acquisition of the asset or as part of an item of the expense. Receivables and payables in the statement of financial position are shown inclusive of GST.

i) IMPAIRMENT OF ASSETS

At each reporting date, the association reviews the carrying values of its tangible and intangible assets to determine whether there is any indication that those assets have been impaired. If such an indication exists, the recoverable amount of the asset, being the higher of the asset's fair value less costs to sell and value in use, is compared to the asset's carrying value. Any excess of the asset's carrying value over its recoverable amount is expensed to the income statement.

Where it is not possible to estimate the recoverable amount of an individual asset, the group estimates the recoverable amount of the cash-generating unit to which the asset belongs.

j) COMPARATIVE AMOUNTS

Where required by Accounting Standards comparative figures have been adjusted to conform with changes in presentation for the current financial year.

New Accounting Standards

A number of new standards, amendments to standards and interpretations are effective for annual periods beginning after 1 January 2015 and have not been applied in preparing these financial statements. None of these is expected to have a significant effect on the financial statements of the League.

Financials

Notes to and forming part of the Financial Statement

FOR THE YEAR ENDED 31 OCTOBER 2015

	2015	2014
2. Cash and Cash Equivalents	1,535,993	1,376,503
3. Trade and Other Receivables		
Debtors	149,115	174,889
Less provision for doubtful debts	(28,500)	(28,500)
	120,615	146,389
4. Other Current Assets		
Stock on hand	44,789	45,926
Other debtors	0	3,732
GST Receivable	5,156	7,853
	49,945	57,511
5. Property, Plant & Equipment		
Freehold Land at cost	240,000	240,000
Buildings at cost	383,433	383,433
Less accumulated depreciation	(4,810)	(2,405)
	618,623	621,028
Freehold Improvements at cost	47,685	47,685
Less accumulated depreciation	(26,468)	(23,042)
	21,217	24,643
Computer at cost	40,239	73,394
Less accumulated depreciation	(39,746)	(68,053)
	493	5,341
Furniture & Equipment at cost	133,664	125,391
Less accumulated depreciation	(98,446)	(92,712)
	35,218	32,679
Motor vehicle at cost	62,448	62,448
Less accumulated depreciation	(55,438)	(39,150)
	7,010	23,298
Total property, plant & equipment	682,561	706,989

Notes to and forming part of the Financial Statement

FOR THE YEAR ENDED 31 OCTOBER 2015

5. Property, Plant & Equipment

Movement in carrying amounts							
	Freehold Land	Buildings	Freehold Improvements	Furniture & Equipment	Computer	Motor Vehicle	Total
Balance at 1 October 2013	240,000	383,433	25,701	45,637	4,615	10,856	710,242
Additions	0	0	0	0	1,137	38,863	40,000
Disposals/Transfers	0	0	0	(6,501)	6,500	(10,133)	(10,134)
Depreciation expense	0	(2,405)	(1,058)	(6,457)	(6,911)	(16,288)	(33,119)
Balance at 31 October 2014	240,000	381,028	24,643	32,679	5,341	23,298	706,989
Additions	0	0	0	8,273	0	0	8,273
Disposals/Transfers	0	0	0	0	0	0	0
Depreciation expense	0	(2,405)	(3,426)	(5,734)	(4,848)	(16,288)	(32,701)
Balance at 31 October 2015	240,000	378,623	21,217	35,218	493	7,010	682,561

	2015	2014
6. Trade & Other Payables		
Trade creditors & accruals	45,918	40,747
Employee benefits	115,491	60,445
	161,409	101,192
7. Provisions		
Non current liabilities		
Provision for employee entitlements	0	44,238
8. Cash Flow Information		
Reconciliation of cash flow from operation with		
Profit after income tax		
Profit after income tax	85,743	155,217
Non-cash flows in profit		
Depreciation	32,701	33,119
(Gain)/Loss on disposal	0	0
Provision for Doubtful Debts	0	20,800
Changes in assets and liabilities		
(Increase)/decrease in trade and other receivables	32,223	4,206
Increase/(decrease) in trade and other payables	5,151	(14,898)
Increase/(decrease) in provisions	10,808	(13,046)
(Increase)/decrease in stock on hand	1,137	(5,449)
	167,763	179,949

9. Association Details

The principal place of business of the association is:

Eastern Football League Inc.
256 Scoresby Road
Boronia
Victoria
3155

Financials

Independent Audit Report To the Members of Eastern Football League

We have audited the accompanying financial report of Eastern Football League, being a special purpose financial report, which comprises the statement of financial position as at 31 October 2015, the statement of comprehensive income, statement of changes in equity and statement of cash flows for the year then ended, notes comprising a summary of significant accounting policies and other explanatory information and the statement by the Board members.

Board's Responsibility for the Financial Report

The Board is responsible for the preparation and fair presentation of the financial report and have determined that the accounting policies described in Note 1 to the financial statements which form part of the financial report are appropriate to meet the financial reporting requirements of the Associations Incorporation Reform Act (Vic) 2013 and are appropriate to meet the needs of the members.

The Board is also responsible for such internal control as the Board and management determines is necessary to enable the preparation of the financial report that is free from material misstatement, whether due to fraud or error.

Auditor's Responsibility

Our responsibility is to express an opinion on the financial report based on our audit. We conducted our audit in accordance with Australian Auditing Standards. Those standards require that we comply with relevant ethical requirements relating to audit engagements and plan and perform the audit to obtain reasonable assurance about whether the financial report is free from material misstatement.

An audit involves performing procedures to obtain audit evidence about the amounts and disclosures in the financial report. The procedures selected depend on the auditor's judgement, including the assessment of the risks of material misstatement of the financial report, whether due to fraud or error.

In making those risk assessments, the auditor considers internal control relevant to the entity's preparation of the financial report that gives a true and fair view in order to design audit procedures that are appropriate in the circumstances, but not for the purpose of expressing an opinion on the effectiveness of the entity's internal control. An audit also includes evaluating the appropriateness of accounting policies used and the reasonableness of accounting estimates made by management, as well as evaluating the overall presentation of the financial report.

We believe that the audit evidence we have obtained is sufficient and appropriate to provide a basis for our audit opinion.

Independence

In conducting our audit, we have complied with the independence requirements of the Australian professional ethical pronouncements.

Opinion

In our opinion the financial report presents fairly, in all material respects, the financial position of Eastern Football League as at 31 October 2015 and its financial performance for the year then ended in accordance with the accounting policies described in Note 1 to the financial statements and Associations Incorporation Reform Act (Vic) 2013.

Basis of Accounting and Restriction on Distribution

Without modifying our opinion, we draw attention to Note 1 to the financial report, which describes the basis of accounting. The financial report has been prepared to assist Eastern Football League to meet the requirements of the Associations Incorporation Reform Act (Vic) 2013. As a result, the financial report may not be suitable for another purpose.

McLean Delmo Bentley's Audit Pty Ltd
Chartered Accountants

Martin Fensome
Partner

Dated in Melbourne on this 13th day of November 2015

Compilation Report To the Members of Eastern Football League

Scope

On the basis of information provided by the board of the Eastern Football League, we have compiled in accordance with APES 315 Compilation of Financial Information the Trading Statement of the Eastern Football League for the year ended 31 October 2015 as set out on pages 43 to 44.

The specific purpose for which the Trading Statement has been prepared is to provide private information to the board. No accounting standards and other mandatory professional reporting requirements have been adopted in the preparation of the Trading Statement.


The board are solely responsible for the information contained in the Trading Statement and have determined that the accounting policies used are consistent and are appropriate to satisfy the requirements of the board.

Our procedures used accounting expertise to collect, classify and summarise the financial information, which the board provided, into a financial report.


Our procedures do not include verification or validation procedures. No audit or review has been performed and accordingly no assurance is expressed.

To the extent permitted by law, we do not accept liability for any loss or damage which any person, other than the league, may suffer arising from any negligence on our part. No person should rely on this Trading Statement without having an audit or review conducted.

The Trading Statement was prepared for the benefit of the league and its members and the purpose identified above. We do not accept responsibility to any other person for the contents of the Trading Statement.



McLean Delmo Bentley's Audit Pty Ltd
Chartered Accountants



Martin Fensome
Partner

Dated in Melbourne on this 13th day of November 2015

Financials

Trading Statement

FOR THE YEAR ENDED 31 OCTOBER 2015

	2015	2014
Income		
Sales	570,114	615,676
Licence fee	49,000	42,735
	619,114	658,411
Less Cost of Sales		
Opening Stock	43,712	40,476
Purchases	485,228	462,630
Closing Stock	44,789	45,926
	484,151	457,180
TRADING PROFIT	134,963	201,231
Other Income		
Affiliation fees	116,915	117,500
AFL Victoria grant	62,027	62,027
Blue Ribbon Foundation	26,723	23,883
Development funding program	71,816	80,356
DVD sales	49,477	61,529
Finals	449,815	462,971
Finals levy	38,911	45,300
Fines	25,023	41,975
Insurance - Club	361,615	355,584
Interest	27,724	25,756
Lightning Premierships	8,291	8,509
Netball	39,273	10,182
Player registrations	148,365	147,531
Presentation nights	60,754	53,365
Profit/Loss on sale - Assets	0	0
Records	63,607	65,634
Sponsorships	469,799	437,512
Sundry revenue	2,459	941
Umpires fees	631,005	628,190
	2,788,562	2,829,976
TOTAL INCOME	2,788,562	2,829,976
Less Total expenses	2,702,819	2,674,759
OPERATING SURPLUS	85,743	155,217

These financial statements should be read in conjunction with the attached Compilation Report

Trading Statement

FOR THE YEAR ENDED 31 OCTOBER 2015

	2015	2014
Expenses		
Affiliations	1,581	1,318
Auditor's remuneration	8,675	8,087
Awards and presentations	5,806	4,550
Bank charges and interest	2,168	1,871
Blue Ribbon Foundation donation	26,723	23,884
Cleaning and maintenance	12,559	8,008
Computer maintenance	8,076	17,259
Depreciation of fixed assets	32,701	33,119
Development funding program	58,469	88,841
Donations	5,115	100
Doubtful Debt Provision	0	20,800
DVD production	60,811	69,857
EFL Media	37,140	31,281
Employee placement costs	600	282
Executive expenses	7,777	9,837
External consultant costs	18,468	11,966
FBT expense	4,473	3,564
Finals expenses	305,424	278,972
Finals levy expense	38,972	45,238
Insurance - General	1,113	55,046
Insurance - Club	458,522	434,390
Interleague matches	33,529	34,098
Internet costs	0	(1,476)
Investigation costs	3,091	3,955
Junior committee expense	3,489	3,348
Light and power	12,146	13,328
Lightning Premierships - Junior division	1,222	933
Meetings	4,344	6,399
Motor vehicle expenses	8,676	9,119
Payroll tax	5,489	6,148
Presentation nights	59,537	60,665
Printing and stationery	22,264	24,019
Publications	9,625	10,705
Rates and taxes	4,142	4,606
Records	64,055	60,906
Salaries and superannuation	631,923	601,334
Seminars and training	9,028	3,025
Sponsorship costs	23,793	24,129
Staff Amenities	6,456	6,420
Sundry expenses	5,956	4,787
Telephone	20,840	19,753
Umpires	623,839	615,125
Netball	54,202	15,163
TOTAL EXPENSES	2,702,819	2,674,759

These financial statements should be read in conjunction with the attached Compilation Report

Life Members

Clive Sleeman*
Reg Mathews*
Cliff Tomkins*
Walter Cornhill*
Paul Edie*
Sir Gilbert Chandler*
Kevin Pratt*
Frank Bibby

James Austin*
Albert McLellan*
Gerald Black*
Kenneth Wright*
Les Leete*
Gordon Parker*
William Baldwin*
Jim Elmer*

A Robert Tregear
Barry Raymer
Wayne Reddaway
Ian Kerr
Gary Brunnen
Ron Smith
Ken Walters
Heather Kleesh

Peter Coloretti
Brian Hawkins
Sandra Smith
Peter Luttick
Len Mackay*
Vern Clauscen
Geoff Dempster
John Milburn

Margaret Trollop
Michael Whiting
Rob Peak
Steve Semken*
Craig Braddy
Bruce Peak
Robert Murray
Stephen Jones

300-Game Player Life Members

Steve Mills
Graeme Allan
Alan Bateson
Phil Mason
Geoff D'Arcy*
John Hayhurst
Colin Tainton
Robert Hayhurst
Des Brown
Bill Duff
Steven Davis
Gordon Cowley
Peter Steele
Robin Rogers
Peter Bowie
John Wood
Colin Schelfhout
Stuart Cook
Bill Bowie
Neale Trollope*

Graeme Milburn
Roy Baldwin
Allan Shaw
Terry Morris
John Harrop
Anthony Gleeson
Ian Spencer
Peter Baker
Len Taylor
Doug Brumby
Greg Smith
Roger O'Brien
Bill Leach
Kevin Heinze*
Brian Coopersmith
Brendan Curtis
Max Vincent
Andy Hayman
Alex Argentino
Trevor McPhee*

Ken Melville
Bill Mutsaers
Keith Stocker
Craig Marson
Patrick Schneider
Mark Gow
Greg Smith
Don Hall*
Alan Espie
Alan Whelan
Les Millar
David Dietrich
Lorenzo Marotti
Ray Lacey
Neil Wells
John O'Brien
Paul Fyander
Michael Redpath
Tony Walsh
Greg Krenn

Anthony Hehir
Paul Sparkes
Terry McCormick
Colin Krenn
Darren Mason
David Bending
Scott Fritsch
Steve O'Gorman
Nick Tennant
Erwin Anadoli
Cameron Browne
Dean Buckley
Mark Djordjevic
Rod Marget
Gerald Toohey
Dale Vitiritti
Matt Richards
Andrew Smith
Andy Lee
Brett Hartman

Todd Power
Matt Smith
Dion Festini
Jeff Hall
Marc Hardy
Aaron Nummy
Jason Wade
Stuart Wynd
Scott Morrison
Mark Cullen
Adam Molinaro
Huseyin Yusef
Sebastian Colakidis
John Krikas
Danny Russo
Chance McPhee
Matt Wright
Stephen McDonald

* Denotes deceased

EFL Legends*

Player	Year					
Ian Clark	1970 (3)	1972 (2)	1974 (3)			
Gary Galvin	1980 (1)	1981 (2)	1982 (1)			
Russell Stratton	1988 (4)	1990 (3)	1993 (4)	1996 (3)		
Gavin McNay	1989 (4)	1991 (3)	1994 (3)			
Matt Price	2001 (4)	2003 (3)	2005 (3)	2008 (3)	2009 (3)	2010 (3)
Nick Cox	2000 (1)	2004 (3)	2006 (2)			
Ian Atkinson	1998 (3)	2006 (4)	2007 (4)			
Bernie Dinneen	2005 (1)	2006 (1)	2010 (2)			
Dean Grice	2007 (3)	2008 (3)	2011 (3)	2013 (3)		
Kane Maghamez	2009 (3)	2010 (3)	2014 (4)			
Ryan Mullett	2010 (1)	2012 (1)	2014 (1)			

* Any player in the EFL senior ranks (not reserves) who has achieved three league best and fairest wins in his career, is awarded EFL Legend status (division in brackets).



League Directory

REGISTERED OFFICE

EFL House
256 Scoresby Road
Boronia 3155

Telephone 9762 5766
Facsimile 9761 1315

www.efl.org.au
www.facebook.com/footyefl
Twitter: @footyefl

CHAIRMAN

Graham Halbish

DEPUTY CHAIRMAN

Tim Finemore

BOARD

Leon Bailey
Kerry Freer
David Flintoff
Paul Payne
Sue McMillan
Bruce Atkinson
Troy Swainston

JUNIOR COMMITTEE CHAIRMAN

Leon Bailey

DEPUTY CHAIRMAN

Colleen Lockhart

JUNIOR COMMITTEE

Bernard Fewster
Marilyn Hoggett
Mark Pascoe
Ian Singleton
Phil Hermann

CHIEF EXECUTIVE OFFICER

Phil Murton

GENERAL MANAGER: FOOTBALL OPERATIONS

Matthew Bishop

JUNIOR FOOTBALL MANAGER

Rod Cordwell

MEDIA MANAGER

Dyson Baker

NETBALL, EVENTS AND ADMINISTRATION COORDINATOR

Ellie Ingwersen

COMMERCIAL MANAGER

Mark Freeman

HEAD OF UMPIRING

Darren Goldspink

GAME DEVELOPMENT MANAGER

Aaron Bailey

BROADCAST MANAGER

Ben Warren-Smith

SENIOR FIELD UMPIRE COACH

Bruce Onken

BOUNDARY UMPIRE COACH

Des Seaton

GOAL UMPIRE COACH

Garry Baumgarten

JUNIOR FIELD UMPIRE COACH

Sean Clarke

SENIOR FIELD UMPIRE OBSERVERS

Phil Hermann
Trevor Finch

BOUNDARY ASSISTANT COACH

Warren Hillier

SENIOR BOUNDARY OBSERVER

Holly Anderson

GOAL UMPIRES ASSISTANT COACHES

Vic Parker
Charlie May

JUNIOR FIELD UMPIRE COACHES

Graeme Meredith
Matthew Brereton
Graeme Bushby
Paul Manolitsas
Katrina Stopinski

TRIBUNAL CHAIRMAN

Michael Rodriguez

TRIBUNAL MEMBERS

John Allpress
Michael Berkley
Murray Black
Wal Constable
Terry Graham
Grant Hinton
Terry Lewis
Mervyn Lindsay
Paddy O'Sullivan
Peter Sinclair

INVESTIGATION OFFICERS

Kevin Barrie
Geoffrey Exton
Brett Smith

TRAINERS' ASSOCIATION PRESIDENT

Graeme Cocking

UMPIRES' ASSOCIATION PRESIDENT

Paul Manolitsas

CREDITS

Design

Cyan Press

Photography

Garry Sparke – CSI
Davis Harrigan Photography
Andrew Scarano Photography
Pump Digital

Printing

Cyan Press



**Eastern Football League
Registered Office**

EFL House
256 Scoresby Road
Boronia 3155

Telephone 9762 5766
Facsimile 9761 1315

www.efl.org.au
www.facebook.com/footyefl
Twitter: @footyefl