



Eastern Football League
2013 Annual Report

Cover: A young South Belgrave fan rejoices after his team won the Division 4 senior flag.

This page from top: Mitcham fans were excited during the Division 3 'Choose Tap' Elimination Final; Mitcham Under 19's player Ollie Hansen becomes airborne against Chirnside Park.

Following page: South Croydon skipper Daniel King was crowned the 2013 Chandler Medallist after a career-best season.

Contents

Mission Statement / 01
Chairman / 02
Chief Executive Officer / 04
Senior Competition / 06
Junior Competition / 08
Media / 11
Umpiring / Trainers / 12
WEFL / Tribunal / 13
Game Development / 14
Junior Interleague Squads / 15
Season 2013 / 17
Team Listing / 20
Awards / 22
Senior Ladders / 24
Senior Finals Results / 25
Junior Ladders / 26
Junior Finals Results / 28
SEN Teams of the Year / 30
Life Members / 32
Financial Report / 33
League Directory / 45

Our Mission

The Eastern Football League will effectively promote and facilitate the playing and development of Australian Football for the benefit of all participants, at all levels throughout the East of metropolitan Melbourne.

Our Values

The Eastern Football League maintains a strong belief system that underpins its actions and the way the league is run.

- We believe in the concept of "a fair go"
- We recognise the efforts of those who contribute to the wellbeing of the game at EFL level
- We treat safety as a priority
- We strive to innovate
- We support the big picture and understand that we are one part of a wider football community
- We define our position and defend this when appropriate.

Major Sponsors



Support Sponsors



Chairman



This page, from top L to R: EFL Chairman Graham Halbish; Donvale defeated Doncaster East in one of four senior games played on ANZAC Day; Deputy Chairman Peter Bailey; Jim Walker.

Following page, from top L to R; David Flintoff; Kerry Freer; Leon Bailey; Paul Molan; Paul Payne; Tim Finemore; Wantirna South supporters make themselves at home at Walker Reserve.

I have great pleasure in presenting the 2013 Annual Report for the Eastern Football League.

Growing the game has been a key objective of the league's strategic plan – and it is paying dividends. Not just in terms of the numbers involved on and off the field, but in the quality of the game, as well as the players and officials involved in them.

This year we further increased the league's focus on development by proposing to AFL Victoria that we take on the delivery of AFL development programs under contract.

In doing so, we were able to employ the funds allocated by AFL Victoria to engage our own Game Development Manager in Aaron Bailey. This enabled schools programs, NAB Auskick and AFL Player appearances to be operated under our direct control.

The results to date have been outstanding and the AFL Game Development activities are becoming increasingly part of the league's overall activities, which will help clubs to grow in the long term.

While having nearly 12,000 registered players is pleasing, it is further gratifying that we are identifying and helping to develop plenty of raw talent. We are clearly fertile ground for developing players and, also, umpires.

In 2013, there were 36 players on AFL lists that had been involved with the EFL. Some of these have taken the typical player pathway route via the TAC Cup and draft. Others such as Matt Jones (Melbourne), Tory Dickson (Western Bulldogs), Kyle Martin (Collingwood), Leigh Osborne (Gold Coast Suns), Shane Biggs (Sydney) and James Gwilt (St Kilda) have taken the less direct route via EFL clubs and the VFL.

It says much about the way our football is played, in that we are helping to provide a second chance for some at a higher level.

Feeding the more traditional pathway is our own Junior Development program. From what we understand, this program is the only metropolitan program provided free of charge to those involved. It is continuing to identify young players of substance.

The results speak for themselves.

In season 2013, the Under 18 Victorian Metropolitan squad contained nine former EFL players.

The Victorian Under 16 Metropolitan squad contained five EFL registered players

The Eastern Ranges selected Ferntree Gully Eagles player Ben Cavarra as their captain for the 2013 season. He had a terrific year, playing for the Victorian Metropolitan Under 18 team, winning the club Best and Fairest award for the second consecutive season and winning the Morrish Medal – the TAC Cup's Best and Fairest award – in a four-way tie.

The favoured No. 1 pick in this year's National AFL Draft is Tom Boyd, who went from the Norwood Junior Football Club to the Eastern Ranges. And it was only two years back that the GWS Giants took Jonathon Patton with the first pick of the draft.

The league was successful at this year's Junior Metropolitan Championships.

We won the Under 15 Division 1, Under 14 Division 1 and Under 14 Division 2 competitions.

We congratulate the Eastern Ranges, who won the 2013 TAC Cup with a team that included 18 EFL graduates, as well as the Box Hill Football Club, with its senior team taking out the VFL premiership and development team losing its Grand Final by just one point. We continue to maintain a strong relationship with the Hawthorn Football Club, whose AFL premiership victory reflected a wonderfully planned and executed 2013 football program.

The league devotes considerable resources to umpiring.

This year, we had less difficulty appointing umpires to matches than at any time we can recall. More available numbers allows us to devote greater effort to development.

We work hard to identify the best available talent – and it is paying off. Each year, we insist that aspiring umpires are nominated for the VFL panel. This season, three of the five nominated in 2012 were accepted on their panels. Across the three umpiring disciplines, 14 per cent of the current VFL umpires panel has been part of the EFL system.

We will nominate eight of this year's panel to trial in 2014 for inclusion into VFL squads. This year, we invested more than \$200,000 in umpire development.

Opportunities are emerging to help players and clubs by using our scale to deliver high levels of medical service and expertise in a timelier manner than has previously been available at this level of sport.

In 2013, we extended the medical services that we started with Ekeru Urgent Care 18 months ago.

At the beginning of the season, concussion management had become a significant issue for sport and Australian football was evaluating how effective its processes were and what risks were associated with playing our games. Clearly there was a need to ensure that any person who suffered a concussion could be properly assessed before returning to play.

Ekeru Urgent Care was approached to offer a comprehensive assessment service to clubs, which was widely promoted to trainers, players and, in particular, junior parents.

We also joined with orthopedic surgeon Mr Rodney Richardson and Capital Radiology to provide urgent attention to the way that knee injuries could be assessed and, where necessary, repaired. This is new ground for the league, but it has been pleasing to observe the feedback from those availing themselves of these services.

EFL clubs are being more widely recognised for the contribution they make in a social context. This is being reflected in the Government funding being allocated for infrastructure projects.

This season, significant works commenced, or were completed, for facilities at Whitehorse Pioneers, Rowville, Mulgrave, Warrandyte, Blackburn, South Croydon, Bayswater, Glen Waverley Hawks, The Basin and Boronia Football Clubs.

Looking ahead, we are aware of funding already committed for works at Norwood, Rowville's junior ground, Wantirna South, Knox, South Belgrave, Mooroolbark and Lysterfield. It is a credit to the club committees for the efforts they are making to work with Government and, in many cases, commit their own members' funds to help ensure these projects come to fruition.

Our expectations of what can be achieved through sport have expanded.

We now deliver programs for various levels of government. Alcohol, drugs, violence, tolerance and dealing with social media are just some of issues that sports in general, but the EFL in particular, is addressing, with educative messages that once were expected of family, friends and the education system.

It remains imperative for the league to be socially responsible. And we will continue to be so.

There are many organisations that have supported the board in its efforts to further develop this league to the position it maintains today.

We thank the Councils, the State Government, our friends at AFL Victoria, the hardworking club committees and volunteers that serve EFL clubs and, of course, our commercial partners. Their contribution to the league is making it possible for the board to implement programs that continue to improve our wonderful competition.

This year sees the league enter a new planning phase.

The environment in which we operate keeps changing and we need to further consider how to adapt to those changes. We are currently considering the feasibility of a venture with AFL Victoria and Hawthorn Football Club to develop a new hub for Australian football in the Eastern suburbs.

We will continue to search for new efficiencies and new revenue opportunities, as well as build stronger partnerships, particularly with Government, and to grow the game through the development of strong and sustainable clubs.

This competition is so clearly defined by the strength of its clubs and the values to which

they subscribe. We commend and thank those involved in our clubs for the efforts that they make each week to deliver the outstanding outcomes that their organisations provide.

We also farewell EFL CEO Rob Sharpe, who has decided to stand down after eight years of outstanding service to the league. Rob has worked closely with myself and the board during that time, which has seen the league make significant progress. We wish Rob, his wife Sue and family a very happy future.

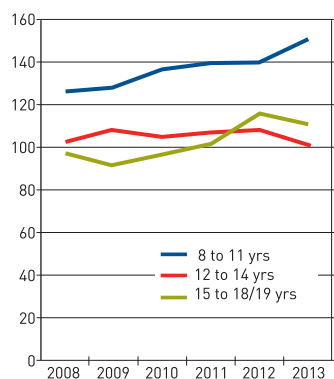
Graham Halbish





The EFL concludes the 2013 season in a sound position, well placed to consider further opportunities to grow and develop participation in the game at club level.

The league has long aspired to increase participation, quality and enjoyment for those involved in our games. This year, 460 teams were fielded by our 48 affiliated clubs. We continued to grow at the lower age groups and maintain relative stability at the mid and higher-age levels.



In 2013, we took a further step in the development of junior girls football, launching a four-team Under 12 competition. There is continued investment by the AFL in female competitions and new opportunities are emerging. With further encouragement, this female competition can grow and provide for girls playing in older age groups.

EFL clubs such as Chirside Park, Park Orchards, Mulgrave, Scoresby and Bayswater are already fielding or supporting female teams.

We continue to invest heavily to ensure that games are managed by well-trained and developed officials. Our umpire programs are an important part of our operations. We maintain our commitment to ensure EFL umpires are well supported with adequate facilities and the best available coaching.

In 2013, we stepped up our call to those watching and playing our games to demonstrate appropriate levels of tolerance towards others. Our efforts to embrace multiculturalism and discourage possible discriminatory behaviors were reinvigorated. Clearly, our approach was embraced by those involved at clubs and we were encouraged with their efforts to manage indiscretions.

Introducing the management of coaching, NAB AFL Auskick, school programs and AFL player appearances to the EFL has allowed us to increase the level of support available to program managers through the EFL administration. We were pleased AFL Victoria agreed that we should be the first metropolitan league to establish such linkages. We look forward to some positive outcomes.

The league has reinforced its financial position with a sound result in 2013.

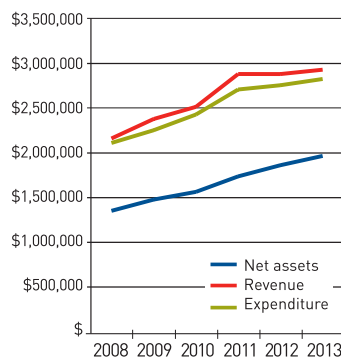
Revenues were strong. Additional funds were secured from AFL Victoria, which were used for development programs. The league's merchandising efforts produced a trading profit of \$214,973. The Percentage Gross Margin was below that of 2012, caused primarily by a reduction in the supply price of balls to clubs, despite an increase in their costs to the league.

Sponsorship revenue (\$490,874) was below the record 2012 performance, due primarily to the changes in government training programs, which affected the league's six-year partnership with Acacia Learning. However, this downturn was not unexpected. In fact, the end result was above our expected forecast return.

Operating expenses were \$2,860,581, which was 2.48 per cent above those of 2012. The most significant increases were insurance charges, driven primarily by the improved cover for quadriplegia and paraplegia, as well as some accruals required for long service leave for long-term members of staff.

The league's equity position remains strong. It enables the board to consider how it can further extend its operations without the fear of placing the competition's future at risk. We fund our own development initiatives, which allow us to explore new opportunities to advance the league.

The following chart shows the five-year trend for revenue, expenditure and total equity.



Changes to registration procedures now require players to activate their registrations by completing an annual online fee payment. These funds of \$148,503 were allocated to provide paraplegia and quadriplegia insurance cover for all players and officials. They also eliminated the need for clubs to be charged player registration fees.

Both the senior and junior 'Choose Tap' finals series were well attended. EFL finals are primarily managed by our clubs. Consequently, much of the revenue available through catering rights can be provided to EFL clubs, rather than external vendors. Host clubs pay for the rights to be allocated these games. The costs of umpires, flags, trophies and balls, together with facility and equipment hire, need to be balanced by the available revenues. In 2013, we introduced a small team fee per match that was required to be paid by competing junior clubs. This meant that finals, which had resulted in financial losses in previous years, were reduced to a near breakeven situation.

The league's efforts to expand its own media operations generate many intangible benefits.

Media costs were reduced by introducing some in-house production and editing, enabling us to produce, not only at a lower cost, but more frequently.

Our internet activities now generate revenues through the advertising sold by our partner Fox Sports Pulse. Interestingly, this revenue reduced in 2013, despite increases in traffic that achieved better than two million page impressions per month. This resulted from the increasing shift of mobile browsing, where smaller screens mean limited advertising opportunities.

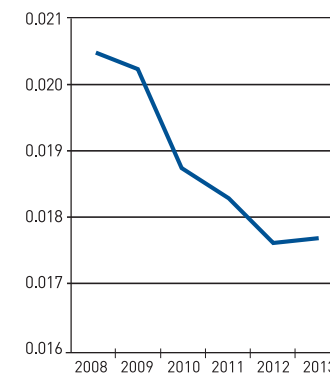
The end of year cash reserves remain solid. They provide the buffer that allows us to purchase equipment and uniforms (\$553,679) and pay club insurance premiums (\$469,787) and umpires (\$636,244) before billing these fees to clubs. For most clubs, delaying the need to pay for goods and services reduces the burden in meeting early season financial commitments.

The need to recover club debts has become more difficult in 2013. Clearly times are difficult for clubs to balance their books. Prudent management of the league's accounts has resulted in the need to support some club finances with some term payment arrangements and, in some cases, reducing the availability of credit facilities until accounts are returned to order.

Clubs operating under payment arrangements in 2014 will be supported with assistance in their planning processes and required to report more regularly on the progress they are making against their club objectives.

A measure of the league's operational effectiveness is monitoring staff numbers against team numbers.

Employees per teams



This year, the full-time staff remained at eight, despite the introduction of the need to manage and implement AFL development programs.

Our offices were extended to include a new storage facility that now adjoins the rear of the building. This development allows us to re-establish the functionality of the training and tribunal rooms, as well as provide improved access for loading and unloading of supplies.

The league has remained steadfast in its desire to grow the equity of its brand. We have maintained a view that a positive impression of the league brings long-term benefits for the competition and its clubs. Our brand defines our attitudes, of what we value and how we go about realising our goals.

In season 2013, we worked hard to continue to establish relationships with organisations with similar ideals.

It was pleasing that our major sponsors – Bendigo Community Bank, BJS Insurance Group, Boag's Draught, ConnectEast, Ferntree Gully Holden, Nine News, Trojan Tools, SEN 1116, and Yarra Valley Water – maintained their associations with the league. The contributions they make provide us with opportunities to further grow and develop

the competition, as well as improve the way the league runs and outcomes that clubs achieve.

We committed to programs involving organisations such as the Blue Ribbon Foundation, beyondblue, Zaidee's Rainbow Foundation and RoadSafe. Our efforts were well supported by clubs who embraced these causes, not only to raise important funds, but more importantly to deliver their powerful messages.

With the support of ConnectEast and the Hawthorn Football Club, EFL clubs again engaged in RoadSafe programs. Conducted at clubs, these programs are directed at the most at-risk group of drivers: males under the age of 25. The programs, which have three phases, will be refreshed in 2014 to ensure they remain relevant to young people.

The efforts of EFL clubs to extend their participation in the Good Sports program are commended. This has encouraged the Australian Drug Foundation to establish a Memorandum of Understanding with the EFL that encourages the league to further the responsible management of alcohol in clubs. It is an important initiative that reinforces positive behaviour and helps improve the long-term health of those in clubs.

We again worked with local, state and federal government in supporting facility development. Grounds continue to improve and we remain confident the facilities now being made available for both sport and general community use continue to deliver outstanding community benefits.

We are working for the future.

A joint venture with AFL Victoria and the Hawthorn Football Club to consider developing a new facility to generate greater levels of general participation is an important initiative.

A fund has been created out of existing reserves to underwrite the initial concept development to determine the infrastructure that will make up the hub. It is envisaged that these reserves, together with contributions from the Hawthorn Football Club and AFL Victoria, will be supplemented by contributions from government for the project, should it fully materialise.

We are indeed fortunate to have an EFL board that maintains a sound set of principles, which guide the management and development of the league. It sets standards that are not compromised. There exists a strong desire for self-determination that ensures the league's autonomy and independence remains in place. This is a real strength of the league.

The management and staff continue to work with great passion and willingness to excel. The league continues to break new ground, ensuring those who participate in the game can do so in a way that provides great benefit to clubs and to the many tens of thousands that are part of the EFL each week.

Undoubtedly, the Eastern Football League is well placed for the challenges that the future will bring.

Rob Sharpe



Previous Page, from top L to R: Rob Sharpe; Noble Park and Balwyn donned special jumpers for the beyondblue Cup in early June; Kirra Miriklis; Mark Freeman.

Senior Competition



A significant change to football operations in 2013 was the move to online player registration, including payment of a registration fee.

The change was brought about by a necessary increase to insurance costs in response to recent tragic cases of severe injuries occurring in football.

In excess of 11,000 individual players registered, providing the league and our clubs with accurate and timely information for reporting which, in the long term, should help reduce the workload on club volunteers. Importantly, it sets the foundation for future advancements in online team sheets and other administration processes. Again, this will aim to increase accuracy of important player information (such as games played totals) and reduce the workload for club volunteers.

Round 1 saw the Glen Waverley Hawks unveil a new jumper design to accompany their move to Central Reserve. It also saw Surrey Park register its first win in 67 games, giving some long-awaited and much deserved joy for hardworking President Rod Buncle and Coach Andrew Toop. New facilities were also unveiled at the Whitehorse Pioneers, while Bayswater, Blackburn and Croydon joined the increasing number of clubs with an alternate jumper.

In the second year of the league's move to Under 17's and 19's, the positive results continued to become more evident, with the net increase in teams from Under 16 and 18 levels being maintained.

Feedback from clubs and players is confirming what research had indicated. Under 17 players are relishing the opportunity of playing another year in the junior environment and Under 19 players are enjoying another year of preparation for senior football.

The introduction of re-grading at junior level – where 18 teams across the junior competition changed divisions to play in a more competitive environment – helped create an even more balanced Under 17 competition. This was also boosted by the addition of teams from senior affiliates Noble Park and South Belgrave.

We are already working with clubs who were unable to field an Under 19's team in 2013, with the aim of having as many clubs as possible fielding Under 19's in 2014.

The inclusion of Aaron Bailey into the EFL staff as EFL and AFL Victoria Development Manager has been a great initiative. It has given the league a far greater understanding of AFL Victoria development programs like Auskick, coaching accreditation and schools and how these can be further integrated into the community football structure to improve pathways and participation.

Some exciting initiatives to help clubs maximize participation and retention are in development for the coming year.

The filming of games for Division 1 was extended to include most Division 2 games this year. This assisted clubs, coaches and umpires

with match reviews and forward scouting, while also allowing for some great game highlights to be displayed on the EFL website.

Senior Grand Final days culminated in celebrations for a couple of clubs who have had prolonged periods of success yet failed to reach the ultimate prize.

In what was arguably the game of the year, underdog Forest Hill forced the undefeated South Belgrave into Extra Time. Leigh Odermatt was a deserved best on ground, playing in his second drawn Grand Final in three years. Montrose erased memories of its past two Grand Final losses with a strong victory over local rival Mooroolbark. Coupled with its Reserves' back-to-back premierships that included two undefeated seasons, Montrose looks well equipped for the move to Division 1. Doncaster completed the three-year promotion-relegation-promotion trifecta, thanks to a convincing win over Wantirna South, with Chris Annakis and Nathan Thompson the stars. In Division 1, Balwyn produced an outstanding year of football to complete back-to-back flags.

With the promotion of division heavyweights South Belgrave and Montrose, it paves the way for what looks like some fantastic competitions in 2014.

Division 4, which had a huge gap between the top and bottom clubs not long ago, looks to be the most even in years. With Canterbury's transfer to the VAFA, Surrey Park's improvement and the promotion of South

Belgrave, The Basin, GW Hawks and Heathmont to Division 3 in recent years, the 10-team competition for 2014 looks very even. Division 3 has proven to be the most even competition in recent years, while finals and premiership glory would be in the sites of most Division 2 clubs with Montrose earning promotion. Six coaching changes in Division 1 should result in some significant changes to sides.

The beginning of the 2014 season sees the re-introduction of a Senior Representative Championship, with the EFL taking on the top-ranked VAFA for the title of 'Melbourne's Best'.

After a couple of close losses to the VAFA in charity games over the past five years, steps are in place to ensure the correct result is achieved in March 2014.

In addition to this game, EFL players will have the opportunity to earn a place in the Victorian Metropolitan Senior Representative team that will take on Vic Country in July.

The standard of on-field competition in the EFL continues to grow at all levels. With that comes an increasingly challenging off-field environment for which EFL clubs are served by a tremendous army of passionate and hardworking volunteers. The game remains indebted to these people. As a league, as clubs and, importantly, as players, it is important we continue to acknowledge their efforts.

Phil Murton



Previous page, from top L to R: Phil Murton; Vermont's Matt Grieg receives applause after booting his 700th EFL goal against Scoresby. This page: 'A specky on a specky' – Blackburn's Tim Watkins flies over Balwyn opponents during a Reserves game. Tim's father, Richard, snapped the moment!

Junior Competition



Season 2013 contained many highlights, including the introduction of Noble Park to our junior ranks, the continued expansion of the Under 8's competition and the success of our representative teams.

The Under 9 and Under 10 Bendigo Community Bank Lightning Premierships were brought forward to April. The fixture change resulted in record attendances and improved conditions for both players and spectators.

Congratulations to the Under 9 Premiers: Croydon White, Glen Waverley Rovers White, Mooroolbark Gold, North Ringwood Black, South Croydon and Vermont Purple. The Under 10 Premiers were East Burwood, Knox, Montrose, The Basin and Waverley Blues White.

Doncaster and Surrey Park joined the 31 junior EFL clubs for the annual Almost Little Legends football clinic, supported by Nine News, at the Ringwood Football Club.

Members from Channel 9's The Footy Show were joined by the team at Nine News, Hawthorn players and EFL interleague representatives.

The AFL Victoria Metropolitan Junior Championships were conducted across Melbourne in May and June, culminating in Grand Finals at Shepley Oval, Dandenong.

Bayswater Oval was the new night venue for selected EFL home games, with Mitcham's Walker Park hosting matches over the Queen's Birthday weekend.

We enjoyed premiership success in the Under 14-1, Under 14-2 and Under 15-1 divisions, while our Under 15-2 side narrowly missed a Grand Final berth.

Appreciation is extended to all Junior Interleague coaches:

- 14 D1 – Brendan McCormack and Paul Mynott.
- 14 D2 – Mark Pascoe and Rick Castricum.
- 15 D1 – Wayne Judge and Greg Granland
- 15 D2 – Aaron Bailey and John O'Brien.

In August, 33 clubs played for the 24 EFL 'Choose Tap' premiership on offer.

Eighteen clubs shared the premierships, with Blackburn, Croydon, Forest Hill, Knox, Vermont and Rowville being multiple winners.

Congratulations to all divisional premiers.

Karralyka Centre was again the venue for Junior Presentation Night.

Premiership flags were distributed to successful teams, while league best and fairest winners, junior and youth coaches, umpires and junior interleague representatives received trophies.

The Gordon Parker Best Conducted Club Award was awarded to The Basin and accepted by club president Ian Bell.

At various times since its inception, The Basin has struggled to field a full complement of teams. However, as a small club, it has always generated a family-feel and a commitment to its local community.

The Bears are now experiencing on-field growth, which saw them field nine teams in 2013.

Off the field, they have re-grassed both ovals and have plans in place to add to their rooms and install a digital scoreboard in 2014.

The club is working harmoniously with its Auskick centre and the senior club. (In 2013, 24 ex-junior players represented the senior club).

The senior club won the Division 4 premiership in 2012 and competed in the Division 3 finals in 2013. That can be attributed, in part, to the resurgence of the junior club.

Junior Seasonal Statistics

- 36 clubs entered 318 teams.
- 7632 players participated.
- 2428 games played.
- 203 field umpire appointments per week.

Rod Cordwell



Previous page, from top L to R: Rod Cordwell; The EFL Under 14 Division 2 Junior Interleague side prepares for its Grand Final; Andrew from Channel 9's Kids' WB interviews a Heathmont junior at the Almost Little Legends Clinic.
This page, from top L to R: Junior Committee Chairman Leon Bailey, Ian Singleton, Marilyn Hoggett; Bernard Fewster; Colleen Lockhart; Mark Pascoe; Mitcham and North Ringwood clash; Jubilant members of the successful Under 14 Division 2 premiership side; Hawthorn players officiated matches at the 2013 Bendigo Community Bank Lightning Premierships.



This page, from top: Balwyn's Rod Crowe applies a tackle on Noble Park's Shayne Allan during the Division 1 'Choose Tap' Grand Final; Balwyn captain Rennie Gilchrist and coach Daniel Donati celebrate their premiership victory; Balwyn's Jayden Hoegel marks in front of Noble Park's Jarrod Plymin.

Following page, from top L to R: Ben Waterworth; Ekeru Urgent Care boundary riders Peter 'Frosty' Baird and Paul Semertzidis; Ekeru EFL Sunday maintained its popular two-hour format.



Media

The EFL has continued to adapt to the ever-changing media landscape across all platforms.

In the lead-up to the senior 'Choose Tap' finals series, the EFL launched a colourful new website. Some of the new features included more space for news articles on the home page, increased exposure for the ever popular EFL forum, larger font and pictures, as well as direct access to Leader Newspaper articles.

It is extremely pleasing to report that the league had record total daily page impressions each month between April and September. In May, we recorded over two million page impressions for the month – the first time that has ever happened in the league's history.

Live around the grounds scores were again produced each week via Twitter, which was available to view on the EFL's Mobile Web App.

The league continued to place a heavy emphasis on online video, following a significant increase in content during 2012.

This season, EFL TV was shot and produced inside the EFL offices. The program was also cut up into shorter segments and uploaded throughout the week. Some of those segments included The Agenda (a look at some of the big on-field talking points), Club Corner (interviews with coaches and players at training) and Play of the Week (a collation of the best marks and goals captured over a round).

All games broadcast on 98.1 Radio Eastern FM were also live video streamed – via Sportsvision – through the EFL's website and YouTube channel. Those games were also saved on the league's YouTube account, making them available for viewers to watch a replay on the EFL website.

Our Division 1 Grand Final was again captured using a four-camera production. The match was live streamed via the EFL, Herald Sun and SportingPulse websites.

Our strong social media presence grew and developed further in 2013.

Nearly 8000 users now 'like' the EFL's Facebook page, while our Twitter audience has nearly reached 3000 followers. Our Instagram account has also just ticked over 1000 followers.

During the season, over 100,000 copies of the Eastern Footballer – produced via Cyan Press – were distributed throughout EFL venues.

This year's record contained more feature articles and colour pages. We continued to pay tribute to club volunteers via the Trojan Workhorse award and the Bendigo Bank Volunteer Recognition program. Regular columns such as Inside the EFL, Boundary Banter, The Stats Bench and the Whistleblowers were also featured.

The EFL continued to place a heavy emphasis on radio and audio.

The traditional EFL Inside Football Friday Preview was again uploaded onto the league's website for users to listen to every Friday afternoon. More EFL Media Team members were involved in the podcast this year, which gave the show an extra dimension.

The league's regular slot on SEN's 'Bush and the 'Burbs' program on a Thursday night continued, with Mark Fine and Paul Daffey discussing the upcoming round of action.

Our three traditional radio programs – EFL Gameday, 'Ekeru' EFL Sunday and The Huddle – again aired weekly on 98.1 Radio Eastern FM.

EFL Gameday, the league's Saturday afternoon match day broadcast, maintained its professional standard. Thanks to The Loft Productions, whose technical support each Saturday made sure we went to air every weekend. It was particularly encouraging to see more Media Team members step up to the challenging role of play-by-play commentary.

EFL Sunday, supported by Ekeru Urgent Care, maintained its popular two-hour review format, while The Huddle continued to have a lighter look at the EFL every Wednesday night.

Every episode of EFL Sunday and The Huddle, as well as the Friday Preview and the EFL's weekly SEN segment, were available on podcast via the league's Spreaker channel.

Media Team volunteer Damian Watson, who grew significantly in confidence and stature in 2013, was this season's Clinton Grybas Media Award winner, after polling the most votes from his peers.

His work on radio was tremendous, as well as conducting EFL TV interviews, contributing regularly to the Friday Preview podcast and writing insightful features for the Eastern Footballer.

The EFL Media Team's professional and high standard of work allows the league to form a faithful group of advertisers, who we all greatly appreciate.

Thank you to BGC Plasterboard Bayswater, Freight Partners, Vibromania, T&B Window Warehouse, Eastern Indoor Sports Centre, Eastern Ranges,

The Pie Shed and SMC Media for their commitment and financial support throughout 2013.

Thanks again to Ben Warren-Smith for his fantastic support as Broadcast Manager during the 2013 season. Ben led the three radio shows with passion and flare throughout the season. He has developed a great relationship with coaches and players from around the league.

Above all, a massive thank you and congratulations to a proficient, faithful and friendly team of media volunteers. We had more media volunteers than ever before, which allowed for deeper and more comprehensive coverage of the EFL.

To Andy Paolacci, Andrew Wiles, Andy Hayman, Andrew Toop, Annie French, Arty Hall, Barry Kotze, Bernie Dinneen, Billy Vickers, Brad Henderson, Braden Ingram, Brad Pulley, Brett Davidson, Conor Ryan, Corey Hall, Damian Watson, Daniel Campbell, Dyson Baker, Gavin Casey, Geoff Manolitsa, Georgina Cahill, Grant Campbell, Maddi Vantarakis, Mitchell Getson, Mitchell Wood, Nick Brown, Noel McPhee, Paul Hooper, Paul Semertzidis, Peter Baird, Ray Baird, Riley Beveridge, Sam Gastin, Victoria Halkias, Wayne Brasher and Will Taylor – a huge thank you for your invaluable contribution to this league and well done on an outstanding season.

Bring on 2014!

Ben Waterworth

This page: Michael Vozzo.

Following page, from L to R: In 2013, 300 new trainers were accredited; Lyndall Mitchell and Alicia Loxley at the second WEFL event of the year; A special moment for veteran field umpire Arthur McCarthy, who officiated in a match alongside granddaughters, and boundary umpires, Bayley and Jaydee.



Umpiring

Season 2013 proved to be a very successful year for umpiring in the EFL.

In 2012, we made a conscious effort to reward the umpires who committed to training and match day availability. The result was a 15 to 20 per cent increase in training attendance and coaching sessions in 2013, which we believe resulted in better umpiring standards in all grades of football.

A determined recruitment and retention campaign resulted in a 10 per cent increase to total umpiring numbers to around 480. Boundary umpires were supplied down to Division 2 Reserves for the first time, while minimal 'double ups' meant our field umpire lists weren't as stretched.

Three umpires gained promotion to VFL lists at the end of 2012, but this was compensated by several well-performed umpires moving to the EFL from other

competitions. A further three field, three boundary and two goal umpires will be trialing with the VFL prior to the 2014 season, proving the benefits of our umpire development programs.

The EFL is Victoria's best breeding ground for elite umpires, with around 14 per cent of the VFL's current list coming from the EFL.

A continual push to promote and mentor our young umpires saw several teenage field and boundary umpires debut in senior football, including Callum Thornton, a 15-year-old goal umpire, debuting at Division 1 senior level.

Katrina Stopinski capped a remarkable year by becoming the first female to officiate a Division 1 senior match in the field. This came two months after being crowned All-Australian Field Umpire at the AFL National Youth Girls Championships.

All of our most senior field umpires filtered through the grades during the season to assist with the mentoring and development of the younger list of umpires.

Our continual focus on protecting the ball player, with the head being absolute sacrosanct, was again evident. It assisted in keeping decision making consistent.

Umpiring throughout the

again, so thank you to all trainers for supporting the association.

Going to games and seeing all our trainers in correct dress code was pleasing to see. For the first time, we allowed them to go away from white pants and into club coloured pants on a 12-month trial. We will decide whether this happens in 2014, or whether we just go back to white pants.

In conjunction with Nine News, the EFL held its fifth annual Almost Little Legends clinic at Ringwood, which was again well attended by budding footballers, happily having a kick with their heroes.

finals was of a good standard, highlighted by the Division 4 Grand Final that went into extra time, as well as the Division 3 First Semi-Final between Mitcham and Boronia.

Once again we conducted our Summer Academy for umpires from the EFL, SEJ and YJFL. Sixteen umpires graduated through the program, overseen by Fitness Coach Mal Cree. Again, several of the graduates debuted in senior footy this year – including Division 1 – and officiated in Grand Finals, proving the program's value. The 2013-14 Summer Academy will have 15 participants.

Five-time AFL Grand Final field umpire Scott McLaren mentored eight young umpires in our rookie squad program.

The program was again an enormous success and the improvement in each of these umpires throughout the season was none more evident come finals time, with four of the eight officiating in Grand Finals.

We operated two school-based umpiring academies at Mount Lilydale and Aquinas Colleges, with 32 students participating. All of these students officiated in EFL matches throughout the season. We look forward to continuing our relationship with these schools going forward.

We participated in an exchange program with the Bendigo Football League in mid-July. We believe this program takes umpires outside their comfort zone and gives them the opportunity to experience

As an association, we would like to thank the trainers who assisted that day as first aid staff.

I would also like to thank our members who acted as first aid staff at this year's final series.

Congratulations to Ian Barnes from Ringwood Football Club, who was presented with Life Membership to our Association.

The Club Warehouse Trainer of the Year award was presented to Jeff Henderson from the Montrose Football Club.

Before the official season starts next year, the EFL will be involved in senior interleague games. I'm sure trainers will

differing football standards.

In season 2013, we had 29 registered female umpires. With the assistance of our Female Liaison Officer Holly Anderson, our female umpires were mentored and had the opportunity to listen to special guest speaker, Leeann Gill, who pioneered females into coaching football.

Congratulations to all our 2013 award winners. Thanks to all coaches and support staff for their dedication and assistance this season, ensuring all umpires were coached and mentored constructively and honestly.

Many thanks to the EFLUA and its president Lou Tabacchiera, who has continued to give me immense assistance and support throughout the past two years. The support they give the umpiring group is impressive and is one of the main reasons the group remains strong.

It must be stated that EFL umpiring, including programs, structures and standards, is highly regarded and admired by other umpiring groups and leagues throughout Australia. The continued support from league CEO Rob Sharpe, Football Operations Manager Phil Murton and the league's board ensures we remain a leader in this area.

Finally, sincere best wishes to Rob Sharpe on his retirement as league CEO. His support for umpiring has been integral in maintaining our stature in community football.

Michael Vozzo

put their hands up to help out.

I would like to thank our sponsors – Sports Medicine Australia, Club Warehouse, Elastoplast and LifeCare – for their continued support in workshops throughout 2013.

To my committee, thank you for your commitment once again. To see the association continue to grow is a great reward for all the effort we put in.

Finally I would like to thank EFL for its help and support throughout 2013.

Graeme Cocking



WEFL

It was another big year for Women of the EFL and it was great to see so many new faces during the season.

From juniors through to seniors, women are becoming more involved in all facets of football, not just by supporting those on the field, but also helping from behind the fence, committees or as trainers, team managers, umpires, caterers and media team members.

We are a networking group that gives these women an opportunity to meet like-minded women of the EFL, to discuss all things football and support where we can,

especially in the day-to-day running of their football clubs.

In 2013, we started off our season with a cocktail party for the screening of David Williamson's play The Club, heavily supported the introduction of the beyondblue Round that commenced this year and ended with a another well-attended, successful dinner at the Scoresby Football Club.

The beyondblue cause has been supported by the WEFL for the past three years, each year raising the awareness throughout the EFL a little more, which culminated with the introduction of a highly successful beyondblue Round this season. Thanks to the Noble Park and Balwyn Football Clubs for kicking off the round and playing for the beyondblue Cup, as well

as Jeff Kennett, our keynote speaker on the day. Thanks must also go to all the EFL clubs that participated in this extended round, helping the league raise over \$8000 for this worthwhile cause.

We were also fortunate to have Heidi Victoria MP become a patron of the WEFL. We appreciate her time and support for our group.

Thanks must go to Alicia Loxley from Nine News for her ongoing support as our MC for the evenings.

A special thanks to our guests this year: Heidi, Lyndall Mitchell (wife of Hawthorn player Sam Mitchell) and Alan Turner (CEO of the Zaidee's Foundation). Their contributions were both informative and, at times, thought-provoking.

And to the Knox Community Arts Centre and its staff, as well as the Scoresby Football Club, thank you for your support and hospitality in hosting our events.

To our committee – Gail Hewitt, Prue Green, Robyn Lawson and Lauren Wood – and to the ever-helpful Kirra Miriklis, thank you all for your input and assistance in helping grow the WEFL.

A very special thank you must go to outgoing CEO Rob Sharpe, for without his unwavering support of the WEFL, we may not be in the position we are today. We wish you the very best in your future endeavours and hope to see you at one of our functions in the not too distant future.

Joanne Hart-Parker

Tribunal

The conduct of players and officials over the course of season 2013 was generally of a very high standard.

In total, 122 reports were made by umpires and investigation officers, with 103 guilty findings resulting in 233 weeks of suspensions. With 3710 games being played throughout the course of the season, this represented one guilty finding for every 36 games that was played. In a pleasing statistic, an equal record low number of cases were heard by the tribunal, even though more games were played than in any year in EFL history.

Since 2007, the league has recorded all yellow and red cards issued by umpires.

This season, totals in the senior competitions were the lowest on record, with an average of 4.77 cards issued per team. Junior yellow card numbers similarly displayed record low numbers per team.

League investigations into matters not reported by umpires again highlighted the reluctance of clubs and players to accept inappropriate behaviour on the field, as well as the league's willingness to provide a safe environment for the game to be played in. Thirteen charges were laid following investigations, resulting in suspensions totaling 44 weeks.

We were again well served by an experienced group of Investigation Officers, who carried out this difficult task in a professional and timely manner.

Our thanks go to Kevin Barrie, Brett Smith and new investigator Mel Woods for their efforts throughout the course of the season.

Melees remain a blight on the game and the area of discipline most difficult to manage for umpires and the league. The aforementioned numbers for reports and investigations demonstrate processes are in place to discipline people that step outside the rules, whether or not an umpire has observed the misdemeanor.

The league is committed to educating players and supporters that taking matters into their own hands, or 'flying the flag', will not be tolerated, as it only serves to inflame an already emotive situation.

The reported numbers of melees in 2013 was similar to that in 2012, a number we are keen to see reduce in 2014.

The tribunal welcomed Paddy O'Sullivan as a new member and we look forward to his continued involvement over the coming seasons. Chairman Michael Rodriguez continued to lead the tribunal with great dedication and professionalism. Many thanks also to Deputy Chairman, Terry Graham.

The tribunal, investigations and other disciplinary procedures continue to play a crucial role in maintaining the strong reputation that the EFL has worked hard to establish. The continued improving results show that players and officials will be punished for inappropriate behaviour.

Game Development



In 2013, 269 coaches throughout the Eastern region attended coaching education courses to assist in their development as coaches.

A total of 178 new coaches joined the region, undertaking Level 1 accreditations in the four categories: Senior, Youth, Junior and Auskick.

The Eastern Region Coaches Association (ERCA) coaching seminars were highly successful. A wonderful crowd of 175 attended the 'Developing Leadership and Culture' forum, featuring keynote speakers David Parkin, Sam Mitchell, Brendan Mason and Leading Teams' Dain Fay. Western Bulldogs great Lindsay Gilbee and former North Melbourne assistant coach Ray Breed also provided a wonderful practical session on teaching elite kicking skills and game sense.

For the first time in the region's history, the Coach of the Year awards were presented at the Junior and Senior presentation nights. Wantirna South's Matt Clark beat the strongest field in history to win the Senior Coach of the Year, while Dave Knight capped off a stellar year for Forest Hill in winning Youth Coach of the Year. Blackburn's Dean Thorn (Junior) and Knox Gardens Auskick's Scott Woodward

were rewarded for their work with our youngest footballers.

In a great endorsement of our league, Balwyn's Daniel Donati and Blackburn's Courtney Young were awarded Senior and Female Coach of the Year respectively in the Central Region. Daniel, Courtney and Scott Woodward were all recognised for their outstanding years, selected as finalists for the AFCA State Coach of the Year.

Friday nights, Saturday and Sunday mornings were a hive of activity in 2013, with over 3000 boys and girls honing their skills at the region's 42 Auskick Centres.

The region is blessed with a wonderful band of coordinators and coaches, who provide engaging, broad and well-run programs for children aged 5-12.

This year saw a strong focus on developing strong links between Auskick centres, schools and local clubs. The benefits of this should be seen as early as 2014, with clear pathways developing for kids from Auskick to senior football.

Many Auskick participants enjoyed the experience of playing on the MCG and Etihad Stadium during the half time break of AFL matches. Children aged between five and eight were able to participate in grid games around the oval, while our older Auskick participants were able to play the main Auskick Rules game in the centre of the ground.

The Eastern Football League and Hawthorn Football Club continued to enjoy a strong partnership in 2013.

Hawthorn's player appearances were managed out of the EFL.

This year, player appearances were broadened, allowing a much greater reach across the broader EFL community to increase participation in the region. Examples of this included:

- Almost Little Legends Clinic
- EFL Bendigo Community Bank Lightning Premiership
- girlsEFL Clinic
- Ringwood Football Club's Mother's Day Super Clinic.

For the first time, Hawthorn's Super Clinic was held in the Eastern region, with over 500 children attending the event at Bayswater Oval in the July school holidays.

This year has seen strong partnerships with primary and secondary schools in the region continue to develop.

Initiatives utilised include Hawthorn player appearances, club and Auskick promotion, clinics, AFL 9's and education programs.

Across the Eastern Suburbs, 125 teachers signed on as AFL School Ambassadors for 2013. These ambassadors promote the game to students throughout our region and

This page, from top L to R: Aaron Bailey; Girls from Bayswater and Blackburn take part in girlsEFL; Hawthorn players continued to have a presence at local Eastern suburbs clubs; Paul Newlands coached Croydon's Under 14A side to a premiership and the club's senior team to a preliminary final in Division 2.

keep our game at the forefront in both our primary and secondary schools.

Six schools in the Knox region completed the six-week AFL 9's program, where students were taught the key fundamental skills of the game, before competing against each other in the modified rules of AFL 9's in a gala day. This program is designed to provide football programs for schools with smaller numbers who traditionally have not been able to compete in school-based football competitions. This is a program of great potential and an area that will continue to grow in 2014 and beyond.

Over 120 students from Rowville Secondary College, Scoresby Secondary College and Emmaus College completed Level 1 junior coaching courses as part of their VET Sports and Recreation programs.

Aaron Bailey



Junior Interleague Squads

Under 14 Division 1

COACH:

Brendan McCormack

CAPTAIN:

Jedd O'Sullivan (Rowville)

The Under 14 Division 1 team defeated Western Region Football League, Essendon District Football League and Riddell District Football League, before defeating South Metro Junior Football League in the Grand Final.

The Most Valuable Player trophy was awarded to Blackburn's Jackson Wright, who booted six goals from four games.

Ferntree Gully's Jaidyn Stephenson was also impressive, finishing with nine goals and being named in the best players twice.

Under 14 Division 2

COACH:

Mark Pascoe

CAPTAIN:

Braden Bird (Norwood)

The Under 14 Division 2 team defeated Yarra Junior Football League, Western Region Football League and Riddell District Football League, before also taking out the Grand Final over South Metro Junior Football League.

Croydon's Rhys Deray was the winner of the Most Valuable Player trophy, featuring in his side's best players in three of the four games.

Scoresby's Ben Travers was his side's focal point up forward, finishing with nine goals, while Lilydale's Joel Koger impressed with six goals.

Under 15 Division 1

COACH:

Wayne Judge

CAPTAIN:

Jack Maibaum (Knox)

The Under 15 Division 1 team defeated Western Region Football League, Essendon District Football League and Riddell District Football League en route to premiership success against South Metro Junior Football League in the Grand Final.

The Most Valuable Player trophy was won by Montrose's Aaron Beddoes, who was named in the side's best on three of four occasions.

The goals were evenly spread, with Montrose's Ben Simpson and Vermont's Hamish McGowan topping the list with eight goals each from four games.

Under 15 Division 2

COACH:

Aaron Bailey

CAPTAIN:

Dylan Salanitri (Upper Ferntree Gully)

The Under 15 Division 2 team defeated Western Region Football League and Riddell District Football League, but were defeated by Yarra Junior Football League to narrowly miss the Grand Final.

Josh Begley from Upper Ferntree Gully won the Most Valuable Player trophy. Begley accumulated bags of six and eight goals to finish with 16 for the carnival.

Montrose's Riley Hams and Blackburn's Jack Roughsedge were awarded medals for being adjudged best on ground in respective games.

This page, from top L to R:
The Under 14 Division 1 squad;
The Under 14 Division 2 squad for 2013; The Under 15 Division 1 squad;
The Under 15 Division 2 squad.





Season 2013

November 2012

Three former EFL players are recruited to AFL clubs through the National Draft: Taylor Garner (Rowville to North Melbourne), Dylan Van Unen (North Ringwood to Essendon) and Matthew Jones (South Croydon to Melbourne).

The EFL Annual General Meeting is held at the Karralyka Centre in East Ringwood. Stephen Jones, Bruce Peak and Bob Murray are awarded EFL life membership and six players are awarded 300-game life membership.

December

The 2013 senior fixtures are released, with the opening round to take place across three days.

Two former EFL players are added to AFL lists via the 2012 Rookie Draft: Leigh Osborne (East Ringwood to Gold Coast Suns) and Kyle Martin (Noble Park to Collingwood).

Long-serving Accounts Manager Peter Luttick leaves the EFL after 15 years employment. In wake of his departure, Mark Freeman takes up a broader commercial role that includes the management of the league's accounts, Kirra Miriklis assists with the league's commercial agreements with sponsors and suppliers and Michael Vozzo takes over building maintenance and umpire administrative functions.

January 2013

The EFL and Nine News announce they will extend their partnership for a further 12 months, with Nine News becoming a major sponsor.

For the first time, the EFL appoints a Game Development Manager: Aaron Bailey. He becomes responsible for the delivery of AFL Victoria programs in the Eastern region, which enables the league to better integrate programs such as NAB AFL Auskick, coaching accreditation, school clinics and AFL player appearances.

Chirnside Park junior Cory Glass is one of four Victorians selected in the AFL Flying Boomerang's squad to play in South Africa.

The EFL announces a new insurance cover that provides \$1 million for any injuries that result in permanent paraplegia or quadriplegia. All individuals registered to play EFL football in 2013 must pay a small online annual registration fee which covers, not just a small portion of the administrative costs of running the league, but also the costs of this new level of insurance cover.

The Blackburn Junior Football Club is presented with an Australia Day trophy by the Mayor of the City of Whitehorse for establishing significant community and club programs throughout 2012.

Trainer, umpire and coach accreditation courses are all conducted.

February

The official transfer window opens for all clubs across Australia.

Boronia kicks off the EFL website's 48-day countdown to the start of the season. During the countdown, every senior and junior club is profiled and previewed.

March

Brett Field and the team at Ferntree Gully Holden again throw their support behind the EFL, signing as an EFL major sponsor for the 2013 and 2014 seasons.

The EFL's continued commitment to umpire development is recognised, with its umpire development program sharing the award for Best Sport Initiative by an Industry Associate at the Victorian Sports awards at the MCG.

SEN 1116 signs on as an EFL major sponsor until the 2015 season.

The EFL announces two new services for players that focus on better injury management. Working with league sponsor Ekeru Urgent Care, a service is established that includes a comprehensive Scat 2 evaluation of players suspected of concussion, which includes a return to play plan. A second program is established to provide rapid, specialist evaluation of knee injuries.

Four EFL umpires are selected to officiate at higher levels of football. Field umpires Luke McLroy and Jason Moore, as well as boundary umpire Damien Main, are accepted into the VFL's development squad, while Katrina Stopinski is appointed to umpire in the AFL National Under 16 Youth Girls Championships in May. After an impressive campaign, Katrina would go on to be selected as the All-Australian umpire for the championships.

Former South Croydon player Matt Jones makes his AFL debut for Melbourne. Jones would go on to play every game for the Demons in 2013 and finish fourth in the club's Best and Fairest count.

April

The 2013 EFL Season Launch is held at Ferntree Gully Holden. The evening is again smoothly hosted by Channel Nine sports reporter Tony Jones, who is joined on stage throughout the night by beyondblue CEO Kate Carnell and ConnectEast Corporate Affairs Manager Peter DeLuca. The Bendigo Community Bank Volunteer Recognition program is launched, with long-time EFL servant Bernard Fewster the first to be recognised.

Peter Baird from the EFL Media Team releases the first ever Top 50 EFL players list.

For the first time in EFL history, the senior season begins under lights, with Bayswater and Mulgrave clashing on a spectacular Friday night at the recently developed Bayswater Oval. The remaining senior teams across the four divisions commence their respective campaigns the day after. Surrey Park registers its first victory in 67 games.

The junior season also begins on the same weekend. Noble Park enters a junior team for the first time, fielding a side in the RoadSafe Under 17's competition. Overall, 318 teams from 36 junior clubs will compete in 2013.

The Under 9 and Under 10 Bendigo Community Bank Lightning Premierships are held at Pinks Reserve, Kilsyth. Forty Under 9's teams participate, followed by 34 Under 10's teams the next week. Hawthorn players and mascot 'Hawka' were in attendance, as well as the Yarra Valley Water 'Hydration Station' and mascot 'Tapman'.

Four senior games are played on ANZAC Day: Blackburn-East Burwood, Doncaster East-Donvale, Glen Waverley Hawks-Mitcham and Mooroolbark-Waverley Blues. The latter is played under lights at Heights Reserve.

The final EFL junior interleague squads are announced, with two Under 14 and two Under 15 teams to be selected.

Players from the Hawthorn Football Club visit local clubs and schools across the Eastern region.

May

The Women of the EFL (WEFL) holds its first function for the year: a cocktail and theatre night at the Knox Community Arts theatre to watch David Williamson's The Club.

All four phases of the 2013 Eastlink EFL Roadsafe program commence. Phase 1a (Free2Go), supported by RACV, is presented to seven clubs, while Phase 1b (Looking After Your Mates), supported by Roadsafe Eastern Metro, is presented to 12 clubs during the season. Phase 2 (DVD), supported by an accredited trainer, is shown to 11 clubs. Fourteen clubs are introduced to Phase 3 (Car Simulation), presented by Safety Sense.

Blackburn's Tim Watkins takes a spectacular mark in a Reserves game against Balwyn. The mark is perfectly photographed by his father, Richard. The picture goes viral on the internet.

Former Noble Park player Kyle Martin is elevated off Collingwood's rookie list and makes his AFL debut against Brisbane in Round 10. He would

Season 2013

This page: Bayswater played Mulgrave under lights to commence the 2013 season; Jarrod Chirgwin looks on during the beyondblue cup match between Balwyn and Noble Park.
Following page: South Belgrave played in special salmon and black jumpers against Ferntree Gully to commemorate champion mare Black Caviar.

play four games for the season and cap off a remarkable first season on an AFL list by winning the Joseph Wren Memorial Trophy as Collingwood's best performed VFL player.

June

Noble Park hosts Balwyn in the traditional Queen's Birthday weekend clash, with the Tigers recording a gutsy nine-point victory at Pat Wright Senior Oval to claim the beyondblue Cup. The match day luncheon is hosted by Nine News' Tony Jones, while beyondblue ambassador Jeff Kennett is a guest speaker. The reserves match is officiated entirely by female umpires.

EFL clubs and umpires throw their support behind the beyondblue Foundation. Clubs welcome guest speakers from beyondblue to speak at lunches and training sessions during beyondblue Round.

Three EFL junior interleague teams win premierships in their respective competitions in the AFL Victoria Metropolitan Championships. The two Under 14 teams and the Under 15 Division 1 side all register premiership victories over sides from the South Metro Junior Football League. It is the EFL's most successful junior interleague campaign in the league's history.

The Eastern Region Coaches Association holds a Developing Leadership and Culture Forum at Eastwood Golf Course. Special guest speakers include AFL Hall of Fame member David Parkin, Hawthorn captain Sam Mitchell, Same Page Cultures' Brendan Mason and Leading Teams' Dain Fay.

July

The annual Almost Little Legends Clinic, supported by Channel Nine, is staged at Jubilee Park, Ringwood. The chilly weather doesn't stop nearly 800 junior footy goers from attending the event. Members from the Nine News team, The Footy Show and Kids' WB make special guest appearances. Players from the Hawthorn Football Club also lend their support, putting participants through their paces via footy drills.

Approximately 500 Auskick participants attend the Hawthorn Super Clinic at Bayswater Oval.

The second and final WEFL dinner of the year is held at the Scoresby Football Club. Nine News weekend presenter Alicia Loxley hosts the evening, with Allan Turner (Zaidee's Foundation CEO) and Lyndall Mitchell (co-founder of Mitchell Holmes and wife of Hawthorn captain Sam Mitchell) the guest speakers.

The venues for the senior 'Choose Tap' finals are announced, with Bayswater, Ringwood, East Burwood, Mitcham, Boronia and Vermont set to host finals across five weeks.

The EFL again throws its support behind the Zaidee's Rainbow Foundation, a charity that raises awareness for organ and tissue donation. Approximately 4400 pairs of rainbow laces are purchased by 39 senior and junior EFL clubs. Approximately \$9,000 is raised for the foundation across Zaidee's Round.

An Under 12 girlsEFL round robin is conducted, with teams from Bayswater, Blackburn and Ferntree Gully competing.

The 2013 junior 'Choose Tap' finals series begins, with 120 teams from 24 divisions playing matches across 16 venues. Thirty-three of the 36 junior clubs have at least one team competing in the finals.

The league is advised by the Canterbury Football Club that a meeting of members determined the club should seek affiliation with the VAFA in season 2014.

August

After four years as a board member and eight seasons as EFL CEO, Rob Sharpe advises the board of his intention to move on from the league. The search for a replacement commences quickly.

Despite being told he will be confined to a wheelchair as early as next year, Duchenne Muscular Dystrophy sufferer Oscar Groves-Berry is named captain of the Upper Ferntree Gully Auskick team. In perhaps his last on-field appearance, Oscar leads his team out onto Dobson's Park. He is met with thunderous applause by the entire Kings community, as well as a guard of honour and a banner that reads: 'Oscar The Brave'. For the record, Oscar dominates, booting seven goals for the day.

Former Rowville junior Taylor Garner makes his AFL debut for North Melbourne, starting as the substitute in his side's nine-point loss to Adelaide in Round 20.

Junior 'Choose Tap' Grand Final day sees teams from 18 clubs crowned premiers across 24 divisions. Rowville, Knox, Montrose, Croydon, Vermont, Blackburn and Forest Hill all win two flags each.

A new, colourful EFL website is launched on the eve of the senior 'Choose Tap' finals.

AFL Victoria announces the reintroduction of a metropolitan football representative carnival to be held in March 2014. The EFL is seeded second out of the six competing leagues. It will take on the top-ranked VAFA.

The senior 'Choose Tap' finals begin. South Croydon becomes the 23rd EFL team to feature in a Division 1 finals series.

Former East Ringwood player Leigh Osborne is elevated off the Gold Coast Suns' rookie list and makes his AFL debut against St Kilda in Round 22. He accumulates nine disposals.

Former Warrandyte and Mulgrave player Shane Biggs makes his AFL debut for Sydney, accumulating 18 disposals and six marks in his side's 12-point loss to Hawthorn in Round 23. He would play another two games for the season, which are both finals against Carlton and Fremantle.

September

Junior Presentation Night is held at the Karralyka Centre in East Ringwood, with over 450 people in attendance. Awards presented include 24 Best and Fairest medals, Youth Coach of the Year, Junior Coach of the Year, best junior umpire and four Interleague Most Valuable Player awards. Knox has a very successful night, with two premiership flags presented and four players awarded Best and Fairest medals. The Basin Football Club wins the Gordon Parker Best Conducted Club award.

All four SEN Team of the Year 30-man squads are announced live on 'The Huddle'.

The EFL Umpires Association holds the traditional Grand Final appointments night at the Karralyka Centre in East Ringwood. The evening is hosted by umpire Tim Phillips. The best EFL umpires are recognised for their achievements in 2013.

Montrose wins the Division 2 premiership, defeating Mooroolbark by 28 points in the 'Choose Tap' Grand Final at Tormore Reserve, Boronia. The Demons snap a 21-year premiership drought and are promoted to Division 1 for 2014.

South Croydon wins the BJS Insurance Veterans premiership, defeating Boronia by 25 points at Lilydale Sports Oval.

Bayswater's Mitch Galvin is crowned the EFL's 2013 Wingman by the AFL Coaches Association.

South Belgrave completes the perfect season – just. When the siren sounds at the end of the fourth quarter in the Division 4 'Choose Tap' Grand Final, the Saints and a gallant Forest Hill are locked on 71 points apiece. But two clutch goals from Alex Bakens in extra time guide South Belgrave to a thrilling eight-point victory at Walker Park. The Saints remained undefeated for the duration of the year to win their first EFL premiership and progress through to Division 3 in 2014.

Doncaster produces a stunning 11-goal to two fourth quarter in the Division 3 'Choose Tap' Grand Final to defeat Wantirna

South by 59 points at East Burwood Reserve. The Sharks earn promotion to Division 2 for 2014.

Vermont's Justin Van Unen wins Goal of the Year, while an amazing juggling act by Templestowe's Simon Grasser earns him Mark of the Year.

Division 1 'Choose Tap' Grand Final day produces great weather and a large crowd at Bayswater Oval. The seemingly invincible Balwyn goes back-to-back, defeating Noble Park by 40 points to claim its third EFL premiership. The match is streamed live on the EFL, Herald Sun and SportingPulse websites using a four-camera production, which is called by the EFL Gameday team. The Nine News helicopter lands in the middle of Bayswater Oval, with Nine News anchor Peter Hitchener delivering the match ball and premiership cup to EFL Chairman Graham Halbish and Assistant Commissioner Robert Hill. Dr Brian Ironwood, the face of beyondblue's 'Man Therapy' campaign, sings the Australian National Anthem. The Grand Final day luncheon, supported by Yarra Valley Water and hosted by Nine News sports reporter Tony Jones, is well attended by members of parliament, sponsors and club presidents.

EFL Chairman Graham Halbish announces Phil Murton as the new EFL CEO at the Division 1 Grand Final Day lunch. Murton, the league's General Manager of Football Operations for the past seven years, is selected after a

long and extensive interview process.

All EFL Grand Finals again support the Blue Ribbon Foundation, with two dollars from all gate entry fees donated to the foundation. At the end of the finals series, \$25,896.50 is raised.

The Eastern Ranges claim their first TAC Cup flag since 2002, thumping the Dandenong Stingrays by 112 points at Etihad Stadium. Of that premiership side, 18 players are recruited from junior clubs affiliated with the EFL. Former Ferntree Gully junior Ben Cavarra wins the medal for the best player on ground, adding to the Morrish Medal he won weeks earlier. Tom Boyd (Norwood), Michael Apeness (Donvale) and Mitch Honeychurch (Vermont) are all selected in the TAC Cup Team of the Year, while coach Darren Bewick is crowned the TAC Cup Coach of the Year.

October

Senior Presentation Night is held again at 1330 in Scoresby. The night is hosted by Brian Nankervis from Hey Hey It's Saturday! and Rockwiz. South Croydon skipper Daniel King becomes the first Division 1 player in 11 years to win the Chandler Medal from outside Vermont and Noble Park. Daniel Rajab becomes the third Bayswater player in four years to win the Wright Medal in Division 2. Boronia's Dean Grice wins the Edie Medal in Division 3 and becomes only the third player in EFL history

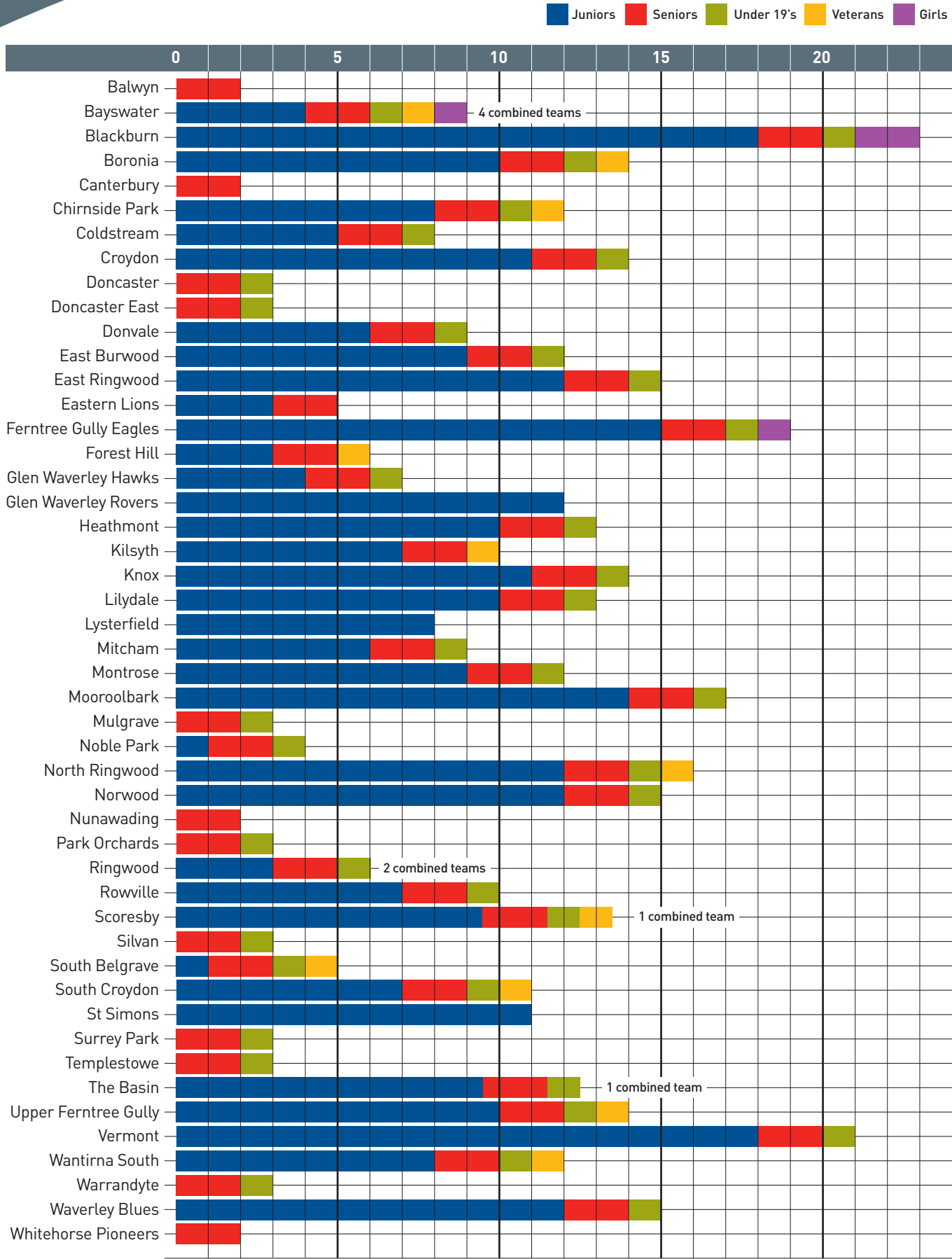
to win four or more senior Best and Fairest medals. Alex Benbow, the 2011 Morrish Medallist, wins the James Medal for the Division 4 Senior Best and Fairest.

The 2014 Under 14 and Under 15 Junior Interleague Development Squads are selected following trial sessions.

New senior coaches for 2013 are appointed at East Ringwood (Dale Bower), Knox (Chris Adolph), Lilydale (Brad Hall), Noble Park (Jon Knight), Rowville (Peter Bastinac), Scoresby (Gary Connolly), Vermont (Steve Cochran), Doncaster East (Steve Buckle), Mooroolbark (Paris Harvie), Upper Ferntree Gully (Chad Rogers), Glen Waverley Hawks (Ryan Flack), Heathmont (Simon Rourke), Ringwood (Mick Gaul), Templestowe (Rick Irwin), Warrandyte (Michael Tout), Whitehorse Pioneers (Ben Russian), Coldstream (Leam Doughty), Eastern Lions (Leigh Murphy), Kilsyth (Leigh Thompson), Nunawading (Rob Kreskas and Tony Rowe), Park Orchards (John Brown) and Silvan (Chris Murphy).

The EFL Umpiring Academy begins for the 2013/2014 summer.

Team Listing:
2013 Season



This page, from top L to R: Doncaster coach Andrew Tranquilli; Doncaster and Wantirna South clash in the Division 3 'Choose Tap' Grand Final; Aaron Fiora celebrates another Sharks goal.



Best and Fairest		
Division 1 Seniors	Chandler Medal	Votes
Daniel King	South Croydon	20
Division 1 Reserves		Votes
Justin Laughlin	Scoresby	15
Nick Carrodus	Vermont	15
Division 1 EastLink Under 19s		Votes
Mitch Grubb	East Ringwood	17
Lachlan Koger	Lilydale	17
Division 2 Seniors	Wright Medal	Votes
Daniel Rajab	Bayswater	20
Division 2 Reserves		Votes
Ben Wheat	Montrose	16
Division 2 EastLink Under 19s		Votes
Jordan Whiteman	Upper Ferntree Gully	26
Division 3 Seniors	Edie Medal	Votes
Dean Grice	Boronia	32
Division 3 Reserves		Votes
Brett Hardham	Wantirna South	19
Division 3 EastLink Under 19s		Votes
Jimmy Sarinn	Wantirna South	23
Division 4 Seniors	James Medal	Votes
Alex Benbow	South Belgrave	23
Division 4 Reserves		Votes
James O'Sullivan	Forest Hill	14
Division 4 EastLink Under 19s		Votes
Ben Heyde	Park Orchards	22
BJS Insurance Veterans		Votes
Matt Rule	Boronia	14
RoadSafe Under 17 Division A		Votes
Ryan Clarke	Knox	20
RoadSafe Under 17 Division B		Votes
Lachlan McDonald	Rowville	31
RoadSafe Under 17 Division C		Votes
Lincoln Wong	Wantirna South	26
RoadSafe Under 17 Division D		Votes
Sam Lennox	Knox	23
Under 15 Division A		Votes
Dylan Clarke	Knox	25
Under 15 Division B		Votes
Josh Begley	Upper Ferntree Gully	20
Under 15 Division C		Votes
Sam Baker	Lilydale	29
Under 15 Division D		Votes
James Sang Pi	Ferntree Gully	24
Under 14 Division A		Votes
Jackson Wright	Blackburn	28
Under 14 Division B		Votes
Jordin Lieu	St Simons	25
Under 14 Division C		Votes
Callum O'Connor	Knox	25
Under 14 Division D		Votes
Kieran Barrett	Glen Waverley Hawks	20

Best and Fairest		
Under 13 Division A		Votes
Thomas Taylor	Croydon	25
Under 13 Division B		Votes
Jake Sharp	East Ringwood	22
Under 13 Division C		Votes
Ben White	Bayswater/Ringwood	35
Under 13 Division D		Votes
Riley Clausen	Coldstream	35
Under 12 Division A		Votes
Dylan Williams	East Burwood	22
Under 12 Division B		Votes
Mitch Mellis	Boronia	27
Under 12 Division C		Votes
Tyler Waganivalu	Chirnside Park	30
Under 12 Division D		Votes
Harry Box	Vermont	31
Under 11 Division A		Votes
Dion Braione	Heathmont	22
Under 11 Division B		Votes
Max Brasher	Ferntree Gully	25
Under 11 Division C		Votes
Satele Feagaimali	Bayswater	38
Under 11 Division D		Votes
Thomas Sheridan	South Croydon	34

Grand Final Best on Ground Medals		
Division 1 Seniors	Cliff Tomkins Medal	
Rennie Gilchrist	Balwyn	
Division 1 Reserves		
Kyle Emley	Vermont	
Division 1 EastLink Under 19's		
James Hanley	Blackburn	
Division 2 Seniors	Gordon Parker Medal	
Andrew Haining	Montrose	
Division 2 Reserves		
Michael Condello	Montrose	
Division 2 EastLink Under 19's		
Jeremy Grocott	Donvale	
Division 3 Seniors	Les Leete Medal	
Ewen McKenzie	Doncaster	
Division 3 Reserves		
Lachlan Rudd	Mitcham	
Division 3 EastLink Under 19's		
Sam Wadley	Ringwood	
Division 4 Seniors	Frank Bibby Medal	
Leigh Odermatt	South Belgrave	
Division 4 Reserves		
Jake Rowe	Forest Hill	
Division 4 EastLink Under 19's		
Keegan West	Park Orchards	
BJS Insurance Veterans		
Travis Lambe	South Croydon	

This page, from top L to R: Damian Watson, Daniel King (South Croydon); Daniel Rajab (Bayswater); Dean Grice (Boronia); Matthew Rule (Boronia); Ben Wheat (Montrose); The four BJS Champion Clubs.

Following page, from top L to R: the four All Trophies Leading Goalkickers; All Trophies Achievers Mark Pascoe and Wayne Judge; Ben Heyde (Park Orchards); Jordan Whiteman (Upper Ferntree Gully); Mitchell Grubb (East Ringwood); Jimmy Sarinn (Wantirna South); Brett Hardham (Wantirna South); Justin Van Unen (Vermont); Alex Benbow (South Belgrave).



Gordon Parker Best Conducted Junior Club Award		
The Basin		
Bendigo Community Bank Lightning Premiership		
Under 9 Winners		
Croydon White	Mooroolbark Gold	South Croydon
Glen Waverley Rovers	North Ringwood Black	Vermont Purple
Under 10 Winners		
East Burwood	Montrose	The Basin
Knox	Waverley Blues White	
All Trophies Achiever of the Year		
Mark Pascoe, Brendan McCormack and Wayne Judge – the three EFL Junior Interleague premiership coaches		
Club Warehouse Trainer of the Year		
Jeff Henderson	Montrose	
Clinton Grybas Media Award		
Damian Watson		

All Trophies Leading Goal Kickers			Goals
Division 1	Justin Van Unen	Vermont	80
Division 2	Tom Hill	North Ringwood	70
Division 3	Steve Pimm	Mitcham	69
Division 4	Jay Sherlock	Kilsyth	73
Leader Young Guns			
Division 1 and 2		Lachlan Johns	Vermont
Division 3 and 4		Alex Benbow	South Belgrave
BJS Insurance Champion Club Award			
Division 1		Vermont	
Division 2		Montrose	
Division 3		Wantirna South	
Division 4		South Belgrave	
Overall		Wantirna South	
Umpires Award			
Best Senior Field Umpire		Cameron Fruzynski	
Best Senior Boundary Umpire		Matthew Laaksonen	
Best Senior Goal Umpire		David Parker	
Best Junior Field Umpire		Nick Jankovski	

Division 1 Seniors									
	P	W	L	D	B	For	Ag	%	Pts
Balwyn	18	17	1	0	0	1989	1087	182.98	68
Vermont	18	15	3	0	0	1978	1259	157.11	60
Noble Park	18	13	5	0	0	959	1130	173.36	52
Norwood	18	12	6	0	0	1612	1269	127.03	48
South Croydon	18	10	8	0	0	1380	1617	85.34	40
Rowville	18	9	9	0	0	1492	1458	102.33	36
East Ringwood	18	7	11	0	0	1505	1655	90.94	28
Lilydale	18	7	11	0	0	1445	1746	82.76	28
Scoresby	18	6	12	0	0	1355	1813	74.74	24
Knox	18	5	13	0	0	1171	1600	73.19	20
Blackburn	18	4	14	0	0	1350	1878	71.88	16
East Burwood	18	3	15	0	0	1069	1793	59.62	12
Division 1 Reserves									
	P	W	L	D	B	For	Ag	%	Pts
Noble Park	18	17	1	0	0	1743	888	196.28	68
Vermont	18	16	2	0	0	1783	930	191.72	64
Norwood	18	11	7	0	0	1460	1160	125.86	44
Balwyn	18	10	8	0	0	1287	1100	117.00	40
Scoresby	18	10	8	0	0	1254	1159	108.20	40
Blackburn	18	10	8	0	0	1208	1191	101.43	40
Knox	18	8	10	0	0	988	1259	78.47	32
South Croydon	18	6	12	0	0	1093	1193	91.62	24
Lilydale	18	6	12	0	0	1190	1428	83.33	24
Rowville	18	6	12	0	0	1112	1354	82.13	24
East Ringwood	18	6	12	0	0	1068	1526	69.99	24
East Burwood	18	2	16	0	0	806	1804	44.68	8
Division 1 EastLink Under 19's									
	P	W	L	D	B	For	Ag	%	Pts
Blackburn	16	13	3	0	2	1568	821	190.99	52
East Ringwood	16	12	3	1	2	1393	853	163.31	50
Lilydale	16	12	4	0	2	1304	923	141.28	48
Vermont	16	11	5	0	2	1085	1009	107.53	44
Norwood	16	10	5	1	2	1643	889	184.81	42
Scoresby	16	9	7	0	2	1460	1031	141.61	36
Rowville	16	8	8	0	2	1279	1015	126.01	32
Noble Park	16	7	9	0	2	1143	1117	102.33	28
South Croydon	16	4	12	0	2	851	1450	58.69	16
East Burwood	16	1	15	0	2	711	1848	38.4	4
Knox	16	0	16	0	2	460	1941	23.70	0
Division 2 Seniors									
	P	W	L	D	B	For	Ag	%	Pts
Montrose	18	16	2	0	0	1999	1018	196.37	64
Mooroolbark	18	4	4	0	0	1686	1305	129.20	56
North Ringwood	18	13	4	1	0	1668	1240	134.52	54
Croydon	18	11	7	0	0	1452	1258	115.42	44
Bayswater	18	7	10	1	0	1460	1371	106.49	30
Mulgrave	18	7	11	0	0	1269	1478	85.86	28
Doncaster East	18	7	11	0	0	1374	1761	78.02	28
Donvale	18	5	13	0	0	1222	1697	72.01	20
Waverley Blues	18	5	13	0	0	1155	1661	69.54	20
Upper Ferntree Gully	18	4	14	0	0	989	1485	66.60	16
Division 2 Reserves									
	P	W	L	D	B	For	Ag	%	Pts
Montrose	18	18	0	0	0	189	755	251.13	72
Bayswater	18	15	3	0	0	1384	941	147.08	60
Doncaster East	18	11	7	0	0	1387	1255	110.52	44
Mulgrave	18	10	8	0	0	1250	1019	122.67	40
Waverley Blues	18	9	9	0	0	1086	1171	92.74	36
North Ringwood	18	7	11	0	0	1118	1318	84.83	28
Mooroolbark	18	6	12	0	0	1110	1462	75.92	24
Croydon	18	6	12	0	0	896	1245	71.97	24
Upper Ferntree Gully	18	5	13	0	0	980	1307	74.98	20
Donvale	18	3	15	0	0	877	1511	58.04	12
Division 2 EastLink Under 19's									
	P	W	L	D	B	For	Ag	%	Pts
Doncaster East	18	16	2	0	0	1784	962	185.45	64
Mooroolbark	18	14	4	0	0	1441	835	172.57	56
Waverley Blues	18	12	5	1	0	1603	1159	138.31	50
Donvale	18	12	5	1	0	1344	973	138.13	50
Upper Ferntree Gully	18	11	6	1	0	1449	970	149.38	46
Croydon	18	11	7	0	0	1235	1045	118.18	44
Montrose	18	4	13	1	0	1186	1563	75.88	18
Bayswater	18	3	15	0	0	1109	1836	60.40	12
North Ringwood	18	3	15	0	0	855	1573	54.35	12
Mulgrave	18	2	16	0	0	839	1929	43.49	8

Division 3 Seniors

	P	W	L	D	B	For	Ag	%	Pts
Doncaster	18	15	3	0	0	1889	1098	172.04	60
Wantirna South	18	15	3	0	0	2050	1240	165.32	60
Boronia	18	14	4	0	0	1655	1003	165.00	56
Mitcham	18	14	4	0	0	2007	1352	148.45	56
The Basin	18	10	8	0	0	1689	1531	110.32	40
Templestowe	18	9	9	0	0	1336	1642	81.36	36
Heathmont	18	9	9	0	0	1149	1610	71.37	36
Ringwood	18	8	10	0	0	1357	1536	88.35	32
Glen Waverley Hawks	18	4	14	0	0	1466	1781	82.31	16
Chirnside Park	18	4	14	0	0	1365	1879	72.65	16
Whitehorse Pioneers	18	3	15	0	0	1306	1684	77.55	12
Warrandyte	18	3	15	0	0	1190	2103	56.59	12

Division 3 Reserves

	P	W	L	D	B	For	Ag	%	Pts
Wantirna South	18	17	1	0	0	1990	724	274.86	68
Mitcham	18	13	5	0	0	1573	741	212.28	52
Templestowe	18	13	5	0	0	1410	883	159.68	52
Boronia	18	12	6	0	0	1280	963	132.92	48
Ringwood	18	10	7	1	0	1181	980	120.51	42
Doncaster	18	9	9	0	0	1228	1081	113.60	36
Glen Waverley Hawks	18	9	9	0	0	1081	1233	87.67	36
Chirnside Park	18	7	11	0	0	1073	1247	86.05	28
The Basin	18	6	11	1	0	1042	1543	67.53	26
Whitehorse Pioneers	18	5	13	0	0	939	1433	65.53	20
Warrandyte	18	4	14	0	0	764	1809	42.23	16
Heathmont	18	2	16	0	0	676	1600	42.25	8

Division 3 EastLink Under 19's

	P	W	L	D	B	For	Ag	%	Pts
Ringwood	16	16	0	0	2	195	508	383.86	64
Boronia	16	14	2	0	2	1505	633	237.76	56
Wantirna South	16	11	5	0	2	1314	957	137.30	44
Templestowe	16	10	6	0	2	1026	774	132.56	40
Mitcham	16	9	7	0	2	982	797	123.21	36
The Basin	16	8	8	0	2	1228	1020	120.39	32
Glen Waverley Hawks	16	7	9	0	2	1244	1094	113.71	28
Doncaster	16	6	10	0	2	1105	1284	86.06	24
Warrandyte	16	5	11	0	2	1038	1389	74.73	20
Chirnside Park	16	1	15	0	2	713	2160	33.01	4
Heathmont	16	1	15	0	2	510	1999	25.51	4

Division 4 Seniors

	P	W	L	D	B	For	Ag	%	Pts
South Belgrave	16	16	0	0	2	2055	1089	188.71	64
Ferntree Gully	16	13	3	0	2	1623	1260	128.81	52
Silvan	16	11	5	0	2	1667	1422	117.23	44
Forest Hill	16	9	7	0	2	1667	1496	111.43	36
Kilsyth	16	9	7	0	2	1474	1378	106.97	36
Coldstream	16	8	8	0	2	1396	1543	90.47	32
Park Orchards	16	7	9	0	2	1471	1509	97.48	28
Surrey Park	16	7	9	0	2	1375	1427	96.36	28
Nunawading	16	5	11	0	2	1326	1495	88.70	20
Eastern Lions	16	3	13	0	2	1071	1534	69.82	12
Canterbury	16	0	16	0	2	1025	1997	51.33	0

Division 4 Reserves

	P	W	L	D	B	For	Ag	%	Pts
Forest Hill	16	14	2	0	2	1823	763	238.93	56
South Belgrave	16	14	2	0	2	1427	893	159.80	56
Eastern Lions	16	10	6	0	2	1193	911	130.95	40
Park Orchards	16	9	7	0	2	1216	822	147.93	36
Ferntree Gully	16	9	7	0	2	1072	1036	103.47	36
Kilsyth	16	8	8	0	2	1198	1155	103.72	32
Coldstream	16	8	8	0	2	1038	1032	100.58	32
Nunawading	16	7	9	0	2	1149	1158	99.22	28
Silvan	16	6	10	0	2	1263	1326	95.25	24
Surrey Park	16	3	13	0	2	665	1461	45.52	12
Canterbury	16	0	16	0	2	405	1892	21.41	0

Division 4 EastLink Under 19's

	P	W	L	D	B	For	Ag	%	Pts
Park Orchards	16	14	2	0	2	1943	712	272.89	56
Ferntree Gully	16	11	4	1	2	1470	876	167.81	46
South Belgrave	16	9	7	0	2	1250	1245	100.40	36
Surrey Park	16	8	7	1	2	1246	1060	117.55	34
Coldstream	16	3	13	0	2	832	1736	47.93	12
Silvan	16	2	14	0	2	833	1945	42.83	8

BJS Insurance Veterans

	P	W	L	D	B	For	Ag	%	Pts
South Croydon	8	7	1	0	1	699	214	326.64	28
Boronia	8	7	1	0	1	525	278	188.85	28
Kilsyth	8	6	2	0	1	731	277	263.90	24
North Ringwood	8	6	2	0	1	651	415	156.87	24
Scoresby	8	4	3	1	1	426	464	91.81	18
Chirnside Park	9	3	5	1	0	456	630	72.38	14
Bayswater	8	3	5	0	1	449	523	85.85	12
Wantirna South	8	3	5	0	1	476	574	82.93	12
Forest Hill	9	3	6	0	0	359	708	50.71	12
South Belgrave	8	2	6	0	1	479	495	96.77	8
Upper Ferntree Gully	8	0	8	0	1	230	903	25.47	0

This page: A big tackle during a Bayswater-East Burwood junior match.
Following page, from left: Knox and Lilydale played in the Under 17A 'Choose Tap' Grand Final; Nelson Lane in action during the EFL's Junior Interleague campaign.

RoadSafe Under 17 Division A									
	P	W	L	D	B	For	Ag	%	Pts
Lilydale Blue	14	13	1	0	0	1448	663	218.40	52
Knox Red	14	12	2	0	0	1307	673	194.21	48
Vermont Purple	14	11	3	0	0	1415	734	192.78	44
Norwood Black	14	8	6	0	0	1018	855	119.06	32
North Ringwood Red	14	5	9	0	0	921	814	113.14	20
Mooroolbark Green	14	5	9	0	0	691	952	72.58	20
Blackburn Black	14	2	12	0	0	622	1541	40.36	8
Ferntree Gully Eagles Blue	14	0	14	0	0	521	1711	30.45	0

RoadSafe Under 17 Division B									
	P	W	L	D	B	For	Ag	%	Pts
Montrose	14	12	2	0	0	1327	760	174.61	48
Boronia Gold	14	11	3	0	0	966	602	160.47	44
Rowville	14	11	3	0	0	1069	798	133.96	44
St. Simons White	14	10	4	0	0	1298	868	149.54	40
Glen Waverley Rovers	14	10	4	0	0	1119	770	145.32	40
Chirnside Park	14	8	6	0	0	998	804	124.13	32
South Croydon Blue	14	5	9	0	0	903	912	99.01	20
Heathmont	14	4	10	0	0	840	1162	72.29	16
East Ringwood	14	2	12	0	0	850	1173	72.46	8
Upper Ferntree Gully Red	14	2	12	0	0	663	1355	48.93	8

RoadSafe Under 17 Division C									
	P	W	L	D	B	For	Ag	%	Pts
Croydon	14	13	1	0	0	1279	531	240.87	52
Scoresby	14	10	4	0	0	1102	696	158.33	40
East Burwood Black	14	9	5	0	0	1064	773	137.65	36
Vermont Gold	14	8	6	0	0	942	662	142.30	32
Coldstream	14	8	6	0	0	966	785	123.06	32
Noble Park	14	7	7	0	0	1030	807	127.63	28
Waverley Blues	14	6	8	0	0	846	952	88.87	24
Wantirna South	14	4	10	0	0	811	1189	68.21	16
Kilsyth	14	4	10	0	0	559	1324	42.22	16
The Basin/Bayswater	14	0	14	0	0	383	1554	24.65	0

RoadSafe Under 17 Division D									
	P	W	L	D	B	For	Ag	%	Pts
Knox Black	13	12	1	0	1	1837	418	439.47	48
Lilydale Gold	13	12	1	0	1	1784	441	404.54	48
Blackburn Red	13	10	3	0	1	1626	492	330.49	40
Norwood Purple	13	10	3	0	1	1445	569	53.95	40
Upper Ferntree Gully Blue	13	9	4	0	1	1243	607	204.78	36
Ferntree Gully Eagles White	14	9	5	0	0	931	1029	90.48	36
North Ringwood Black	13	5	8	0	1	736	1231	59.79	20
Vermont Eagles	13	4	9	0	1	578	1009	57.28	16
Mitcham	13	4	9	0	1	572	999	57.26	16
Boronia Brown	14	4	10	0	0	534	1469	36.35	16
Mooroolbark Gold	14	3	11	0	0	695	1380	50.36	12
South Belgrave	14	3	11	0	0	546	1321	41.33	12
St. Simons Blue	14	1	13	0	0	402	1714	23.45	4
South Croydon Red	6	0	6	0	0	91	741	12.28	0

Under 15 Division A									
	P	W	L	D	B	For	Ag	%	Pts
Knox Black	14	14	0	0	0	1539	469	328.14	56
Norwood Black	14	11	3	0	0	1384	695	199.14	44
Croydon	14	9	5	0	0	1162	832	139.66	36
Heathmont	14	9	5	0	0	1077	1091	98.72	36
Blackburn Black	14	5	9	0	0	793	986	80.43	20
Glen Waverley Rovers	14	3	11	0	0	823	1202	68.47	12
Montrose	14	3	11	0	0	760	1533	49.58	12
Vermont	14	2	12	0	0	712	1442	49.38	8

Under 15 Division B									
	P	W	L	D	B	For	Ag	%	Pts
Blackburn	14	13	1	0	0	1432	500	286.40	52
Knox	14	11	3	0	0	1276	621	205.48	44
Boronia	14	8	6	0	0	1148	655	175.27	32
East Ringwood	14	8	6	0	0	1030	1001	102.90	28
Norwood	14	7	7	0	0	853	1009	84.54	28
Heathmont	14	1	13	0	0	669	1702	39.31	4
Montrose	14	1	13	0	0	538	1591	33.82	4

Under 15 Division C									
	P	W	L	D	B	For	Ag	%	Pts
Ringwood	14	13	1	0	0	1157	486	238.07	52
Lilydale	13	12	1	0	1	1118	674	165.88	48
Mitcham	13	9	4	0	1	961	716	134.22	36
Knox Red	14	7	7	0	0	992	816	121.57	28
Mooroolbark Green	13	5	8	0	1	892	956	93.31	20
Scoresby Black	14	5	9	0	0	801	920	87.07	20
Chirnside Park	14	4	10	0	0	774	955	81.05	16
North Ringwood	14	1	13	0	0	425	1447	29.37	4

Under 15 Division D									
	P	W	L	D	B	For	Ag	%	Pts
The Basin	14	13	1	0	0	1575	422	373.22	52
Norwood Purple	14	9	4	1	0	1080	543	198.90	38
South Croydon	14	8	5	1	0	1165	783	148.79	34
East Ringwood	14	8	6	0	0	697	549	126.96	32
Waverley Blues	14	7	7	0	0	1004	690	145.51	28
Ferntree Gully Eagles White	14	4	10	0	0	563	1139	49.43	16
Scoresby White	14	3	11	0	0	448	1136	39.44	12
Mooroolbark Gold	14	0	14	0	0	347	1867	18.59	0

Under 14 Division A									
	P	W	L	D	B	For	Ag	%	Pts
Croydon	13	12	1	0	1	1336	361	370.08	48
Ferntree Gully Eagles Blue	13	10	3	0	1	1226	516	237.60	40
Rowville Hawks	13	9	3	0	2	1146	536	213.81	36
Blackburn Black	13	7	5	0	2	977	743	131.49	28
Heathmont	12	4	8	0	2	654	1167	56.04	16
Norwood Black	13	2	11	0	1	407	1180	34.49	8
Waverley Blues	13	2	11	0	1	395	1474	26.80	8

Under 14 Division B										
	P	W	L	D	B	FA	For	Ag	%	Pts
vermont Purple	14	13	1	0	0	0	1435	604	237.58	52
Scoresby	14	9	5	0	0	0	1251	628	199.20	36
Lilydale	14	9	5	0	0	0	1074	639	168.08	36
St. Simons	14	9	5	0	0	0	1122	738	152.03	36
Montrose	14	8	6	0	0	0	1136	866	131.18	32
The Basin	14	4	10	0	0	0	646	1341	8.17	16
East Burwood	13	2	11	0	0	1	479	1194	40.12	8
South Croydon	13	2	11	0	0	1	399	1500	26.60	8

Under 14 Division C									
	P	W	L	D	B	For	Ag	%	Pts
Mooroolbark	14	9	5	0	0	974	749	130.04	36
Donvale	13	8	5	0	1	855	610	140.16	32
Boronia	13	7	6	0	1	698	759	91.96	28
Forest Hill	14	6	8	0	0	931	824	112.99	24
Knox	14	8	8	0	0	716	696	102.87	24
East Ringwood	13	5	8	0	1	628	711	88.33	20
Kilsyth	14	1	13	0	0	450	1469	30.63	4

Under 14 Division D									
	P	W	L	D	B	For	Ag	%	Pts
Glen Waverley Hawks	14	11	3	0	0	1064	515	206.60	44
Upper Ferntree Gully	13	10	3	0	1	803	485	165.57	40
Lysterfield	14	9	4	1	0	872	708	123.16	38
Norwood Purple	14	7	6	1	0	586	687	85.30	30
Ferntree Gully Eagles White	14	7	7	0	0	620	662	93.66	28
Rowville Gold	13	5	8	0	1	599	699	85.69	20
Blackburn Red	14	3	11	0	0	552	998	55.31	12
Vermont Gold	13	0	13	0	1	515	1032	49.90	0

Under 13 Division A										
	P	W	L	D	B	For	Ag	%	Pts	
Croydon Blue	14	14	0	0	0	1254	353	355.24	56	
Blackburn Black	14	12	2	0	0	1302	457	284.90	48	
Glen Waverley Rovers Black	14	9	5	0	0	1143	617	185.25	36	
Vermont Purple	14	7	7	0	0	981	679	144.48	28	
Norwood	14	7	7	0	0	846	813	104.06	28	
Scoresby Black	14	4	10	0	0	642	1387	46.29	16	
Mooroolbark Green	14	2	12	0	0	558	1288	43.32	8	
Knox	14	1	13	0	0	467	1599	29.21	4	

Under 13 Division B									
	P	W	L	D	B	For	Ag	%	Pts
Lysterfield	12	12	0	0	2	1212	537	225.70	48
Heathmont	13	9	4	0	1	981	667	147.08	36
Upper Ferntree Gully	12	8	4	0	2	857	607	141.19	32
Lilydale	13	7	6	0	1	725	713	101.68	28
East Ringwood	12	5	6	1	2	659	620	106.29	22
Donvale	13	2	10	1	1	615	945	65.08	10
Ferntree Gully Eagles	12	1	11	0	2	430	1240	34.68	4

Under 13 Division C									
	P	W	L	D	B	For	Ag	%	Pts</

Junior Final Results

RoadSafe Under 17 Division A				
Elimination Final				
Norwood Black	7.10 [52]	def	North Ringwood Red	6.7 [43]
Qualifying Final				
Vermont Purple	10.7 [67]	def	Knox Red	8.8 [56]
First Semi Final				
Knox Red	6.9 [45]	def	Norwood Black	4.6 [30]
Second Semi Final				
Lilydale Blue	8.8 [56]	def	Vermont Purple	7.7 [49]
Preliminary Final				
Knox Red	15.13 [103]	def	Vermont Purple	6.3 [39]
Grand Final				
Lilydale Blue	19.15 [129]	def	Knox Red	3.5 [23]
RoadSafe Under 17 Division B				
Elimination Final				
Glen Waverley Rovers	15.15 [105]	def	St Simons White	7.8 [50]
Qualifying Final				
Rowville	9.12 [66]	def	Boronia Gold	4.11 [35]
First Semi Final				
Glen Waverley Rovers	11.9 [75]	def	Boronia Gold	5.8 [38]
Second Semi Final				
Rowville	8.11 [59]	def	Montrose	8.10 [58]
Preliminary Final				
Montrose	14.7 [91]	def	Glen Waverley Rovers	8.13 [61]
Grand Final				
Rowville	12.12 [84]	def	Montrose	7.12 [54]
RoadSafe Under 17 Division C				
Elimination Final				
Vermont Gold	13.10 [88]	def	Coldstream	4.7 [31]
Qualifying Final				
Scoresby	13.5 [83]	def	East Burwood Black	11.11 [77]
First Semi Final				
East Burwood Black	9.11 [65]	def	Vermont Gold	8.3 [51]
Second Semi Final				
Croydon	16.13 [109]	def	Scoresby	1.5 [11]
Preliminary Final				
Scoresby	8.8 [56]	def	East Burwood Black	7.13 [55]
Grand Final				
Croydon	8.17 [65]	def	Scoresby	8.8 [56]
RoadSafe Under 17 Division D				
Elimination Final				
Norwood Purple	8.6 [54]	def	Upper Ferntree Gully Blue	7.6 [48]
Qualifying Final				
Lilydale Gold	9.8 [62]	def	Blackburn Red	6.11 [47]
First Semi Final				
Blackburn Red	8.11 [59]	def	Norwood Purple	5.7 [37]
Second Semi Final				
Lilydale Gold	9.13 [67]	def	Knox Black	5.11 [41]
Preliminary Final				
Knox Black	16.16 [112]	def	Blackburn Red	1.8 [14]
Grand Final				
Knox Black	9.19 [73]	def	Lilydale Gold	6.6 [42]
Under 15 Division A				
Elimination Final				
Heathmont	8.8 [56]	def	Blackburn Black	8.5 [53]
Qualifying Final				
Norwood Black	8.14 [62]	def	Croydon	7.5 [47]
First Semi Final				
Heathmont	10.10 [70]	def	Croydon	9.6 [60]
Second Semi Final				
Knox Black	19.10 [124]	def	Norwood Black	6.3 [39]
Preliminary Final				
Norwood Black	12.8 [80]	def	Heathmont	5.5 [35]
Grand Final				
Knox Black	10.5 [65]	def	Norwood Black	8.14 [62]
Under 15 Division B				
Elimination Final				
Boronia	8.7 [55]	def	Ferntree Gully Eagles Blue	6.12 [48]
Qualifying Final				
East Burwood	13.3 [81]	def	St Simons	6.12 [48]
First Semi Final				
Boronia	9.11 [65]	def	St Simons	10.3 [63]
Second Semi Final				
Upper Ferntree Gully	19.5 [119]	def	East Burwood	10.4 [64]
Preliminary Final				
Boronia	10.12 [72]	def	East Burwood	7.4 [46]
Grand Final				
Boronia	5.9 [39]	def	Upper Ferntree Gully	4.6 [30]

Under 15 Division C				
Elimination Final				
Knox Red	16.11 [107]	def	Mooroolbark Green	5.7 [37]
Qualifying Final				
Lilydale	14.14 [98]	def	Mitcham	3.6 [24]
First Semi Final				
Knox Red	10.11 [71]	def	Mitcham	9.5 [59]
Second Semi Final				
Lilydale	10.5 [65]	def	Ringwood	7.15 [57]
Preliminary Final				
Ringwood	12.10 [82]	def	Knox Red	5.10 [40]
Grand Final				
Ringwood	12.10 [82]	def	Lilydale	10.9 [69]
Under 15 Division D				
Elimination Final				
Waverley Blues	9.5 [59]	def	East Ringwood	5.10 [40]
Qualifying Final				
South Croydon	11.12 [78]	def	Norwood Purple	3.3 [21]
First Semi Final				
Waverley Blues	10.10 [70]	def	Norwood Purple	2.7 [19]
Second Semi Final				
South Croydon	6.7 [43]	def	The Basin	5.11 [41]
Preliminary Final				
The Basin	13.7 [85]	def	Waverley Blues	9.4 [58]
Grand Final				
The Basin	9.8 [62]	def	South Croydon	7.7 [49]
Under 14 Division A				
Elimination Final				
Blackburn Black	17.8 [110]	def	Heathmont	4.9 [33]
Qualifying Final				
Rowville Hawks	9.4 [58]	def	Ferntree Gully Eagles Blue	8.4 [52]
First Semi Final				
Ferntree Gully Eagles Blue	13.8 [86]	def	Blackburn Black	9.7 [61]
Second Semi Final				
Croydon	12.16 [88]	def	Rowville Hawks	7.6 [48]
Preliminary Final				
Rowville Hawks	14.11 [95]	def	Ferntree Gully Eagles Blue	8.6 [54]
Grand Final				
Croydon	14.12 [96]	def	Rowville Hawks	4.8 [32]
Under 14 Division B				
Elimination Final				
St Simons	15.14 [104]	def	Montrose	9.11 [65]
Qualifying Final				
Lilydale	8.13 [61]	def	Scoresby	7.6 [48]
First Semi Final				
Scoresby	10.10 [70]	def	St Simons	6.10 [46]
Second Semi Final				
Lilydale	10.14 [74]	def	Vermont Purple	4.5 [29]
Preliminary Final				
Vermont Purple	10.8 [68]	def	Scoresby	3.11[29]
Grand Final				
Vermont Purple	17.4 [106]	def	Lilydale	6.12 [48]
Under 14 Division C				
Elimination Final				
Forest Hill	12.10 [82]	def	Boronia	4.8 [32]
Qualifying Final				
Donvale	8.4 [52]	def	Mooroolbark	4.10 [34]
First Semi Final				
Forest Hill	10.16 [76]	def	Mooroolbark	8.5 [53]
Second Semi Final				
Donvale	4.10 [34]	def	Glen Waverley Rovers	2.12 [24]
Preliminary Final				
Forest Hill	10.9 [69]	def	Glen Waverley Rovers	7.4 [46]
Grand Final				
Forest Hill	9.11 [65]	def	Donvale	3.4 [22]
Under 14 Division D				
Elimination Final				
Norwood Purple	9.11 [65]	def	Ferntree Gully Eagles White	6.7 [43]
Qualifying Final				
Upper Ferntree Gully	5.12 [42]	def	Lysterfield	4.5 [29]
First Semi Final				
Norwood Purple	9.10.64	def	Lysterfield	4.3 [27]
Second Semi Final				
Glen Waverley Hawks	7.13 [55]	def	Upper Ferntree Gully	4.7 [31]
Preliminary Final				
Upper Ferntree Gully	10.7 [67]	def	Norwood Purple	7.16 [58]
Grand Final				
Glen Waverley Hawks	5.14 [34]	def	Upper Ferntree Gully	4.4 [28]

Under 13 Division A				
Elimination Final				
Vermont Purple	8.8 [56]	def	Norwood	4.9 [33]
Qualifying Final				
Blackburn Black	10.12 [72]	def	Glen Waverley Rovers Black	4.4 [28]
First Semi Final				
Glen Waverley Rovers Black	7.7 [49]	def	Vermont Purple	7.4 [46]
Second Semi Final				
Croydon Blue	10.3.63	def	Blackburn Black	8.7 [55]
Preliminary Final				
Blackburn Black	9.7 [61]	def	Glen Waverley Rovers Black	8.7 [55]
Grand Final				
Blackburn Black	8.6 [54]	def	Croydon Blue	6.5 [41]
Under 13 Division B				
Elimination Final				
East Ringwood	8.7 [55]	def	Lilydale	4.6 [30]
Qualifying Final				
Heathmont	10.11 [71]	def	Upper Ferntree Gully	5.3 [33]
First Semi Final				
Upper Ferntree Gully	7.8 [50]	def	East Ringwood	5.7 [37]
Second Semi Final				
Lysterfield	17.16 [118]	def	Heathmont	9.3 [57]
Preliminary Final				
Heathmont	11.7 [73]	def	Upper Ferntree Gully	5.5 [35]
Grand Final				
Lysterfield	9.7 [61]	def	Heathmont	2.1 [13]
Under 13 Division C				
Elimination Final				
Bayswater/Ringwood	8.13 [61]	def	The Basin	3.3 [21]
Qualifying Final				
Boronia	8.5 [53]	def	Chirnside Park	4.4 [28]
First Semi Final				
Chirnside Park	5.7 [37]	def	Bayswater/Ringwood	3.12 [30]
Second Semi Final				
Boronia	3.11 [29]	def	St Simons	3.7 [25]
Preliminary Final				
St Simons	5.3 [33]	def	Chirnside Park	5.2 [32]
Grand Final				
St Simons	3.13 [31]	def	Boronia	3.7 [25]
Under 13 Division D				
Elimination Final				
Coldstream	8.13 [61]	def	Croydon White	6.6 [42]
Qualifying Final				
Wantirna South	8.4 [52]	def	Blackburn Red	5.8 [38]
First Semi Final				
Blackburn Red	5.9 [39]	def	Coldstream	0.0 [0]
Second Semi Final				
Montrose	14.12 [96]	def	Wantirna South	6.4 [40]
Preliminary Final				
Wantirna South	5.4 [34]	def	Blackburn Red	3.4 [22]
Grand Final				
Montrose	12.8 [80]	def	Wantirna South	5.6 [36]
Under 12 Division A				
Elimination Final				
Norwood Black	8.4 [52]	def	Montrose	3.5 [23]
Qualifying Final				
East Burwood	3.4 [22]	def	North Ringwood Red	1.7 [13]
First Semi Final				
North Ringwood Red	5.3 [33]	def	Norwood Black	1.3 [9]
Second Semi Final				
East Burwood	3.9 [27]	def	Vermont Purple	2.6 [18]
Preliminary Final				
Vermont Purple	10.9 [69]	def	North Ringwood Red	1.2 [8]
Grand Final				
Vermont Purple	3.4 [22]	def	East Burwood	2.5 [17]
Under 12 Division B				
Elimination Final				
Boronia	4.4 [28]	def	Lilydale	3.5 [23]
Qualifying Final				
Scoresby	3.3 [21]	def	Waverley Blues	1.4 [10]
First Semi Final				
Waverley Blues	3.3 [21]	def	Boronia	2.4 [16]
Second Semi Final				
Mooroolbark Green	6.4 [40]	def	Scoresby	0.2 [2]
Preliminary Final				
Waverley Blues	2.7 [19]	def	Scoresby	1.2 [8]
Grand Final				
Mooroolbark	6.5 [41]	def	Scoresby	1.0 [6]

This page, from L to R: Doncaster's Nathan Thompson was named in the forward pocket of the SEN Division 3 Team of the Year; Ferntree Gully's Paul Giannopoulos was named captain of the SEN Division 4 Team of the Year; Ruckmen James Charge (Mooroolbark) and Andrew Haining (Montrose) were both selected in the SEN Division 2 Team of the Year.

Following page: Noble Park's Sam Monaghan was named on the interchange bench in the SEN Division 1 Team of the Year.



SEN Teams of the Year

Division 1			
Coach: Daniel Donati (Balwyn) Captain: Ryan Mullett (Vermont)			
B	Dean Millhouse (Vermont)	Stuart Hill (Norwood)	Jarryd Chirgwin (Balwyn)
HB	Stewart Kemperman (Noble Park)	Rod Crowe (Balwyn)	Luke Williams (Knox)
C	Glenn Strachan (South Croydon)	Adam Parker (Scoresby)	Rennie Gilchrist (Balwyn)
HF	Tom Schneider (Vermont)	Jeff Gobbels (Balwyn)	Daniel King (South Croydon)
F	Ben Weightman (Lilydale)	Brett Dore (Noble Park)	Justin Van Unen (Vermont)
Foll	Simon Taylor (Vermont)	Ryan Mullett (Vermont)	Ryan McMahon (Balwyn)
Int	Alex Frawley (Rowville)	Rhett Jordon (Norwood)	Sam Monaghan (Noble Park) Cody Morris (Rowville)
Division 2			
Coach: Brett Johnson (Montrose) Captain: Matt Polkinghorne (Mooroolbark)			
B	Seb Henderson (Mulgrave)	Russell Comb (Bayswater)	Max Melzer (North Ringwood)
HB	Sam Goodman (Montrose)	Trent Georgiou (Mooroolbark)	Jye Goodman (Montrose)
C	Dean Siakoulis (Mulgrave)	Brett Johnson (Montrose)	Cameron Linford (Mooroolbark)
HF	Neil Winterton (Bayswater)	Carl Peterson (Doncaster East)	Anthony Sharp (North Ringwood)
F	Wayne McInerney (Bayswater)	Tom Hill (North Ringwood)	Brendan Weinert (Croydon)
Foll	James Charge (Mooroolbark)	Matt Polkinghorne (Mooroolbark)	Dean Stephen (Montrose)
Int	Andrew Haining (Montrose)	Daniel Rajab (Bayswater)	Tim Riseley (Upper Ferntree Gully) Michael Smith (Mooroolbark)
Division 3			
Coach: Andrew Tranquilli (Doncaster) Captain: Andrew Teakel (Wantirna South)			
B	Jess Bolton (Boronia)	Ben Marganis (Doncaster)	Tim Burmeister (Ringwood)
HB	Brayden Harkness (Wantirna South)	Will Gayfer (The Basin)	Taylor Leggate (Wantirna South)
C	Brad Hutchinson (Wantirna South)	Trevor Mills (The Basin)	Jarrold Witnish (Mitcham)
HF	Andrew Teakel (Wantirna South)	Trent Farmer (Ringwood)	Jamie Bain (Templestowe)
F	Chris Hoegel (Mitcham)	Steven Pimm (Mitcham)	Nathan Thompson (Doncaster)
Foll	Danny Kennaugh (Glen Waverley Hawks)	Dean Grice (Boronia)	Chris Annakis (Doncaster)
Int	Daniel Beddome (Wantirna South)	Anthony Bernardo (Chirnside Park)	Michael King (Ringwood) Jess Moore (Boronia)
Division 4			
Coach: Dean Burnell (South Belgrave) Captain: Paul Giannopoulos (Ferntree Gully)			
B	Paul Giannopoulos (Ferntree Gully)	Todd Burley (South Belgrave)	Chris Goodlet (Silvan)
HB	Jamie Haag (Kilsyth)	Matthew Jeffries (Surrey Park)	Daniel Price (Coldstream)
C	Tom Feher (Park Orchards)	Sam Coghlan (Park Orchards)	Caleb Rigley (Kilsyth)
HF	Paul Hager (Ferntree Gully)	Leigh Odermatt (South Belgrave)	Nathan Jumeau (Forest Hill)
F	Michael Cardamone (Forest Hill)	Jay Sherlock (Kilsyth)	Alex Bakens (South Belgrave)
Foll	Dustin Apps (South Belgrave)	Alex Benbow (South Belgrave)	Luke Conca (Surrey Park)
Int	Michael Callinan (Coldstream)	Hamish Hosking (Kilsyth)	Tyson McKenzie (Silvan) Ayden Sukkel (Nunawading)

Life Members

Life Members

Clive Sleeman*	Gerald Black*	Gary Brunnen	Geoff Dempster
Reg Mathews*	Kenneth Wright*	Ron Smith	John Milburn
Cliff Tomkins*	Les Leete*	Ken Walters	Margaret Trollop
Walter Cornhill*	Gordon Parker*	Heather Kleesh	Michael Whiting
Paul Edie*	William Baldwin*	Peter Coloretti	Rob Peak
Sir Gilbert Chandler*	Jim Elmer*	Brian Hawkins	Steve Semken*
Kevin Pratt*	A Robert Tregear	Sandra Smith	Craig Braddy
Frank Bibby	Barry Raymer	Peter Luttick	Bruce Peak
James Austin*	Wayne Reddaway	Len Mackay*	Robert Murray
Albert McLellan*	Ian Kerr	Vern Clauscen	Stephen Jones

Right: In 2013, Boronia star and EFL Legend Dean Grice won his fourth Paul Edie Medal



300 Game Player Life Members

Steve Mills	John Wood	Greg Smith	Mark Gow	Anthony Hehir	Dale Vitiritti
Graeme Allan	Colin Schelfhout	Roger O'Brien	Greg Smith	Paul Sparkes	Matt Richards
Alan Bateson	Stuart Cook	Bill Leach	Don Hall*	Terry McCormick	Andrew Smith
Phil Mason	Bill Bowie	Kevin Heinze*	Alan Espie	Colin Krenn	Andy Lee
Geoff D'Arcy*	Neale Trollope	Brian Coopersmith	Alan Whelan	Darren Mason	Brett Hartman
John Hayhurst	Graeme Milburn	Brendan Curtis	Les Millar	David Bending	Todd Power
Colin Tainton	Roy Baldwin	Max Vincent	David Dietrich	Scott Fritsch	Matt Smith
Robert Hayhurst	Allan Shaw	Andy Hayman	Lorenzo Marotti	Steve O'Gorman	Dion Festini
Des Brown	Terry Morris	Alex Argentino	Ray Lacey	Nick Tennant	Jeff Hall
Bill Duff	John Harrop	Trevor McPhee*	Neil Wells	Erwin Anadoli	Marc Hardy
Steven Davis	Anthony Gleeson	Ken Melville	John O'Brien	Cameron Browne	Aaron Nummy
Gordon Cowley	Ian Spencer	Bill Mutsaers	Paul Fyander	Dean Buckley	Jason Wade
Peter Steele	Peter Baker	Keith Stocker	Michael Redpath	Mark Djordevic	Stuart Wynd
Robin Rogers	Len Taylor	Craig Marson	Tony Walsh	Rod Marget	
Peter Bowie	Doug Brumby	Patrick Schneider	Greg Krenn	Gerald Toohey	

EFL Legends*

Ian Clark	1970 (3)	1972 (2)	1974 (3)			
Gary Galvin	1980 (1)	1981 (2)	1982 (1)			
Russell Stratton	1988 (4)	1990 (3)	1993 (4)	1996 (3)		
Gavin McNay	1989 (4)	1991 (3)	1994 (3)			
Matt Price	2001 (4)	2003 (3)	2005 (3)	2008 (3)	2009 (3)	2010 (3)
Nick Cox	2000 (1)	2004 (3)	2006 (2)			
Ian Atkinson	1998 (3)	2006 (4)	2007 (4)			
Bernie Dinneen	2005 (1)	2006 (1)	2010 (2)			
Dean Grice	2007 (3)	2008 (3)	2011 (3)	2013 (3)		

* Any player in the EFL senior ranks (not reserves) who has achieved three league best and fairest wins in his career, is award EFL Legend status (division in brackets).

Financials

Statement by Board Members

The board has determined that the association is not a reporting entity and that this special purpose financial report has been prepared in accordance with the accounting policies outlined in Note 1 to the financial statements.

In the opinion of the board the financial report as set out on pages 34 to 39,

1. Presents fairly the financial position of the Eastern Football League as at 31 October 2013 and its performance for the year ended on that date in accordance with Note 1 to the financial statements.
2. At the date of this statement, there are reasonable grounds to believe that the Eastern Football League will be able to pay its debts as and when they fall due.

This statement is made in accordance with a resolution of the board and is signed for and on behalf of the board by:

Chairman
Graham Halbish

Board Member
Tim Finemore

Dated this 14th day of November 2013

* Denotes deceased

Statement of Financial Position

AS AT 31 OCTOBER 2013

	Note	2013	2012
Current Assets			
Cash and cash equivalents	2	1,226,420	1,143,528
Trade and other receivables	3	165,939	75,008
Other current assets	4	57,519	138,063
Total Current Assets		1,449,878	1,356,599
Non Current Assets			
Property, plant and equipment	5	710,242	637,277
Total Non Current Assets		710,242	637,277
TOTAL ASSETS		2,160,120	1,993,876
Current Liabilities			
Trade and other payables	6	119,090	85,802
Total Current Liabilities		119,090	85,802
Non Current Liabilities			
Provisions	7	54,285	26,874
Total Non Current Liabilities		54,285	26,874
TOTAL LIABILITIES		173,375	112,676
NET ASSETS		1,986,745	1,881,200
Equity			
Retained earnings		1,886,745	1,881,200
Eastern Football Hub Development Fund		100,000	-
TOTAL EQUITY		1,986,745	1,881,200

Statement of Comprehensive Income

FOR YEAR ENDED 31 OCTOBER 2013

	Note	2013	2012
Sales Revenue		775,043	683,425
Cost of Sales		560,070	466,148
Gross Profit		214,973	217,277
Other Revenues		2,751,152	2,699,300
Expenses		2,860,580	2,789,643
Profit before income tax		105,545	126,934
Income tax expense	1e	0	0
Profit for the year		105,545	126,934
Other Comprehensive Income for the year, net of tax		0	0
Total Comprehensive Income		105,545	126,934

The accompanying notes form part of these financial statements.

Statement of Changes in Equity

AS AT 31 OCTOBER 2013

	Retained Earnings	EF Hub Development Fund	Total
Balance at 31 October 2011	1,754,266	0	1,754,266
Profit attributable to the members of the company	126,934	0	126,934
Balance at 31 October 2012	1,881,200	0	1,881,200
Profit attributable to the members of the company	105,545	0	105,545
Transfer to Eastern Football Hub Development Fund	(100,000)	100,000	0
Balance at 31 October 2013	1,886,745	100,000	1,986,745

Statement of Cash Flows

FOR YEAR ENDED 31 OCTOBER 2013

	Note	2013	2012
Cash flows from operating activities			
Cash receipts in the course of operations		3,554,011	3,187,663
Interest Received		32,565	30,205
Cash payments in the course of operations		(3,402,301)	(3,054,350)
Interest and other costs of finance paid		(1,847)	(3,102)
Net cash provided by (used in) operating activities	8	182,428	160,416
Cash flows from investing activities			
Payments for property, plant and equipment		(99,779)	(23,117)
Proceeds from sale of property, plant and equipment		243	0
Net cash (used in) provided by investing activities		(99,536)	(23,117)
Net increase (decrease) in cash held		82,892	137,299
Cash at beginning of the financial year	2	1,143,528	1,006,229
CASH HELD AT THE END OF FINANCIAL YEAR	2	1,226,420	1,143,528

The accompanying notes form part of these financial statements.

Notes to and forming part of the Financial Statement
FOR THE YEAR ENDED 31 OCTOBER 2013

1. Summary of Significant Accounting Policies

This financial report is a special purpose financial report prepared in order to satisfy the financial reporting requirements of the Associations Incorporation Reform Act 2012 (Vic), for use by the members of the league and to fulfil the board's requirements to prepare financial statements. The Association is a not-for-profit entity for financial reporting purposes under Australian Accounting Standards.

The financial report has been prepared in accordance with the requirements of the Associations Incorporation Reform Act 2012 (Vic) and the following Accounting Standards:

AASB 101	Presentation of Financial Statements
AASB 107	Statement of Cash Flows
AASB 108	Accounting Policies, Changes in Accounting Estimates and Errors
AASB 110	Events after the Reporting Date
AASB 116	Property, Plant and Equipment
AASB 117	Leases
AASB 118	Revenue
AASB 1031	Materiality

No other applicable Accounting Standards, Australian Accounting Interpretations or other authoritative pronouncements of the Australian Accounting Standards Board have been applied.

The financial report has been prepared on an accruals basis and is based on historic costs and does not take into account changing money values or, except where specifically stated, current valuations of non-current assets.

The following material accounting policies, which are consistent with the previous period unless otherwise stated, have been adopted in the preparation of this financial report.

a) PROPERTY, PLANT & EQUIPMENT

Each class of property, plant and equipment is carried at cost or fair value less, where applicable, any accumulated depreciation and impairment loss.

The carrying amount of plant and equipment is reviewed annually by directors to ensure it is not in excess of the recoverable amount from these assets. The recoverable amount is assessed on the basis of the expected net cash flows that will be received from the assets employment and subsequent disposal. The expected net cash flows have been discounted to their present values in determining recoverable amounts.

Subsequent costs are included in the asset's carrying amount or recognised as a separate asset, as appropriate, only when it is probable that future economic benefits associated with the item will flow to the association and the cost of the item can be measured reliably.

All other repairs and maintenance are charged to the income statement during the financial period in which they are incurred.

The directors have assessed the current market value of the league's land and buildings as at least \$780,000, based on the most recent Knox City Council valuation.

b) DEPRECIATION

The depreciable amount of all fixed assets is depreciated on a straight line basis over their useful lives commencing from time the asset is held ready for use.

The depreciation rates used for each class of assets are as follows:

Freehold Improvements	9% to 33%
Furniture and Equipment	20%
Computers	20%
Motor Vehicles	20%

c) LEASES

Leases of fixed assets where substantially all the risks and benefits incidental to the ownership of the asset, but not the legal ownership, are transferred to the association are classified as finance leases.

Finance leases are capitalised by recording an asset and a liability at the lower of the amount equal to the fair value of the leased property or the present value of the minimum lease payments, including any guaranteed residual values. Lease payments are allocated between the reduction of the lease liability and the lease interest expense for the period.

Leased assets are depreciated on a straight-line basis over their estimated useful lives where it is likely that the association will obtain ownership of the asset or ownership over the term of the lease.

d) REVENUE RECOGNITION

Sales Revenue

Sales Revenue represents revenue earned (net of returns, discounts and allowances) from the sale of products and services. Sales revenue is recorded when the goods are dispatched.

Interest Income

Interest Income is recognised as it accrues.

Asset Sales

The profit or loss on disposal of assets is included as revenue of the association. Such profit or loss on disposal of assets is brought to account at the date an unconditional contract of sale is signed.

e) INCOME TAX

The league has been granted an income tax exemption by the Australian Tax Office.

f) INVENTORIES

Inventories are measured at the lower of cost and net realisable value. The cost is based on the first in, first out principle and includes expenditure incurred in acquiring the inventories and bringing them to their existing condition and location.

Net realisable value is determined on the basis of the company's normal selling pattern. Expenses of marketing, selling and distribution to customers are estimated and are deducted to establish net realisable value.

g) EMPLOYEE BENEFITS

Provision is made for the association's liability for employee benefits arising from services rendered by employees to balance date. Employee benefits that are expected to be settled within one year have been measured at the amounts expected to be paid when the liability is settled, plus related on-costs. Employee benefits payable later than one year have been measured at the present value of the estimated future cash outflows to be made for those benefits.

h) GOODS AND SERVICES TAX

Revenues, expenses and assets are recognised net of the amount of GST, except where the amount of GST incurred is not recoverable from the Australian Taxation Office. In these circumstances, the GST is recognised as part of the cost of acquisition of the asset or as part of an item of the expense. Receivables and payables in the statement of financial position are shown inclusive of GST.

i) IMPAIRMENT OF ASSETS

At each reporting date, the association reviews the carrying values of its tangible and intangible assets to determine whether there is any indication that those assets have been impaired. If such an indication exists, the recoverable amount of the asset, being the higher of the asset's fair value less costs to sell and value in use, is compared to the asset's carrying value. Any excess of the asset's carrying value over its recoverable amount is expensed to the income statement.

Where it is not possible to estimate the recoverable amount of an individual asset, the group estimates the recoverable amount of the cash-generating unit to which the asset belongs.

j) COMPARATIVE AMOUNTS

Where required by Accounting Standards comparative figures have been adjusted to conform with changes in presentation for the current financial year.

New Accounting Standards

A number of new standards, amendments to standards and interpretations are effective for annual periods beginning after 1 January 2013 and have not been applied in preparing these financial statements. None of these is expected to have a significant effect on the financial statements of the League.

Notes to and forming part of the Financial Statement

FOR THE YEAR ENDED 31 OCTOBER 2013

	2013	2012
2. Cash and Cash Equivalents	1,226,420	1,143,528
3. Trade and Other Receivables		
Debtors	173,639	82,708
Less provision for doubtful debts	(7,700)	(7,700)
	165,939	75,008
4. Other Current Assets		
Stock on hand	40,477	46,972
Other debtors	1,309	79,377
GST receivable	15,733	11,714
	57,519	138,063
5. Property, Plant & Equipment		
Freehold land at cost	240,000	240,000
Building at cost	383,433	303,264
	623,433	543,264
Freehold improvements at cost	47,685	43,956
Less accumulated depreciation	(21,984)	(20,848)
	25,701	23,108
Computer at cost	72,257	70,988
Less accumulated depreciation	(67,642)	(61,043)
	4,615	9,945
Furniture & equipment at cost	125,391	110,778
Less accumulated depreciation	(79,754)	(74,134)
	45,637	36,644
Motor vehicle at cost	53,840	53,840
Less accumulated depreciation	(42,984)	(29,524)
	10,856	24,316
Total property, plant & equipment	710,242	637,277

5. Property, Plant & Equipment

Movement in carrying amounts							
	Freehold Land	Buildings	Freehold Improvements	Furniture & Equipment	Computer	Motor Vehicle	Total
Balance at 31 October 2011	240,000	303,264	11,791	33,239	13,409	37,776	639,479
Additions	0	0	12,564	8,062	2,491	0	23,117
Disposals/Transfers	0	0	0	0	69	0	69
Depreciation expense	0	0	1,247	4,657	5,886	13,460	25,250
Balance at 31 October 2012	240,000	303,264	23,108	36,644	9,945	24,316	637,277
Additions	0	80,169	3,728	14,613	1,269	0	99,779
Disposals/Transfers	0	0	0	0	0	0	0
Depreciation expense	0	0	1,135	5,620	6,599	13,460	26,814
Balance at 31 October 2013	240,000	383,433	25,701	45,637	4,615	10,856	710,242

	2013	2012
6. Trade & Other Payables		
Trade creditors & accruals	55,646	38,475
Employee benefits	63,444	47,327
	119,090	85,802
7. Provisions		
Non current liabilities		
Provision for employee entitlement	54,285	26,874
8. Cash Flow Information		
Reconciliation of cash flow from operations with		
Profit after income tax		
Profit after income tax	105,545	126,934
Non-cash flows in profit		
Depreciation	26,814	25,250
(Gain)/loss on disposal	(243)	69
Change in assets and liabilities		
Increase/(decrease) in trade and other receivables	(16,883)	15,485
(Increase)/decrease in trade and other payables	17,171	7,032
(Increase)/decrease in provisions	43,528	(10,372)
(Increase)/decrease in stock on hand	6,496	(3,982)
	182,428	160,416

9. Association Details

The principal place of business of the association is:
 Eastern Football League Inc.
 256 Scoresby Road
 Boronia VIC 3155

Independant Audit Report
To the Members of Eastern Football League

We have audited the accompanying financial report of Eastern Football League, being a special purpose financial report, which comprises the statement of financial position as at 31 October 2013, the statement of comprehensive income, statement of changes in equity and statement of cash flows for the year then ended, notes comprising a summary of significant accounting policies and other explanatory information and the statement by the Board members.

Board's
Responsibility for
the Financial Report

The Board is responsible for the preparation and fair presentation of the financial report and have determined that the accounting policies described in Note 1 to the financial statements which form part of the financial report are appropriate to meet the financial reporting requirements of the Associations Incorporation Reform Act (Vic) 2012 and are appropriate to meet the needs of the members.

The Board is also responsible for such internal control as the Board and management determines is necessary to enable the preparation of the financial report that is free from material misstatement, whether due to fraud or error.

Auditor's
Responsibility

Our responsibility is to express an opinion on the financial report based on our audit. We conducted our audit in accordance with Australian Auditing Standards. Those standards require that we comply with relevant ethical requirements relating to audit engagements and plan and perform the audit to obtain reasonable assurance about whether the financial report is free from material misstatement.

An audit involves performing procedures to obtain audit evidence about the amounts and disclosures in the financial report. The procedures selected depend on the auditor's judgement, including the assessment of the risks of material misstatement of the financial report, whether due to fraud or error.

In making those risk assessments, the auditor considers internal control relevant to the entity's preparation of the financial report that gives a true and fair view in order to design audit procedures that are appropriate in the circumstances, but not for the purpose of expressing an opinion on the effectiveness of the entity's internal control. An audit also includes evaluating the appropriateness of accounting policies used and the reasonableness of accounting estimates made by management, as well as evaluating the overall presentation of the financial report.

We believe that the audit evidence we have obtained is sufficient and appropriate to provide a basis for our audit opinion.

Independence

In conducting our audit, we have complied with the independence requirements of the Australian professional ethical pronouncements.

Opinion

In our opinion the financial report presents fairly, in all material respects, the financial position of Eastern Football League as at 31 October 2013 and its financial performance for the year then ended in accordance with the accounting policies described in Note 1 to the financial statements and Associations Incorporation Reform Act (Vic) 2012.

Basis of Accounting
and Restriction on
Distribution

Without modifying our opinion, we draw attention to Note 1 to the financial report, which describes the basis of accounting. The financial report has been prepared to assist Eastern Football League to meet the requirements of the Associations Incorporation Reform Act (Vic) 2012. As a result, the financial report may not be suitable for another purpose.

Compilation Report
To the Members of Eastern Football League

Scope

On the basis of information provided by the board of the Eastern Football League, we have compiled in accordance with APES 315 Compilation of Financial Information the Trading Statement of the Eastern Football League for the year ended 31 October 2013 as set out on pages 42 to 43.

The specific purpose for which the Trading Statement has been prepared is to provide private information to the board. No accounting standards and other mandatory professional reporting requirements have been adopted in the preparation of the Trading Statement.

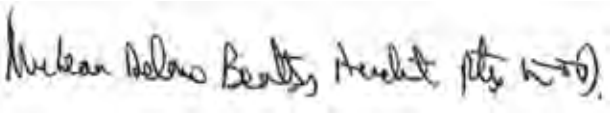
The board are solely responsible for the information contained in the Trading Statement and have determined that the accounting policies used are consistent and are appropriate to satisfy the requirements of the board.

Our procedures used accounting expertise to collect, classify and summarise the financial information, which the board provided, into a financial report.


Our procedures do not include verification or validation procedures. No audit or review has been performed and accordingly no assurance is expressed.

To the extent permitted by law, we do not accept liability for any loss or damage which any person, other than the league, may suffer arising from any negligence on our part. No person should rely on this Trading Statement without having an audit or review conducted.

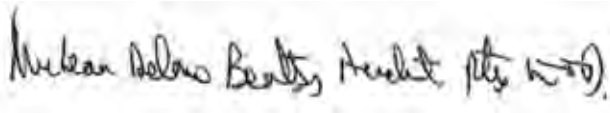
The Trading Statement was prepared for the benefit of the league and its members and the purpose identified above. We do not accept responsibility to any other person for the contents of the Trading Statement.



McLean Delmo Bentleys Audit Pty Ltd
Chartered Accountants



Martin Fensome
Consultant



McLean Delmo Bentleys Audit Pty Ltd
Chartered Accountants



Martin Fensome
Consultant

Dated in Melbourne on this 14th day of November 2013

Dated in Melbourne on this 14th day of November 2013

Trading Statement

FOR THE YEAR ENDED 31 OCTOBER 2013

	2013	2012
Income		
Sales	733,228	642,429
Licence fee	41,815	40,996
	775,043	683,425
Less Cost of Sales		
Opening stock	46,867	42,990
Purchases	553,679	470,130
Closing stock	40,476	46,972
	560,070	466,148
TRADING PROFIT	214,973	217,277
Other Income		
Affiliation fees	120,000	120,000
AFL Victoria grant	62,084	60,000
Blue Ribbon Foundation	25,896	26,257
Development funding program	129,492	8,753
DVD sales	62,480	50,052
Finals	448,430	437,353
Finals levy	42,664	41,400
Fines	30,258	30,668
Future leaders development program	1,500	122,500
Grass project	1,299	4,349
Insurance – Club	381,889	347,251
Interleague	0	7,512
Interest	32,565	30,205
Lightning Premierships	8,073	4,077
Player registrations	148,503	56,393
Presentation nights	53,399	55,599
Profit on sale – Assets	243	(69)
Records	66,603	63,200
Sponsorships	490,874	611,594
Sundry revenue	3,290	7,025
Umpires fees	641,610	615,181
TOTAL INCOME	2,966,125	2,916,577
Less total expenses	2,860,580	2,789,643
OPERATING SURPLUS	105,545	126,934

These financial statements should be read in conjunction with the attached Compilation Report.

Trading Statement

FOR THE YEAR ENDED 31 OCTOBER 2013

	2013	2012
Expenses		
Affiliations	1,268	1,091
Auditor's remuneration	7,600	8,400
Awards and presentations	4,087	16,241
Bank charges and interest	1,847	3,102
Blue Ribbon Foundation donation	25,896	26,257
Cleaning and maintenance	23,631	17,542
Computer maintenance	6,725	3,723
Depreciation of fixed assets	26,814	25,250
Development funding program	154,861	188,575
Donations	0	400
DVD production	72,203	53,429
EFL Media	29,918	39,572
Employee placement costs	1,069	215
Executive expenses	8,683	8,946
External consultant costs	16,349	15,526
FBT expense	3,408	5,122
Finals expenses	299,259	276,738
Finals levy expense	42,664	41,400
Future leaders development program	0	105,281
Insurance - General	39,822	35,541
Insurance - Club	469,787	349,553
Interleague matches	22,571	53,151
Internet costs	2,489	3,162
Investigation costs	2,250	3,364
Junior committee expenses	3,264	3,205
Light and power	14,219	10,974
Lightning Premierships – Junior division	868	1,948
Meetings	4,982	5,723
Motor vehicle expenses	8,443	14,209
Payroll tax	7,527	10,970
Presentation nights	56,036	53,397
Printing and stationery	23,257	29,869
Publications	14,096	14,112
Rates and taxes	4,150	3,625
Records	61,003	61,668
Salaries and superannuation	693,804	592,545
Seminars and training	9,172	5,330
Sponsorship costs	22,818	55,746
Staff amenities	6,235	6,294
Sundry expenses	4,113	5,294
Telephone	27,148	23,514
Umpires	636,244	609,639
TOTAL EXPENSES	2,860,580	2,789,643

These financial statements should be read in conjunction with the attached Compilation Report.

This page, from top L to R: South Belgrave came up against Forest Hill in the Division 4 'Choose Tap' Grand Final; South Belgrave's Matthew Lizza had a special supporter; Jubilation for coach Dean Burnell as the Saints claim their first EFL flag.

Following page: Noble Park fans celebrate a goal during the Division 1 'Choose Tap' Grand Final.



League Directory

Registered Office

EFL House
256 Scoresby Road
Boronia 3155
Telephone 9762 5766
Facsimile 9761 1315
www.efl.org.au
www.facebook.com/footyefl
Twitter: @footyefl

Chairman

Graham Halbush

Deputy Chairman

Peter Bailey

Board

Leon Bailey
Tim Finemore
Kerry Freer
David Flintoff
Paul Molan
Paul Payne
Jim Walker

Junior Committee Chairman

Leon Bailey

Junior Committee Deputy Chairman

Colleen Lockhart

Junior Committee

Bernard Fewster
Marilyn Hoggett
Mark Pascoe
Ian Singleton

Chief Executive Officer

Rob Sharpe

General Manager: Football Operations

Phil Murton

Manager: Junior Football

Rod Cordwell

Media Manager

Ben Waterworth

Administration and Events Coordinator

Kirra Miriklis

Commercial Manager

Mark Freeman

Head of Umpiring

Michael Vozzo

Game Development Manager

Aaron Bailey

Broadcast Manager

Ben Warren-Smith

Goal Umpire Coach

Garry Baumgarten

Boundary Umpire Coach

Lachlan Hare

Junior Field Umpire Coaches

Gerard Bolton
Matthew Brereton
Jack Murfett

Junior Field Umpire Assistant Coaches

Jarrod Reid
David Parker

Junior Field Observers

John Adams
Graeme Bushby
Paul Manolitsas
Katrina Stopinski

Umpire Fitness Coach

Mal Cree

Womens' Liaison Officer

Holly Anderson

Umpire Welfare Officer

Arthur McCarthy

Senior Field Umpires Observers

Warren Hillier
Bruce Onken
Phil Hermann
Darren Earp
John Hall
Matthew Norden

Senior Goal Observers

Vic Parker
Chris Jones

Senior Boundary Observers

Chris Powney
Des Seaton

Tribunal Chairman

Michael Rodriguez

Tribunal Deputy Chairman

Terry Graham

Tribunal Members

John Allpress
Michael Berkley
Murray Black
Wal Constable
Michael Ditchburn
Grant Hinton
Terry Lewis
Mervyn Lindsay
Paddy O'Sullivan
Peter Sinclair

Racial and Religious Vilification Officer

Karen Moore

Investigation Officers

Kevin Barrie
Brett Smith
Mel Woods

Trainers' Association President

Graeme Cocking

Umpires' Association President

Lou Tabacchiera

CREDITS

Design

Melinda Rochford,
Ripe Design

Photography

Garry Sparke, CSI
Mitch Getson
Graham Bradtke
Gary Winder
Trevor Barr
Brett Kenny

Printing

Allanby Press



Eastern Football League Registered Office
EFL House 256 Scoresby Road Boronia 3155
Telephone 9762 5766 Facsimile 9761 1315
www.evl.org.au www.facebook.com/footyefl Twitter: @footyefl