




EASTERN
FOOTBALL
LEAGUE

2011
ANNUAL
REPORT



< Croydon-Ferntree Gully Football League change name to the Eastern Districts Football League.
 Bayswater, Blackburn, Boronia, Coldstream, Croydon, Doncaster, Burwood East, Ringwood, Heathmont, Kilsyth, Mitcham, Montrose, Mulgrave, North Ringwood, Norwood, Nunawading, The Basin, Vermont, Wantirna South & Warrandyte are league's inaugural affiliated clubs.

< Doncaster East affiliates

1961 1962 1963 1964 1965 1966 1967 1968 1969 1970 1971 1972 1973 1974 1975 1976 1977 1978 1979 1980 1981 1982 1983 1984 1985 1986 19

Contents

- 1 < Mission Statement
- 2 < Chairman
- 4 < Chief Executive Officer
- 6 < Senior Competition
- 8 < Junior Competition
- 10 < Media
- 12 < Umpires/Trainers/Tribunal
- 14 < Season 2011
- 19 < Interleague
- 21 < Team Listing
- 22 < Awards
- 24 < Senior Ladders
- 25 < Senior Finals Results
- 26 < Junior Ladders
- 28 < Junior Finals Results
- 30 < SEN Teams of the Year
- 32 < Life Members
- 33 < Financial Report
- 45 < League Directory

Principal Sponsor



Major Sponsors



Support Sponsors





This page: Noble Park captain Craig Anderson completed the double with a premiership medallion and Chandler Medal.

Our Mission

The Eastern Football League will effectively promote and facilitate the playing and development of Australian Football for the benefit of all participants, at all levels throughout the east of metropolitan Melbourne.

Our Values

The Eastern Football League maintains a strong belief system that underpins its actions and the way the league is run.

- < We believe in the concept of “a fair go”
- < We recognise the efforts of those who contribute to the well being of the game at EFL level
- < We treat safety as a priority
- < We strive to innovate
- < We support the big picture and understand that we are one part of a wider football community
- < We define our position and defend this when appropriate.

<Chairman

Following page, from top L to R: Lilydale defeated Montrose in this year's division two grand final at East Burwood before an impressive crowd; EFL board chairman Graham Halbish; deputy chairman Peter Bailey; Jim Walker; Channel Nine has again been outstanding in its support; David Flintoff; Kerry Freer; Leon Bailey; Paul Molan; Paul Payne; Tim Finemore; girlsEFL is planned to be expanded in 2012.

At the conclusion of our 50th season, I am pleased as Chairman of the EFL Board to have this opportunity to highlight the many programs and new initiatives in the EFL that continue to make this competition even better.

In the senior competition, Noble Park continued to show its dominance in division one, defeating Scoresby for the second year running. Division two saw Lilydale promoted to division one once again following a hard-fought victory over Montrose, while in division three, Doncaster defeated North Ringwood; a side that had previously gone undefeated in the 2011 home and away season. Division four brought the tightest contest we have seen in a number of years, with Heathmont victorious over Glen Waverley Hawks by seven points. Both clubs will be promoted to division three in 2012 as Park Orchards enters the senior competition. A new record of 24 junior premierships were contested, with an extra 'D' grade of junior competition added in the under 11 to under 16 age groups. Congratulations to all 2011 premiers.

In 2011 we again maintained our record of real growth, particularly in the most difficult areas where players make the transition from junior to senior football. This year, all but two EFL senior clubs fielded a RoadSafe Colts team; a new high. All in all, 442 teams took the field, representing an increase of 3.7 per cent in total team numbers for the league.

As we look forward to 2012, we are enthusiastic about the moves to under 17 and under 19 competitions, as strongly supported by senior and junior clubs. We expect that there will be upward of an additional 15 teams taking to the field next year.

This year, three new clubs joined the EFL. Lysterfield Junior Football Club has emerged from what was once an Auskick clinic. After being supported for three years by Knox Football Club, the Wolves are now a football club in their own right and in year one, four teams wore their new colours.

Park Orchards Football Club, after lengthy consideration, decided that the EFL was the right place for the club to commence

a senior program and kicked off 2011 with an under 18 RoadSafe Colts team. The Sharks have left a significant impression on each club that they have engaged and their year one effort to be the division four RoadSafe Colts premiers is a strong indication of what they will bring to this league. There is no doubt that 2012 will bring new challenges as they move into senior and reserve grade football.

After a long history in the YVMDFL, Silvan made the move to the EFL and has learnt a lot about the competition and what it will take for it to further develop. It will prove to be a worthy member of the league.

For the first time, the league explored the possibility of female football by running a mini competition post-season for five clubs where each fielded an under 12 team. It proved to be a very positive first step and one that we will seek to quickly expand upon.

The environment in which we play the game today has changed. EFL clubs are constantly working at improving the way they present themselves and the experience they offer their players and supporters. Running a football club requires a willingness to accept a broad range of responsibilities and we are indeed fortunate to have very capable and supportive committees at club level.

The volunteer base that supports the game was this year more obvious to us than ever before. One of the most enjoyable tasks that we undertook in our 50th year was to recognize the significant contributions of individuals who have provided their support to the game.

It was stimulating to meet a number of the people who have been so instrumental in making EFL clubs what they are today.

This year, EFL clubs have been recognized for their efforts at the National Drug and Alcohol Awards in Sydney, where the league took out an award for creating healthier sporting environments. In July, the Victoria Police Blue Ribbon Foundation awarded the EFL the Frank Green Award for its commitment and proactive investments towards community football and encouragement of the highest standards among junior teams. It is pleasing and significant that these efforts are being recognized by other organisations.




At the end of last year, we received funding commitments to help us improve the facilities at Bayswater Oval for spectators and further establish its credentials as the premier ground in Melbourne's eastern suburbs. The Bayswater Football Club works hard with the EFL to ensure that the venue presentation is the best that it can be and that those attending finals are well accommodated. Sport and Recreation Victoria, AFL Victoria and Knox Council have each contributed funds to the new developments which we can confirm will be completed by the beginning of the 2012 season, at a total cost of \$580,000. We are most grateful for the support that we have received from these organisations for this work to be undertaken.

In 2011 we extended our involvement with Acacia Learning and Development who have delivered for us a Certificate II in Sport for nearly 500 players aged between 16 and 20 at EFL clubs. The course will better prepare those involved to be important contributors at their sports clubs, to be better prepared for life post-school and to take the first steps towards their professional careers. We are very pleased with what has been achieved in this area and particularly appreciative of the efforts of those involved in the program.

This year we have also taken the EFL to more people by extending our media efforts. Our radio broadcasts continue to entertain and we have made major improvements to our website and social media exposure. It means that more than ever before, we can make sure that more people can actively follow and be a part of our competition.

Our partnerships with our key sponsors continue to grow. Nine News has again been outstanding, not only for the financial contribution that it makes but also for the way it supports so much of what we do. It makes a huge difference to the competition and we do truly thank everyone at Channel Nine for being so committed to making this partnership work so well.

Ferntree Gully Holden and BJS Insurance remained with us and again in 2011 much was achieved from our road safety program through the collaboration with ConnectEast and RoadSafe. The Eastlink EFL RoadSafe program DVD, produced with assistance from Hawthorn FC and Victoria Police, is outstanding and will be actively presented in clubs over the next two years.



We are continuing to help to develop AFL players. Last year another eight EFL players joined AFL lists. We are making an ever increasing contribution to the programs that the Eastern Ranges and Oakleigh Chargers conduct with growing success.

Whilst we don't attract quite the same kudos for umpire development, it has been pleasing that we could add AFL umpires Michael Jennings, Scott McLaren and Chelsea Roffey to support our coaches and encourage our younger umpires. Shane Mason also rejoined us as an umpire coach after spending considerable time

umpiring in the VFL. The umpire support group and staff continues to produce new and exciting umpiring talent and it is with considerable satisfaction that we observe just how far umpiring at the EFL has progressed in a relatively short time.

As 2012 rapidly approaches, we are allowed an opportunity to reflect on the success of 2011 and the great joy that local football continues to bring to so many. It is also a time for us to reflect upon the terribly sad and tragic loss of young Balwyn player Shaun Bergin. The support and condolences expressed so feelingly by members of the EFL community to his family, friends and teammates was a

powerful and heartfelt demonstration of the closeness and spirit that lies within it.

We hope to see the eastern suburbs continue to embrace all of the good and positive things Australian football and this competition has to offer.

Graham Halbish

<CEO



It is near on 50 years since the league then known as the Eastern Districts Football League formed.

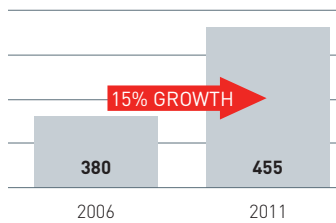
Much has changed but a lot has stayed the same. Today, EFL football continues to provide a lot that is positive for those that play it, to those devoted to running it and to many thousands who simply choose to watch the games.

In the early days, our football league focused most on its senior competition. A club's junior structure was at most an under 18 team. While young footballers were learning much about the game through their school competitions, club life rarely began before the age of 14.

For many EFL clubs today, football starts with an Auskick program that is based on a clinic structure focused on building the foundation skills of kicking, marking and handballing. Families are encouraged to be involved and there are opportunities for both boys and girls to participate.

EFL club football provides varying grades of football for players aged from seven to open age. The league's 48 clubs field a total of 442 teams.

Team Numbers



There is a great sense of community about EFL clubs and it is increasingly apparent that a club's junior pathway provides the most sustainable platform for ongoing development. These are the most formative of years where a real love of the game is established and young people learn not only the finer points of the game but of the lifetime values that sporting environments provide.

The EFL has built its reputation on the strength of its clubs.

Whilst those who play the game provide the most obvious entertainment, our real heroes continue to be the club officials. Volunteer roles are more complex than ever as governments regulate much more stringently on matters of compliance that once were treated as matter of fact. Tax, health, occupational health and safety requirements all bring their particular challenges. Clubs too are themselves extending the base requirements on match day. There are physiotherapists, panels of coaches, more trainers, more water boys, merchandise sales, canteens and bars to run. Players now arrive in uniforms, games are filmed and every club has a web site to maintain. So many of these tasks are new or have been multiplied and, of course, there are the ever-required raffles and fundraising efforts to manage.

Our challenge at the EFL is to help to find ways to reduce the administrative load on club

officials, whilst still maintaining the integrity of the competition and meeting the expectations of those involved. The most significant improvements in an administrative sense are driven by technology, advances in communications and in particular, the Internet. SportingPulse has partnered the EFL for some years in the development of systems that have driven major operational change. In recent times, these have begun to provide some commercial benefits that can be reinvested to further streamline administrative changes.

The structure of football governance in Victoria changed in 2011.

In 2011, the AFL's desire to drive changes in the governance of Victorian football led to the eventual dismantling of the Football Victoria board. Community football in Victoria moved from having a peak body elected by members to a structure that has those in charge appointed by the AFL. The EFL and its board maintains its autonomy and, with that, the responsibility of managing and funding the game in Melbourne's east. From the changes in governance there have been positives already become apparent. We now have more direct access to the AFL and its decision makers.

There appears to be genuine effort to align the key objectives for the advancement of the game and as our relationships grow, there are real signs that collective outcomes will further improve. Under this structure, the EFL has more input to initiatives being undertaken by the AFL in regard to the development of the game. This is without doubt good for EFL football.

Operationally, the league has been fortunate to maintain a relatively stable staff.

This year however, the EFL's long-term Media Manager Anthony Stanguts accepted an offer to join AFL Victoria. During his time at the EFL, he made a significant impact to the way that the league presents itself. Importantly, he left behind an extremely capable volunteer media team. With every departure, new opportunities emerge and we were fortunate to recruit Lauren Wood to head our media operations. Shaun Kelly was offered a part-time role to manage our radio and commentary teams. It proved to be a strong combination from which we were able to further expand our communications efforts and in particular evolve our social media and web site capabilities. The exposure that this league receives across a broad audience sets it apart from other sports at a community level and continues to enhance the positive light in which this league is viewed.

We enhanced our operational capabilities through the purchase of a utility that was supplied by our major sponsor, Ferntree Gully Holden. The acquisition of a replacement caravan now provides us with new outside broadcast capabilities and also doubles as an external office at major events such as finals matches.

The league has maintained a sound financial position.

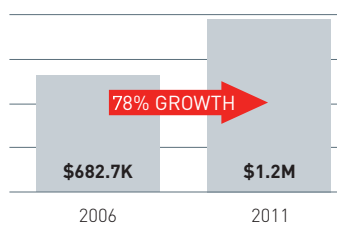
Despite testing economic times, the league has established a sound financial position and has solid net assets. Over the past five years, a 78 per cent increase in net assets has alleviated the likelihood of shortfalls in our cash position off season when revenues are minimal. In 2011, costs have been well controlled and the league's total operating costs remained within 2.5 per cent of the previous financial year.

Previous page: Rob Sharpe.

This page, from left to right: Peter Luttick, Michele Urbano, Mark Freeman.

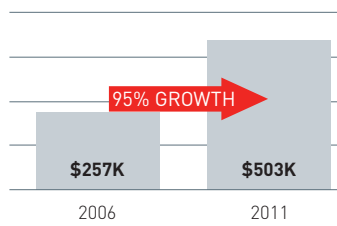


Net Assets



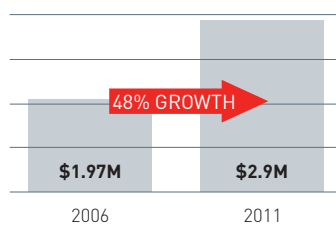
The league's ability to commercialise more of its activities has enabled it to further invest in the development of the competition without creating further financial impost on EFL clubs. The growth in the contribution to total revenue from sponsorship and advertising provides significant justification for the effort to build media activities and strengthening media partnerships.

Sponsorship



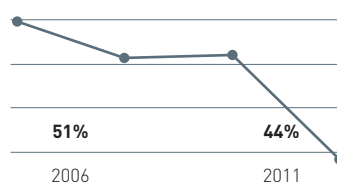
The league's total revenue has grown significantly from less than \$2 million in 2006 to almost \$3 million in 2011.

Total Revenue



A key objective of the league is to cap league fees and charges to clubs and the realisation of this objective is demonstrated in the reduced percentage of total revenue provided by clubs.

Club Contribution to Revenue (%)



There were also opportunities for the league to support clubs financially through the development of programs that generated rebates to club accounts. In 2011, these rebates totaled in excess of \$390,000. This amount is more than double the amount collected from clubs in affiliation and player registration fees.

In 2011, 20 clubs took up the opportunity to host finals

matches to generate revenues that supported their operating costs throughout the season.

The league has continued to react positively to many social issues.

In 2011 the league and clubs supported causes such as the Cancer Council's Call to Arms campaign, developing the role that women can make in sport, the Blue Ribbon Foundation, illicit drug and alcohol management and respect and responsibility. We remain active in the delivery of racial and religious vilification programs and engaging efforts to better involve indigenous and multicultural societies. Through our association with Connect East, Hawthorn Football Club and RoadSafe, we delivered ongoing road safety programs to clubs that was further enhanced through club efforts to embrace the TAC Blood Oath campaign.

We remain acutely aware of the responsibilities that we have as a league to ensure that the everyday risks involved in participating in sport are minimised. We have worked extensively with state and local governments to help to improve ground surfaces, and in 2011 our umpires and

tribunal supported efforts to reduce the risk of injury through tackling that could be deemed to be applied with unreasonable force. There remains a continued effort to this matter and maintaining the ongoing support of clubs, coaches and ultimately players in this regard.

The league purchased four defibrillator units to have on hand at all finals matches last season and approached councils to install defibrillators at each EFL club's primary venue. To date this has received mixed support but Manningham and Maroondah councils have demonstrated genuine enthusiasm towards our request and are already working with clubs in support of our desire to have every EFL club equipped with a defibrillator unit. We are hopeful that other councils will follow in 2012.

The EFL is well positioned for challenges ahead.

Our business plan focuses on five key areas; maintaining financial viability, ensuring that clubs remain sustainable, growing the game, building our brand and creating improved operational efficiencies. In 2011 it was pleasing to note that we have provided strong outcomes against each of these. These results do not occur by chance and I am personally most grateful for the dedication of the team who work at the EFL and their commitment to deliver such positive outcomes. We are well supported by a diligent and competent board that provides a strong sense of direction and level of support.

The Eastern Football League is clearly well positioned to continue to grow the game and for the likely challenges that lie ahead.

Rob Sharpe

<Senior Competition



A mild and at times wet summer, following the wettest winter in years, saw us enter the 2011 season without many of the ground condition issues that had caused headaches for much of the previous five years.

Two new clubs, Silvan and Park Orchards, entered the senior competition in 2011, taking the total number of senior clubs to 45. In their debut matches, Silvan came up against local rival South Belgrave and was defeated by 63 points in front of a big crowd, while Park Orchards' RoadSafe Colts team suffered a heavy loss against Glen Waverley Hawks at Domeney Reserve.

A record 42 teams were entered across the four RoadSafe Colts competitions. The development player program, which began in 2010 and was a factor behind strong RoadSafe Colts numbers, was expanded to allow six under 19 development players per RoadSafe Colts side. In a sign that a lot of players aren't ready for senior football when

under 19, 165 development player permits were approved. In July, the EFL board approved a change to move to an under 17s and 19s competition from 2012 and beyond in a move which is expected to see these high numbers continue on a more regular basis. It is also expected that more players will be retained in the junior competition at under 17 level.

Nunawading unveiled a new jumper and along with Mooroolbark, continued the trend of clubs adopting an alternate jumper for clashes and/or away games.

After observing its introduction in the AFL, the deliberate rushed behind rule was introduced in 2011. Umpires were coached that if under pressure, players could still rush a behind, but the walk-through rushed behind, as highlighted by Joel Bowden in the AFL a number of years ago, is a tactic no football observer accepts is in the spirit of the game. After a number of years of increasing average length of quarters, changes were made to when time-on was added, removing automatic time-on at ball ups and resulting in the average time of quarters in senior football being reduced from 31.5 to 28.5 minutes, with no impact to the integrity of how the game was played.

Fine weather was upon us for much of the senior finals, ensuring large crowds at many games. The exciting end to the division four senior grand final helped erase the memory of rain and hail from earlier in the day. With scores tied at full time between Glen Waverley Hawks and Heathmont, the game went into extra time with many believing the hard road to the grand final may take its toll on Heathmont. The Jets played an inspired extra time period and with a Mick Aitken goal just before the halfway mark of extra time giving them the

lead and the wind for the final five minutes, they were able to hang onto a memorable win. With both sides being promoted to division three for 2012, Glen Waverley Hawks should be extremely proud of how far that the club has come given its position at the bottom of the ladder not so long ago.

Park Orchards capped off a stunning debut season in the EFL by taking out the division four RoadSafe Colts premiership and having star on-baller Liam Buhagiar win the league best and fairest. With a strong junior club behind them, a very capable committee and experienced coach in Peter Nicholson in charge, we look forward to the senior debut of Park Orchards in 2012.

Doncaster upstaged the more fancied and previously undefeated North Ringwood twice during the division three finals to prove their worth for promotion for season 2012. Despite being beaten in the preliminary final, there was some joy for Boronia on Chandler Medal night as star on-baller Dean Grice claimed his third league best and fairest to achieve EFL Legend status.

In division two, Montrose came from fourth spot to book a grand final berth against Lilydale with impressive wins against Bayswater and Rowville. The Demons pushed the Falcons all day and came within six points during the final term, but having been the team to beat all year, Lilydale's class was enough to get it over the line. The Falcons certainly look to be a team ready to perform well in division one in 2012.

After narrowly avoiding relegation in 2010, Knox surprised most EFL observers by making the division one finals for the first time in its history, with much credit going to the game plan of new

coach Jon Knight. Blackburn, Balwyn and Scoresby all looked capable at times, but it was Noble Park, which entered the 2011 season as hot favourite to go back to back, that didn't disappoint. After a 16-2 win loss record during the home and away season, the Bulls came up against 2010 grand final opponents Scoresby twice during the finals and were particularly convincing on grand final day, running out victors by 70 points. Noble Park veteran Peter O'Brien was judged best on ground for his four-goal effort, capping another great finals performance in what has been a stellar career. There was more joy for Noble Park on Chandler Medal night, with Craig Anderson and young star Kyle Martin making it a Bulls quinella; the skipper Anderson capping a great season by winning his second Chandler Medal.

The strength of the EFL is again the army of volunteers at our clubs keeping football in the east well and truly alive. While it is the players that often get the accolades, it is the tireless efforts of those off the field that keeps our clubs, and in turn our league, prospering.

Senior Seasonal Statistics

- < 139 teams
- < 3,475 players participated
- < 1,223 games played
- < 5,101 umpire appointments

Phil Murton

This page: Phil Murton.

Following page from top left down: Park Orchards capped a stellar first season, collecting the division four RoadSafe Colts premiership; Peter O'Brien received the Cliff Tompkins Medal and Blue Ribbon Medal as best on ground in the division one grand final; Glen Waverley Hawks gather before extra time begins in the division four grand final; Nunawading unveiled a new clash strip this year.

Main photo: Silvan was welcomed to the division four competition this year.



<Junior Competition



In season 2011 the junior competition welcomed new junior clubs Lysterfield and Nunawading, growing the total teams to a record 303.

Expansion of the under 8 division to 13 teams resulted in a second venue (North) opening at Quambee Reserve.

North Ringwood staffed the ground and with Eastern Lions continuing at Lewis Road (South), this non-competitive age group has the potential to expand further in coming seasons.

The competitive age divisions (11-16) grew to four divisions resulting in a more balanced spread of teams and allowing another 30 teams the thrill of competing in finals, many for the first time.

In excess of 100 girls representing five clubs (Chirnside Park, East Burwood, Ferntree Gully, Kew and Nunawading) competed in the inaugural girlsEFL competition. A five week season for girls aged 9-11 hosted by Nunawading Football Club proved very successful and may become a permanent fixture on the EFL calendar.

The Commonwealth Bank Lightning Premiership was hosted by Kilsyth Football Club at Pinks Reserve. Forty teams entered on both days with a

revised fixture resulting in winners across all four divisions.

Congratulations to the under 9 premiers Bayswater, East Ringwood, Ferntree Gully Eagles, Glen Waverley Rovers White, Mooroolbark, Rowville Gold and Vermont Purple. The best conducted club on that day was North Ringwood.

In the under 10 section East Burwood, Glen Waverley Rovers, Kilsyth, Knox, Mooroolbark Gold, North Ringwood Black and The Basin were successful with Rowville Gold being adjudged the best conducted club.

Thirty-seven junior clubs attended Ringwood Football Club on July 6th for the third annual Almost Little Legends Clinic, as sponsored by Channel Nine. Nine News representatives were joined by Channel Nine personalities from The Footy Show, Hawthorn Football Club players and EFL interleague representatives in conducting the clinic.

The EFL under 15 division two interleague squad played an exhibition game against Yarra Juniors Football League at Etihad Stadium on March 4. The match was a curtain raiser to the NAB Cup semi-final between Essendon and St Kilda.

The 26 players and three EFL umpires selected were very excited to be given the opportunity to display their skills on one of the AFL's premier grounds.

The EFL entered four teams in the Victorian Metropolitan Junior Championships which were conducted across Melbourne in June and culminated in a finals series at Casey Fields Cranbourne.

The under 14 division one team defeated Moorabbin Saints JFL and Northern FL but was defeated by Essendon District FL. The Most Valuable Player trophy was awarded to Aaron Fenton of the North Ringwood Football Club.



Previous page, from top L to R: Rod Cordwell; The Commonwealth Bank under 9 Lightning Premiership was enjoyed by hundreds at Pinks Reserve in Kilsyth; The EFL launched a five-week competition for under 12 girls in August; Junior Committee Chairman Leon Bailey; The Nine News Junior Interleague teams performed admirably; Marilyn Hoggett; Ian Singleton; Colleen Lockhart; Bernie Fewster; Heather Leslie; Mark Pascoe; Channel Nine's Shane Crawford was a fan favourite at the Almost Little Legends Clinic; Lysterfield impressed with a premiership in its first season in the EFL.

The under 14 division two team defeated South East Juniors, Western Region FL and Essendon District FL en route to another grand final victory over the Yarra Junior FL; the third consecutive premiership obtained in this division. The Most Valuable Player trophy went to Ryan Evans from Montrose Football Club.

The under 15 division one team was defeated by Moorabbin Saints JFL before winning its matches against Northern FL and Essendon District FL. The Most Valuable Player trophy was awarded to Liam Kinsella from the Waverley Blues Football Club.

The under 15 division two team defeated South East Juniors, Western Region and Moorabbin Saints JFL but was narrowly defeated by Yarra JFL in the grand final. The recipient of the Most Valuable Player trophy was Alfred Oppy of the East Burwood Football Club.

Appreciation is extended to Nine News Junior Interleague Squad coaches:

- < **Under 14 (1)**
Gary Monopoli and Greg Donald
- < **Under 14 (2)**
Mark Pascoe and Rick Castricum
- < **Under 15 (1)**
Tom Humphrey and Jason Neal

- < **Under 15 (2)**
Wayne Judge and Ian Devlin
- < Eastern Ranges for the use of Kilsyth Recreational Reserve for training purposes.
- < Knox Football Club for hosting the 2011 jumper presentation evening.
- < Mitcham Football Club and Noble Park Football Club for hosting interleague fixtures.
- < Nine News, sponsors of the Nine News Junior Interleague Squads.

The inclusion of a fourth division in all competitive divisions resulted in 33 clubs contesting the 24 premierships on offer.

Sixteen clubs shared the premierships with Blackburn, East Ringwood, Montrose, Norwood, Rowville and Upper Ferntree Gully being multiple winners.

Congratulations to all divisional premiers and thank you to the 15 clubs who hosted the junior finals.

The Karralyka Centre was the venue for the 2011 Junior Presentation Night. Premiership flags were distributed to successful teams. League best and fairest winners received medals with runners up, umpires and interleague representatives receiving trophies.

Junior Field Umpire Coach Phil Hermann was acknowledged for 10 years of service to the EFL.

The Gordon Parker Best Conducted Club Award was presented to Mooroolbark Junior Football Club and was accepted by club president Colin Reymont. Mooroolbark has grown steadily over the past decade from six teams in 2001 to 11 teams in 2011. The resurgence within the club has been generated by a series of hard working committees working closely with the senior club. It is no coincidence that the growth in the junior club has coincided with the senior club's rise to division two.

In recent years the junior club has assisted the league in running junior finals and in 2011 has successfully hosted a full four-week set of finals.

Junior Seasonal Statistics

- < **35 clubs entered 303 teams**
- < **Average teams per club: 8.7**
- < **7,575 players participated**
- < **2,330 games played**
- < **3,824 umpire appointments**

Rod Cordwell



<Media

This page: Lauren Wood.

Following page, top: The EFL media team in full match day swing on 98.1 Radio Eastern FM.
Bottom from L: Ben Waterworth was rewarded for his talent and service with the Clinton Grybas Media Award; The Eastern Footballer remained a favourite amongst the EFL community in 2011; the EFL expanded its online media operations with social networking and a YouTube channel.



This year was one of significant growth for the EFL across the media landscape.

While the league continued in its existing efforts in radio, print and online, these were enhanced to allow for a more content-rich experience for fans of EFL football.

Digital media became a focus for the league, and a new website was launched in May with thanks to SportingPulse. The new design allowed for more home page content and direct links to the league's new social media tools and YouTube channel. Statistics gathered throughout 2011 indicate that the EFL website this season held itself steadily within the top ten sports sites in Australia in terms of unique browsers, and within the top 20 sports sites in the country for page views; clearly an indication of the league's popularity and interest.

The league became active on Facebook and Twitter; two particular tools that were embraced by the EFL community and allowed for direct communication and sharing of EFL news with fans. Live scores from all senior matches were also 'tweeted' each quarter on Saturdays, giving followers

live updates throughout the afternoon's matches. Fans continue to engage within these social networks as they continue to grow.

The EFL launched its own YouTube channel in June, which gives direct and free access to EFL video content. This included the newly-created weekly program, EFL TV, produced with thanks to 1116SEN and Daniel Harford. The program featured EFL news, football operations and umpiring matters and a match preview segment every week that was available to view online on Thursdays. The show featured special guests and competitions and was well received by the EFL community.

The channel also provided the opportunity for senior finals matches to be video streamed live with thanks to SportingPulse and Sportsvision. The matches are stored and can be viewed at any time, with this year's division one grand final between Noble Park and Scoresby breaking EFL video records with more than 53,000 views after match day. Chandler Medal Night in October was also video streamed live, allowing fans and even award recipients to watch the evening at home.

The YouTube channel can also be accessed via another new addition to the EFL's media capabilities, a mobile web application. The mobile web application, created by SportingPulse and powered by SportingPulse Mobile, gives smartphone users direct access to EFL news, fixtures, results, ladders and social networking tools including live Twitter feeds, Facebook updates and the EFL Forum.

Overseen by Shaun Kelly and with thanks to The Loft Productions, the EFL media team had the ability to broadcast live from the

league's new caravan on 98.1FM Radio Eastern and streamed online via the EFL website; an initiative that has been embraced by EFL fans across the globe in recent years.

The league's eight hours of live radio continued in 2011. The Huddle, produced by Ben Warren-Smith, Ben Waterworth, Peter Baird, Dyson Baker and Will Taylor was able to broaden its wings once again with two outside broadcasts; one show from sponsor Hog's Breath Café at Knox Ozone and the other a two-hour grand final edition from EFL House. The grand final show once again featured the live Hamburger Hunt cook-off which in 2011 was supported by BBQs R Us Mitcham with a magnificent barbecue prize for eventual winners Wantirna South Football Club. The light-hearted look at EFL football that The Huddle once again provided in 2011 gave the league's media coverage great scope and appealed to a wide range of EFL followers.

Match day coverage once again continued in 2011 with the much valued support of clubs and advertisers. The EFL caravan has been set up to accommodate a new broadcast system and wireless capabilities that will be utilised in coming years. EFL Sunday continued in its 10am timeslot and provided listeners with a comprehensive review of the weekend's football each Sunday morning.

The league continued its regular segment on 1116SEN on Thursday evenings, with Shaun Kelly joining Mark Fine and Paul Daffey as part of 'The Bush and the 'Burbs'. The program provided a comprehensive preview of EFL matches each week and allowed for wider exposure of our competition.

Over 2,000 copies of the EFL's 64-page print publication, The Eastern Footballer, were produced each week with thanks to Cyan Press, featuring more colour pages, photos and regular columns. Boundary Banter was again a hit from Ben Waterworth and Ben Warren-Smith, while Frosty's EFL Thermometer, penned by media volunteer Peter Baird proved to be a popular read. Let's Talk About Stats from Will Taylor in conjunction with The Stats Bench by Noel McPhee provided a comprehensive look at EFL statistics for the stats gurus among the community. In celebration of the EFL's 50th year, The Eastern Footballer also featured profiles of recipients of the service to the game award. The football record, available at all senior matches and uploaded to the EFL website on a weekly basis, has become a staple of local football and is continually adapted, featuring timely segments and features.

The Clinton Grybas Media Award recognises a valued contributor to the EFL media team, as voted for by their peers. The award highlights dedication to the media team, improvement during the year, contribution and input. Throughout 2011, Ben Waterworth continued to impress both his media teammates and 98.1FM Radio Eastern listeners with his commentary ability, culminating in an 1116SEN competition victory that saw him commentate one quarter of an AFL match in Round 22 live on 1116SEN. Sincere congratulations must go to Ben who polled strongly amongst his peers to be rewarded with the Clinton Grybas Media Award on Chandler Medal Night.



The breadth and professionalism shown by our media team has allowed us to build a loyal group of advertisers who must be thanked for their commitment and financial support. Advanced Brake and Clutch, Hog's Breath Café Knox Ozone, Narellan Pools, Eastern Indoor Sport Centre, Eastern Ranges, Vibromania, First Aid @ Events, EAL & AW Transport Group, Noble Park Social Club and Hotel Shoppingtown are thanked for their contributions and support of EFL football.

A very big thank you goes to Shaun Kelly for his many years of service to the EFL media team and we wish him well in his new endeavour with Queensland Cricket.

Of course, as the EFL's media coverage continues to grow, so too must the media team that sustains it with their friendship, support and commitment. Very big thanks goes to Peter Baird, Dyson Baker, John Brown, Nick Brown, Grant Campbell, Daniel Cencic, Brett Davidson, Scott Dimitriou, Arthur Hall, Brad Henderson,

Barry Kotze, Rachel Lindley, Geoff Manolitsa, Peter McArthur, Noel McPhee, Tom Miles, Hayden Spurrell, Will Taylor, Ben Waterworth, Damian Watson, Ben Warren-Smith, Sean Woodward and the Sportsvision team. Thank you for so warmly welcoming me to the EFL media team in 2011. I look forward to working with you all and the league's wonderfully supportive clubs in 2012 and beyond.

Lauren Wood



<Umpiring



The 2011 season saw the continued growth and development of the EFL umpiring group.

In round one this season, the average age of division one field umpires was 22 years of age. Looking back just two years ago to 2009, the round one average age of division one field umpires was 35 years of age. This 13 year difference is due to many factors such as the development programs that have been implemented, along with a

strong focus on coaching. Some 27 field umpires umpired division one football this season with the following age breakdown:

18 yrs – 21 yrs	>	11 umpires
22 yrs – 25 yrs	>	6 umpires
26 yrs – 30 yrs	>	4 umpires
31 yrs – 35 yrs	>	2 umpires
36 yrs – 40 yrs	>	2 umpires
41yrs +	>	2 umpires

These numbers hold the umpiring group in good stead for the coming years. Our core senior field umpires continue to umpire to a high standard and complement the younger umpires coming through the senior ranks extremely well.

The EFL Umpiring Academy has commenced for the third summer. This year sees 11 field umpires from the EFL, three from South East Juniors Football League and three from Yarra Juniors Football League involved. The umpires will get specialist coaching from running coaches, leadership trainers, physiotherapists and dieticians. AFL field umpire Michael Jennings will again be the academy ambassador moving into 2012.

This year, the EFL sent two field umpires to umpire a match in the AFL Townsville League. This is a fantastic initiative which greatly assists in the umpires' development as it provides a different environment to umpire in. We also sent a field, boundary and goal umpire to officiate for one round in the Goulburn Valley Football League.

Five-time AFL grand final umpire Scott McLaren mentored 16 young up and coming field umpires in the EFL Rookie Squad in 2011. Scott held various sessions during the season including match management, goal setting and effective communication.

Twenty-five female umpires officiated in the EFL this season. One of the highlights was the Queen's Birthday division one reserves match between Noble Park and Balwyn that was officiated by an all-female crew. This displays how far female umpiring has come and will continue to grow in the future. AFL goal umpire Chelsea Roffey this year agreed to be the EFL Goal Umpiring Ambassador, with the

EFL continually investigating new methods to increase the number of female umpires taking the field.

This season, I again had fantastic support from the all of the umpire coaches and support staff that provided the umpires with constructive coaching and a positive environment to develop.

Congratulations to Matthew Piper for receiving the Golden Whistle award and Dan Beard, Patrick Dineen and David Wallace on being named umpires of the year in their respective disciplines. We have also nominated three field, three boundary and two goal umpires to undergo a VFL trial this summer.

Season 2011 saw the EFL umpiring group continue to develop, taking huge steps forward which I am confident will continue into season 2012.

Cameron Nash

<Trainers

Previous page, from top L to R: The umpires take to the field in the division one senior grand final at Bayswater Oval; Club trainers are now equipped with distinct identification bibs thanks to LifeCare Croydon; Cameron Nash.

Our year always begins in November with CPR training, reaccreditation, first aid and level one sports first aid training.

This year, the EFL and EFL Trainers' Association put 303 new trainers through most of these courses.

I know that all of the clubs appreciate the time and effort these trainers go to in order to keep their accreditation up to date.

Many thanks to Sports Medicine Australia and LifeCare Croydon for their staff who so ably supported our trainers' courses. Thank you to the EFL and staff who have provided significant support throughout the year.

We are now one of the biggest and best trainers' associations in the state, so to all of the clubs and trainers who supported us, I would like to say thank you. To be a member of our Association costs \$15 for

senior trainers and \$5 for junior trainers. All trainers receive caps and gate passes. Membership numbers remained constant in 2011, with 170 registered members.

In July, the league, in conjunction with Channel Nine, held the third annual Almost Little Legends Clinic at Ringwood which was again well attended by budding footballers happily having a kick with their heroes. As an Association we wish to thank all of the trainers who assisted on that day as first aid staff. I would also like to thank our members who acted as first aid staff at the senior finals venues this year.

Congratulations to Tanya Cruickshank from Lilydale Football Club and Jeff Henderson from Montrose Football Club who were awarded Life Membership of our association for their long term service to their clubs and our Association.

The Club Warehouse Trainer of the Year Award was presented to Peter Axton from Surrey Park Football Club. For the first

time we introduced a Junior Trainer of the Year which was awarded to Neil Carboon from Croydon Junior Football Club. Congratulations to both of these men on their achievements.

Thanks also must go to our sponsors, Club Warehouse, Elastoplast, Sports Medicine Australia and LifeCare Croydon who have been very supportive of our Association.

LifeCare provided the trainers' bibs to the league; an initiative that resulted in our trainers looking very professional on match days.

Finally, I would like to thank my Committee for their commitment and support throughout 2011. To see the Association still growing as it has done again this year gives more evidence that we are on the right track to continue to develop and prosper.

Graeme Cocking

<Tribunal

The independent tribunal plays an important role in helping establish boundaries on the behavioral standards by which the league is judged.

The spirit in which matches in the EFL were played during season 2011 was again generally of a high standard and continues to improve each year. With the high number of participants each weekend in EFL football, there are always going to be some that unfortunately transgress. Across umpiring, the tribunal and investigations, we believe there are the appropriate channels in place to ensure there are consequences for people's actions that are outside the rules.

In total, 131 reports were laid in 2011, a figure down on the 173 reports in 2010 and the three-year average of 153 per season. With 3,553 games played throughout the course of the season, this represented one report for every 27 games that were played. Striking (49 per cent) and abusive language (19 per cent) continue to be the most frequent reports.

In all, 53 per cent of all players reported accepted set penalties, with 61 cases heard before the tribunal. A total of 244 weeks of suspension were given for reportable offences committed.

With all games in division one and finals in all divisions filmed by the league, the use of video evidence at the tribunal is increasing and assists all in ensuring the correct outcome is made.

In addition to reportable offences, the league again maintained records of individuals and teams who received yellow or red cards from umpires during games. While overall numbers were similar to 2010, it was pleasing that the number of sanctions issued to clubs for players who received three or more yellow cards during the season or teams who accumulated 10 or more cards during the season reduced again in 2011 when compared with 2010 and 2009. While one card is one too many, since the introduction of this reporting and fines to clubs, the efforts by clubs to identify and counsel repeat offenders has been significant.

Clubs continue to be warned in regards to melees, and sanctions have been issued to teams that are repeat offenders.

This is an area that will be further scrutinized in 2012 as melees are a time where significant issues that are often difficult to manage can arise due to the large numbers of people involved.

The league conducted a number of investigations into incidents referred to it by clubs, continuing to highlight the reluctance of players and clubs alike to accept inappropriate behavior. Again the league was fortunate to utilize the services of experienced and well-credentialed investigation officers who carried out this difficult task in a professional manner. Many thanks go to Roger Schranz, Kevin Barrie and Tim Cron for the role they performed throughout the season.

The independent tribunal welcomed Wal Constable as a new member and we look forward to his continued involvement over the coming seasons. Terry Lewis returned after a year off and Michael Rodriguez assumed the position of Chairman for the first time. The independent tribunal continues to play an important role in the EFL and the efforts of those involved to help maintain the reputation of our league are very much appreciated.

Season 2011 >

November 2010

The EFL Annual General Meeting is held at the Karralyka Centre in East Ringwood. Graham Halbish is returned as chairman of the board and Peter Bailey replaces Bruce Peak as deputy chairman. No other changes to the board are made.

The AFL National Draft sees four EFL players selected to AFL lists; Kieran Harper (Lilydale to North Melbourne), Ryan Lester (Glen Waverley Rovers to Brisbane), Aaron Young (Wantirna South to Port Adelaide) and Paul Seedsman (Rowville to Collingwood).

Former AFL field umpire Scott McLaren joins the EFL as a mentor to young umpires following a 365-game career that saw him officiate five AFL grand finals. After a highly-credentialed VFL umpiring career, Shane Mason joins the EFL umpiring department as a coach to the field umpires.

December

Five EFL players are selected to join AFL clubs in the 2010 AFL Rookie Draft; Brad Harvey (Eastern Lions to Brisbane), Max Otten (Donvale to Sydney), Cameron Pedersen (Mooroolbark to North Melbourne), Aaron Mullett (Vermont to North Melbourne) and Thomas Schneider (Blackburn to Hawthorn).

The 2011 senior fixtures are released, with Park Orchards set to join the division four RoadSafe Colts competition and Silvan entering all three senior grades.

Senior presidents meet to both review the 2010 season and discuss the 2011 season, with rule changes and possible shift to under 19 competition on the agenda.

January 2011

EFL Media Manager Anthony Stanguts takes a communications role with AFL Victoria, with long-time EFL media team volunteer Shaun Kelly appointed as EFL Radio and Video Manager.

Trainer, umpire and coach accreditation courses are all conducted.

February

The official transfer window opens for all clubs across Australia.

Warrandyte mourns the loss of senior coach Neale Carroll who passed away aged 48 after a decorated playing and coaching career in the Northern Football League. He had just been appointed to the Bloods' senior coaching position.

The group formerly known as the Ladies of the East officially becomes the Women of the EFL.

Lauren Wood is appointed as the EFL's new Media Manager.

March

Acacia Learning and Development joins the EFL as a major sponsor, and will work with the league to facilitate over 500 RoadSafe Colts players and umpires through a Certificate II in Sport course.

The EFL's 2010 under 15 representative team plays an AFL NAB Cup curtain raiser match against Yarra Juniors Football League at Etihad Stadium.

Silvan mourns the loss of 22 year old player Vincent "Vinnie" Bonnano, who passes away during a club practice match.

Former EFL players Ryan Lester, Lukas Markovic and Cameron Pedersen all make their AFL debut for their respective clubs.

Warrandyte loses a club stalwart in James Logan; long time club secretary, premierships player and life member following a long battle with cancer.

The EFL establishes a partnership with the Hawthorn Football Club which will see Hawthorn players participate in and support several community programs with the EFL throughout the region.

Three EFL umpires, Nick Finch (field), Corey Brown (boundary) and Simon Plumridge (goal) are selected to the VFL panel.

Rule changes for the 2011 season are announced. The deliberate rushed behind rule and advantage rules as adopted by the AFL are introduced, along with an alteration to the time on rule.

The EFL 2011 Season Launch is held at Ferntree Gully Holden; the first official function of the EFL's 50th year celebrations.

The evening features Channel Nine sports reporter Tony Jones as host and allows sponsors, club presidents, coaches and captains to come together and mark the beginning of the new season. The 50th year service to the game award is launched, with Les Ferguson and Frank Bibby the first to be recognised for their dedication to EFL football.

The EFL launches new social media tools, with a Facebook page and Twitter account receiving overwhelming support from the EFL community.

The EFL senior coaches' forum is again staged, this year at Hawthorn Football Club. A number of new coaches are introduced and allowed the opportunity to hear from Hawthorn assistant coaches David Flood and Ross Smith, along with updates on EFL umpiring and rules for the season.

April

New apparel sponsor SmashGear supplies all umpires with new pre and post-match clothing.

LifeCare Croydon becomes the sponsor of all trainer bibs that must now be worn by all club trainers on match days. The LifeCare Croydon logo adorns the bibs, making the trainers clearly visible and identifiable on the ground.

The EFL season begins, with the first radio game of the year seeing the EFL's new caravan head to Silvan for the Cats' first senior match against South Belgrave.

The junior season begins, with Lysterfield Junior Football Club entering the competition as a brand new club. The 2011 junior competition sees 303 teams competing across 32 divisions.

The EFL's weekly Wednesday night radio show 'The Huddle' returns to the airwaves of 98.1 Radio Eastern FM.



This page, clockwise from top: Noble Park comes out ready and raring to take on Scoresby; The Bulls celebrate a back to back premiership victory over the Magpies; Noble Park players enjoy "showing them how" in the centre of Bayswater Oval following the win; a pack flies before a sun-drenched crowd at Bayswater.



Season 2011 >

Following page, from L to R: Ryan Wilson created a magnificent mural for EFL House which displays every EFL club's mascot within the league's logo; Coaches were encouraged to "press the flesh" with umpires during May's 'Thanks Ump' round.

A blockbuster Easter/ANZAC Day weekend sees Lilydale take on Montrose in a local derby.

Mooroolback replaces coach Bernie Ryan with Brett Fisher after just two rounds.

The final Nine News Junior Interleague squads are announced, with two under 14 and two under 15 teams to be selected.

May

The Women of the EFL hold their first function for the year at Heathmont Football Club, with AFL commissioner Justice Linda Dessau a special guest.

Phase two of the Eastlink EFL RoadSafe program begins production, with a 15-minute DVD component filmed at Waverley Park. The DVD features ConnectEast CEO Dennis Cliche, EFL Football Operations Manager Phil Murton, Hawthorn players Liam Shiels, Cyril Rioli, Stephen Gilham, Kyle Cheney and Jordan Williams and Victoria Police Deputy Commissioner Kieran Walshe.

The under 9 and under 10 Commonwealth Bank Lightning Premierhips are staged at Pinks Reserve in Kilsyth. Hawthorn Football Club players, including former Blackburn junior Thomas Schneider, umpire matches and oversee handball competitions. Thanks to Commonwealth Bank, Collingwood premiership players Tyson Goldsack and Travis Cloke are also in attendance.

'Thanks Ump' round is recognised, with coaches encouraged to "press the flesh" with umpires before and after each match.

The 2011 Youth Development Program begins in conjunction with Acacia Learning and Development.

A new look EFL website is launched, with a complete re-design allowing for more photos, video content and social media access.

June

The EFL Nine News Junior Interleague teams compete in the Victorian Metropolitan Championships.

The EFL YouTube channel is launched and weekly production of EFL TV begins. The show is hosted by 1116SEN's Daniel Harford and features a look at all things EFL; news, operations and match previews. The YouTube channel also features on the homepage of the EFL website and allows for direct access to video packages and live match streaming.

The Call to Arms weekend is recognised, with clubs wearing yellow arm bands and selling merchandise to raise money for the Cancer Council for mens cancer research.

The EFL receives national recognition for its leadership in providing and maintaining healthy and safe clubs by winning the award for Excellence in Creating Healthy Sporting Communities at the National Drug and Alcohol Awards in Sydney.

Noble Park hosts Balwyn in the Queen's Birthday weekend clash which coincides both with 'Round 9' and Womens' Round, with the match day luncheon hosted by Channel Nine's Tony Jones. The reserves match is umpired by an entirely female officiating group, who are addressed by the EFL's latest addition, AFL goal umpire and EFL Goal Umpiring Ambassador Chelsea Roffey.

July

The TAC launches the 'Blood Oath' campaign that is heavily supported by EFL clubs. Clubs register and 'take the oath' to protect their mates on the roads. EFL clubs made up just nine per cent of the total clubs registered in Australia but an impressive 16 per cent of the oaths taken.

The Almost Little Legends Clinic, supported by Channel Nine, is staged at Ringwood Football Club and supported by the Nine News team, The Footy Show, Kids' WB and Hawthorn Football Club, with more than 900 children participating in the clinic and activities.

The Nine News Junior Interleague teams compete in the Victorian Metropolitan Junior Championships at Casey Fields, with the under 14 division two and under 15 division two teams making their respective divisions' grand final.

The EFL under 14 division two team wins the overall competition.

The league is recognised for its contributions to the Blue Ribbon Foundation, announced as the recipient of the 2011 Frank Green Memorial Award. The award, presented by Victoria Police, is presented for the league's committed and proactive investments it makes to community football and junior participation.

The EFL mobile web application is launched, allowing smart phone users to access EFL news, results, ladders, the EFL forum and social media on the go. The mobile web application is free to download to smartphones and is met with an overwhelmingly supportive response.

The Women of the EFL hold their final function of the year at Norwood Football Club, featuring guest speakers Shirley Reeder (life juggler) and Channel Nine news reporter Chloe Bugelly.

The EFL board announces that the league will move to an under 17/under 19 competition structure rather than the existing under 16/under 18 RoadSafe Colts competition.

The league launches 'girlsEFL' with a non-competitive, five-team mini-competition to run over five weeks. The competition is supported by teams from Ferntree Gully Eagles, Chirnside Park, Nunawading, East Burwood and Kew.

The 2011 junior finals series begins, with matches scheduled over 18 ground locations.

Nine News profiles the Eastlink EFL RoadSafe program with a feature story relating to its production and presentation to clubs.

August

Twenty-four junior grand finals are contested with some 16 clubs sharing the respective premierships across eight venues.

The venues for the senior finals are announced, with Bayswater, Ringwood, East Burwood, Mitcham and Boronia set to host finals across five weeks.

The senior finals series begins.



September

Junior presentation night is held at the Karralyka Centre in East Ringwood, with 24 best and fairest players recognised amongst other awards. The first 'D' division best and fairest awards and premierships flags are presented before a gathering of more than 450 people. Mooroolbark Football Club is rewarded with the Gordon Parker Best Conducted Club Award. Channel Nine sports reporter Corey Norris is also on hand to present the Nine News Junior Development Squad awards.

Graduation functions are held to recognise the achievements of both the Youth Development Program Certificate II in Sport and Certificate III in Sport courses. Former Hawthorn player and Channel Nine personality Dermott Brereton joins the Youth Development Program graduates at Box Hill Football Club to speak about the challenges young people face and the opportunities that football provides.

All four 1116SEN teams of the year squads are announced, with the EFL community offered the chance to pick their team of the year for each division.

The EFL Umpires' Association hosts the grand final appointments night at the Karralyka Centre in East Ringwood. The evening takes a new format and is hosted by umpire Tim Phillips. It features entertainment from the Music Men, while the best umpires are recognised for their achievements.

North Ringwood is defeated by Doncaster in the division three grand final at Walker Park in Mitcham, advancing the Sharks to division two for 2012.

In division two, Lilydale defeats Montrose

in the grand final at East Burwood to be promoted back to division one.

The division four grand final is a nail-biter, with scores between Heathmont and Glen Waverley Hawks deadlocked after normal time. An extra five minutes of play at each end sees Heathmont prevail by just seven points. Both teams are promoted to division three for 2012, with Park Orchards set to enter the senior competition.

In its first year as a senior club and in the EFL, Park Orchards makes history, winning the division four RoadSafe Colts premiership at Boronia.

Division one grand final day is met by spectacular weather and a strong crowd, with Noble Park defeating Scoresby by 70 points in a back to back premiership win. The grand final day luncheon is well attended by members of parliament, sponsors and club presidents, supported by Channel Nine and features Tony Jones as host. The Channel Nine helicopter delivers the match ball and premiership cup in the trusted hands of Nine News reader Peter Hitchener to Bayswater Oval.

The EFL grand finals again support the Blue Ribbon Foundation, with \$2 from all gate entry fees donated to the Foundation.

The league presents a cheque to the Foundation at the end of the series to the value of \$26,273.

Balwyn Football Club player Shaun Bergin passes away in hospital, leaving a club, league and community deeply saddened.

October

Chandler Medal night is held at 1330 in Scoresby, featuring comedian Des Dowling as MC and entertainment from Greg Champion. All 13 divisions' best and fairest award winners are presented, along with a number of other special awards including the BJS Champion Club, All Trophies leading goalkickers, All Trophies Achiever of the Year and the Clinton Grybas Media Award. Dean Grice (Boronia) collects his third league best and fairest medal and becomes an EFL legend. The evening is also video streamed live via the internet.

Invitations for the 2012 under 14 Nine News development squads are sent to selected players.

The coaching merry-go-round begins to turn, with Balwyn (Daniel Donati), Blackburn (Peter Banfield), East Ringwood (Bernie Dinneen), Scoresby (Scott Whyte), Vermont (Kris Barlow), Bayswater (Neil Winterton), Doncaster East (Paris Harvie), Mulgrave (Ryan James), Doncaster (Andrew Tranquilli), Eastern Lions (Mike Van Den Broek), Ferntree Gully (Bernie Ryan), Forest Hill (Brett Shalders), Nunawading (Frank Salantrini) all appointing their respective senior coaches.

The EFL Umpiring Academy begins for the 2011/2012 summer. AFL field umpire Michael Jennings is the academy's ambassador once again.



This page, from top L to R: Lilydale's Marcus Hottes celebrates a goal; Montrose's Adam Bonsak kicked two goals to be among the Demons' best; The Falcons celebrate the win and promotion back to division one; Nathan O'Keefe kicked seven goals to be named best afield.

Nine News Development Squads >



Under 15 – Division One



Under 15 – Division Two

Under 15 – Division One

Round One	Eastern Football League	5.13.43	def by	Moorabbin Saints Junior Football League	7.15.57
Round Two	Eastern Football League	16.19.115	def	Northern Football League	7.15.57
Round Three	Eastern Football League	11.7.73	def	Essendon District Football League	7.7.49

Most Valuable Player: Liam Kinsella – Waverley Blues

Under 15 – Division Two

Round One	Eastern Football League	11.11.77	def	South-East Juniors	3.4.22
Round Two	Eastern Football League	12.17.89	def	Western Region Football League	7.2.44
Round Three	Eastern Football League	15.14.104	def	Moorabbin Saints Junior Football League	11.2.68
Grand Final	Eastern Football League	6.11.47	def by	Yarra Junior Football League	8.7.55

Most Valuable Player: Alfred Oppy – East Burwood



Under 14 – Division One



Under 14 – Division Two

Under 14 – Division One

Round One	Eastern Football League	15.10.100	def	Moorabbin Saints Junior Football League	7.9.51
Round Two	Eastern Football League	18.12.120	def	Northern Football League	10.4.64
Round Three	Eastern Football League	8.3.51	def by	Essendon District Football League	17.11.113

Most Valuable Player: Aaron Fenton – North Ringwood

Under 14 – Division Two

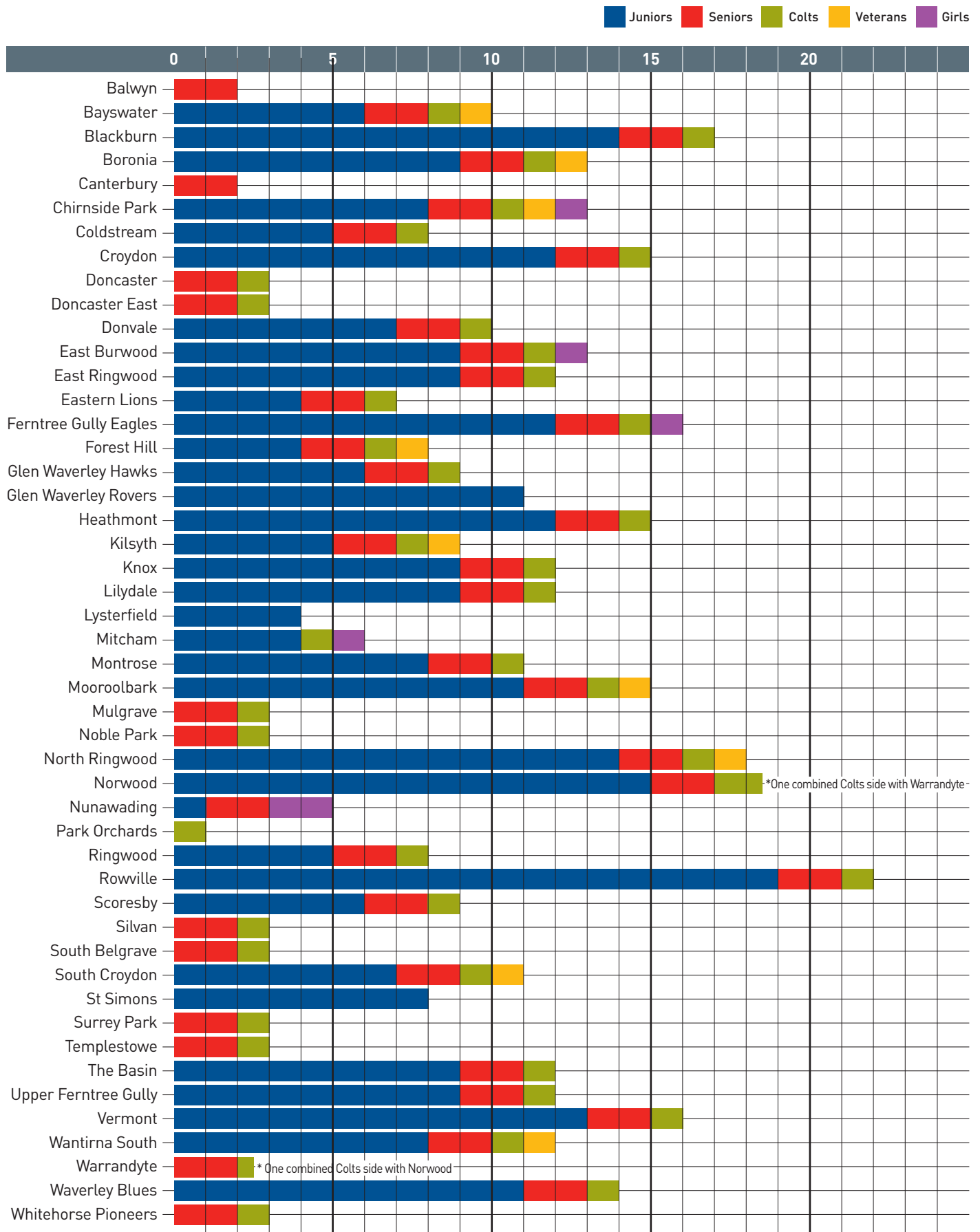
Round One	Eastern Football League	14.11.95	def	South-East Juniors	5.5.35
Round Two	Eastern Football League	9.8.62	def	Western Region Football League	5.11.41
Round Three	Eastern Football League	9.10.64	def	Essendon District Football League	8.7.55
Grand Final	Eastern Football League	11.7.73	def	Yarra Junior Football League	6.8.44

Most Valuable Player: Ryan Evans – Montrose

Clockwise from L: Doncaster's Michael Battista flew high above the pack to take one of the marks of the year; the Sharks faithful show their colours at Walker Park; Mick Paolini gives all of his attention to booting a goal for Doncaster; North Ringwood couldn't topple the Sharks before a strong crowd at Mitcham.



Team Listing: 2011 Season >



<Awards



Best and Fairest

Division One Seniors	Chandler Medal	Votes
Craig Anderson	Noble Park	28
Division One Reserves		Votes
Paul Chadwick	Scoresby	18
Division One RoadSafe Colts		Votes
Tom Wilkinson	Noble Park	17
Edward Thwaites	East Ringwood	17
Division Two Seniors	Wright Medal	Votes
Cameron Linford	Mooroolbark	21
Division Two Reserves		Votes
Greg Blundell	Upper Ferntree Gully	20
Division Two RoadSafe Colts		Votes
Jeremy Grocott	Donvale	20
Division Three Seniors	Edie Medal	Votes
Dean Grice	Boronia	25
Division Three Reserves		Votes
Daniel John	North Ringwood	28
Division Three RoadSafe Colts		Votes
Jesse Matthews	Ringwood	30
Division Four Seniors	James Medal	Votes
Shaun Jamieson	Ferntree Gully Eagles	19
Division Four Reserves		Votes
Andrew Floyd	Kilsyth	20
Division Four RoadSafe Colts		Votes
Liam Buhagiar	Park Orchards	31
BJS Insurance Veterans		Votes
Andrew Jacovou	Kilsyth	15
Under 16 Division A		Votes
Samuel Gibson	Ferntree Gully Eagles	17
Under 16 Division B		Votes
Ashley Black	Glen Waverley Hawks	22
Andrew Condello	Montrose	22
Under 16 Division C		Votes
Adam Miles	Coldstream	19
Under 16 Division D		Votes
Jarrold Healy	Mooroolbark	23
Under 15 Division A		Votes
Daniel Wilson	Knox	23
Under 15 Division B		Votes
Perry Cole	Ferntree Gully Eagles	28

Best and Fairest

Under 15 Division C		Votes
Edgar Torkkola	Bayswater	28
Under 15 Division D		Votes
Robert Mainetti	Kilsyth/Chirnside Park	22
Mitchell Ong-Thompson	Rowville	22
Under 14 Division A		Votes
Bailey Hotker	Vermont	23
Under 14 Division B		Votes
Matthew Lee	Upper Ferntree Gully	36
Under 14 Division C		Votes
Sam Lennox	Knox	37
Under 14 Division D		Votes
Bryce Batty	Coldstream	41
Under 13 Division A		Votes
Harrison Dempster	Norwood	31
Under 13 Division B		Votes
Kane Doueal	Croydon	35
Benjamin Simpson	Montrose	35
Under 13 Division C		Votes
Keyghan Woodward	Rowville	24
Under 13 Division D		Votes
Ben Irvine	Norwood	18
Under 12 Division A		Votes
Trent Mynott	Rowville	27
Under 12 Division B		Votes
William Arthurson	Forest Hill	21
Dylan Moore	Forest Hill	21
Jaidyn Stephenson	Ferntree Gully Eagles	21
Under 12 Division C		Votes
Jackson Guan	Mooroolbark	23
Under 12 Division D		Votes
Tommy Matthews	Glen Waverley Hawks	19
Lucas Pamminger	Blackburn	19
Under 11 Division A		Votes
Joel Burleigh	North Ringwood	36
Under 11 Division B		Votes
Ben White	Bayswater	29
Under 11 Division C		Votes
Blake Lee	Lysterfield	28
Under 11 Division D		Votes
Nicholas Pascuzzi	Glen Waverley Rovers	28

From L to R; Umpires Dan Beard, David Wallace and Patrick Dineen are rewarded for their efforts; All Trophies Achiever of the Year Rod Buncle; All Trophies leading goalkickers Leigh Williams (Norwood), Kire Talevski (Mooroolbark), Paul Eccles (Templestowe), Lukas Appleby (South Belgrave); James Medallist Shaun Jamieson (Ferntree Gully Eagles); Wright Medallist Cam Linford (Mooroolbark); Chandler Medal winner Craig Anderson (Noble Park).



All Trophies Achiever of the Year			
Rod Buncle		Surrey Park	
Club Warehouse Trainer of the Year			
Peter Axton		Surrey Park	
All Trophies Leading Goal Kickers			Goals
Division One	Leigh Williams	Norwood	88
Division Two	Kire Talevski	Mooroolbark	109
Division Three	Paul Eccles	Templestowe	95
Division Four	Lukas Appleby	South Belgrave	122
Grand Final Best on Ground Medals			
Division One Seniors		Cliff Tomkins Medal	
Peter O'Brien		Noble Park	
Division One Reserves			
Cameron Ekers		East Ringwood	
Division One RoadSafe Colts			
David Del Papa		Scoresby	
Division Two Seniors		Gordon Parker Medal	
Nathan O'Keefe		Lilydale	
Division Two Reserves			
Adam Ziegerink		Rowville	
Division Two RoadSafe Colts			
Billy Gardner		Lilydale	
Division Three Seniors		Les Leete Medal	
Adam Coghlan		Doncaster	
Division Three Reserves			
Marco Mollica		Boronia	
Division Three RoadSafe Colts			
Jack Whelan		North Ringwood	
Division Four Seniors		Frank Bibby Medal	
Darren Sheen		Heathmont	
Division Four Reserves			
Matt Killian		The Basin	
Division Four RoadSafe Colts			
Sam Fraser		Park Orchards	

Leader Young Guns		
Division One and Two	Corey Mack	Scoresby
Division Three and Four	Jacob Hislop	Doncaster
BJS Insurance Champion Club Award		
Division One	Scoresby	
Division Two	Lilydale	
Division Three	North Ringwood	
Division Four	Glen Waverley Hawks	
Overall	North Ringwood	
Umpires Award		
Best Senior Field Umpire	Dan Beard	
Best Senior Boundary Umpire	Patrick Dineen	
Best Senior Goal Umpire	David Wallace	
Best Junior Field Umpire	Luke McLroy	
Gordon Parker Best Conducted Junior Club Award		
Mooroolbark		
Commonwealth Bank Lightning Premiership		
Under 10 Winners		
East Burwood	Glen Waverley Rovers	
Kilsyth	Knox	
Mooroolbark Gold	North Ringwood Black	
The Basin		
Best Conducted Club	Rowville Gold	
Under 9 Winners		
Bayswater	Ferntree Gully	
East Ringwood	Mooroolbark	
Rowville Gold	Glen Waverley Rovers White	
Vermont Purple		
Best Conducted Club	North Ringwood	

<Senior Ladders

Division One Seniors

	P	W	L	D	B	FF	For	Ag	%	Pts
Noble Park	18	16	2	0	0	0	2341	1214	192.83	64
Blackburn	18	15	3	0	0	0	1964	1400	140.29	60
Scoresby	18	14	4	0	0	0	2001	1404	142.52	56
Knox	18	12	6	0	0	0	1320	1078	122.45	48
Balwyn	18	11	7	0	0	0	1791	1552	115.40	44
East Burwood	18	9	8	1	0	0	1417	1445	98.06	38
Norwood	18	8	10	0	0	0	1597	1497	106.68	32
East Ringwood	18	7	11	0	0	0	1358	1653	82.15	28
Vermont	18	6	12	0	0	0	1422	1772	80.25	24
Knox	18	4	13	2	0	0	1472	2187	67.31	18
South Croydon	18	3	13	0	0	0	1286	1728	74.42	16
Mulgrave	18	1	17	0	0	0	1260	2299	54.81	4

Division One Reserves

	P	W	L	D	B	FF	For	Ag	%	Pts
Scoresby	18	17	0	1	0	0	1980	590	335.59	70
Vermont	18	16	2	0	0	0	2158	780	276.67	64
East Ringwood	18	14	4	0	0	0	1718	1129	152.17	56
Blackburn	18	13	5	0	0	0	1546	1055	146.54	52
Norwood	18	11	7	0	0	0	1416	978	144.79	44
South Croydon	18	11	7	0	0	0	1515	1220	124.18	44
Knox	18	9	9	0	0	0	1041	1048	99.33	36
Noble Park	18	5	12	1	0	0	1151	1567	73.45	22
East Burwood	18	5	13	0	0	0	1003	1494	67.14	20
Balwyn	18	3	15	0	0	0	1046	1744	59.98	12
Croydon	18	2	16	0	0	0	696	1850	37.62	8
Mulgrave	18	1	17	0	0	0	614	2429	25.28	4

Division One RoadSafe Colts

	P	W	L	D	B	FF	For	Ag	%	Pts
Scoresby	16	15	1	0	2	0	1758	841	209.04	60
Vermont	16	13	3	0	2	0	1951	844	231.16	52
Norwood	16	13	3	0	2	0	1609	720	223.47	52
Blackburn	16	12	4	0	2	0	1600	912	175.44	48
Noble Park	16	11	5	0	2	0	1506	784	192.09	44
East Ringwood	16	9	7	0	2	0	1347	1114	120.92	36
Mulgrave	16	5	11	0	2	0	818	1455	55.21	20
Croydon	16	4	12	0	2	0	989	1520	65.07	16
South Croydon	16	3	13	0	2	0	810	1631	49.66	12
Knox	16	2	14	0	2	0	570	1971	28.92	8
East Burwood	16	1	15	0	2	0	723	1842	39.25	4

Division Two Seniors

	P	W	L	D	B	FF	For	Ag	%	Pts
Lilydale	18	17	1	0	0	0	1889	1084	174.26	68
Rowville	18	12	6	0	0	0	1849	1302	142.01	48
Bayswater	18	12	6	0	0	0	1774	1492	118.90	48
Montrose	18	11	6	1	0	0	1839	1453	126.57	46
Mooroolbark	18	10	8	0	0	0	1582	1436	110.17	40
Doncaster East	18	8	10	0	0	0	1690	1832	92.25	32
Upper Ferntree Gully	18	8	10	0	0	0	1445	1627	88.81	32
Waverley Blues	18	5	13	0	0	0	1310	1742	75.20	20
Donvale	18	4	13	1	0	0	1408	1930	72.95	18
Wantirna South	18	2	16	0	0	0	1089	1977	55.08	8

Division Two Reserves

	P	W	L	D	B	FF	For	Ag	%	Pts
Rowville	18	17	1	0	0	0	1644	781	210.50	68
Upper Ferntree Gully	18	13	5	0	0	0	1367	935	146.20	52
Wantirna South	18	12	6	0	0	0	1171	806	145.29	48
Waverley Blues	18	12	6	0	0	0	1350	1130	119.47	48
Montrose	18	9	9	0	0	0	1375	1189	115.64	36
Lilydale	18	8	9	1	0	0	1437	1230	116.83	34
Mooroolbark	18	8	9	1	0	0	1346	1279	105.24	34
Bayswater	18	5	13	0	0	0	876	1560	56.15	20
Doncaster East	18	3	14	1	0	0	964	1713	56.28	14
Donvale	18	1	16	1	0	0	737	1644	44.83	6

Division Two RoadSafe Colts

	P	W	L	D	B	FF	For	Ag	%	Pts
Lilydale	18	17	1	0	0	0	1902	915	207.87	68
Donvale	18	15	3	0	0	0	1649	1138	144.90	60
Doncaster East	18	11	7	0	0	0	1423	1233	115.41	44
Upper Ferntree Gully	18	10	8	0	0	0	1350	1118	120.75	40
Rowville	18	9	9	0	0	0	1299	1159	112.08	36
Bayswater	18	8	10	0	0	0	1406	1595	88.15	32
Wantirna South	18	7	11	0	0	0	1161	1336	86.90	28
Mooroolbark	18	6	12	0	0	0	1017	1613	63.05	24
Montrose	18	4	14	0	0	0	1061	1438	73.78	16
Waverley Blues	18	3	15	0	0	0	1024	1747	58.61	12

Division Three Seniors

	P	W	L	D	B	FF	For	Ag	%	Pts
North Ringwood	18	17	0	1	0	0	2244	1214	184.84	70
Doncaster	18	14	4	0	0	0	1890	1121	168.60	56
Boronia	18	13	4	1	0	0	1758	1290	136.28	54
Templestowe	18	11	7	0	0	0	1728	1461	118.28	44
Mitcham	18	9	9	0	0	0	1682	1539	109.29	36
Warrandyte	18	6	12	0	0	0	1338	1611	83.05	24
Chirnside Park	18	6	12	0	0	0	1294	1738	74.45	24
Ringwood	18	5	13	0	0	0	1228	1557	78.87	20
Coldstream	18	5	13	0	0	0	1338	2077	64.42	20
Whitehorse Pioneers	18	3	15	0	0	0	1149	2041	56.30	12

Division Three Reserves

	P	W	L	D	B	FF	For	Ag	%	Pts
North Ringwood	18	16	0	2	0	0	2001	805	248.57	68
Boronia	18	15	2	1	0	0	1926	719	267.87	62
Doncaster	18	13	5	0	0	0	1761	877	200.80	52
Templestowe	18	12	6	0	0	0	1520	1030	147.57	48
Chirnside Park	18	9	8	0	0	0	1350	1014	133.14	38
Warrandyte	18	8	9	0	0	0	1158	1214	95.39	34
Mitcham	18	7	10	0	0	0	1163	1183	98.31	30
Ringwood	18	5	13	0	0	0	960	1358	70.69	20
Whitehorse Pioneers	18	1	17	0	0	0	774	1970	39.29	4
Coldstream	18	1	17	0	0	0	383	2826	13.55	4

Division Three RoadSafe Colts

	P	W	L	D	B	FF	For	Ag	%	Pts
North Ringwood	17	16	1	0	0	1	2524	444	568.47	68
Ringwood	18	15	3	0	0	0	2208	829	266.34	60
Boronia	18	14	4	0	0	0	2101	845	248.64	56
Templestowe	18	13	5	0	0	0	1767	753	234.66	52
Whitehorse Pioneers	18	10	8	0	0	0	1295	1307	99.08	40
Doncaster	17	7	10	0	0	0	1308	1799	72.71	28
Coldstream	18	5	13	0	0	0	677	2083	32.50	20
Warrandyte	18	5	13	0	0	0	1182	1728	68.40	16
Mitcham	18	3	15	0	0	0	876	2148	40.78	12
Chirnside Park	18	1	17	0	0	0	550	2552	21.55	8

Division Four Seniors

	P	W	L	D	B	FF	For	Ag	%	Pts
Glen Waverley Hawks	18	16	2	0	0	0	2557	1339	190.96	64
Ferntree Gully	18	15	3	0	0	0	2054	1388	147.98	60
Heathmont	18	14	4	0	0	0	2347	1195	196.40	56
The Basin	18	14	4	0	0	0	2436	1414	172.28	56
South Belgrave	18	12	5	0	0	0	2307	1466	157.37	48
Forest Hill	18	10	8	0	0	0	2050	1801	113.83	40
Eastern Lions	18	8	10	0	0	0	1709	1887	90.57	32
Nunawading	18	7	11	0	0	0	1849	1785	103.59	28
Kilsyth	18	6	12	0	0	0	1550	1898	81.66	24
Canterbury	18	3	15	0	0	0	1570	2235	70.25	12
Silvan	18	3	15	0	0	0	1418	2457	57.71	12
Surrey Park	18	0	18	0	0	0	507	3489	14.53	0

Division Four Reserves

	P	W	L	D	B	FF	For	Ag	%	Pts
The Basin	18	13	5	0	0	0	1818	1012	179.64	52
South Belgrave	18	13	5	0	0	0	1752	987	177.51	52
Glen Waverley Hawks	18	13	5	0	0	0	1734	987	175.68	52
Heathmont	18	13	5	0	0	0	1537	921	166.88	52
Ferntree Gully	18	12	6	0	0	0	1598	866	184.53	48
Kilsyth	18	12	6	0	0	0	1610	1156	139.27	48
Forest Hill	18	11	7	0	0	0	1645	923	178.22	44
Nunawading	18	8	10	0	0	0	1466	1397	104.94	32
Eastern Lions	18	7	11	0	0	0	1148	1626	70.60	28
Canterbury	18	3	15	0	0	0	846	1494	56.63	12
Silvan	18	3	15	0	0	0	889	2104	42.25	12
Surrey Park	18	0	18	0	0	0	287	2857	10.05	0

Division Four RoadSafe Colts

	P	W	L	D	B	FF	For	Ag	%	Pts
The Basin	16	14	2	0	2	0	1768	1232	143.51	56
Park Orchards	16	13	3	0	2	0	2038	850	239.76	52
Glen Waverley Hawks	16	13	3	0	2	0	1536	872	176.15	52
Ferntree Gully	16	11	4	1	2	0	1308	981	133.33	46
Surrey Park	16	9	7	0	2	0	1405	818	171.76	36
Kilsyth	16	9	7	0	2	0	1340	1345	99.63	36
Heathmont	16	8	7	1	2	0	1299	1159	112.08	34
Silvan	16	5	11	0	2	0	1189	1491	79.75	20
Forest Hill	16	3	13	0	2	0	1176	1862	63.16	12
South Belgrave	16	2	14	0	2	0	866	1800	48.11	8
Eastern Lions	16	0	16	0	2	0	615	2130	28.87	0

Senior Final Results>

Division One Seniors				
Elimination Final				
Balwyn	10.11.71	def	Knox	3.6.24
Qualifying Final				
Scoresby	14.13.97	def	Blackburn	12.8.80
First Semi Final				
Blackburn	12.9.81	def	Balwyn	10.9.69
Second Semi Final				
Noble Park	15.14.104	def	Scoresby	14.4.88
Preliminary Final				
Scoresby	16.4.100	def	Blackburn	6.8.44
Grand Final				
Noble Park	17.20.122	def	Scoresby	7.10.52
Division One Reserves				
Elimination Final				
Blackburn	10.5.65	def	Norwood	9.8.62
Qualifying Final				
East Ringwood	14.4.88	def	Vermont	9.9.63
First Semi Final				
Vermont	11.13.79	def	Blackburn	6.8.44
Second Semi Final				
Scoresby	19.11.125	def	East Ringwood	13.8.86
Preliminary Final				
East Ringwood	14.12.96	def	Vermont	5.14.44
Grand Final				
East Ringwood	10.13.73	def	Scoresby	10.9.69
Division One RoadSafe Colts				
Elimination Final				
Blackburn	15.12.102	def	Noble Park	9.11.65
Qualifying Final				
Vermont	10.17.77	def	Norwood	7.9.51
First Semi Final				
Blackburn	9.17.71	def	Norwood	7.5.47
Second Semi Final				
Scoresby	16.20.116	def	Vermont	7.13.55
Preliminary Final				
Blackburn	10.9.69	def	Vermont	8.12.60
Grand Final				
Scoresby	14.14.98	def	Blackburn	12.6.78
Division Two Seniors				
First Semi Final				
Montrose	17.20.122	def	Bayswater	13.8.86
Second Semi Final				
Lilydale	11.16.82	def	Rowville	11.5.71
Preliminary Final				
Montrose	10.19.79	def	Rowville	9.19.73
Grand Final				
Lilydale	15.9.99	def	Montrose	13.8.86
Division Two Reserves				
First Semi Final				
Waverley Blues	10.8.68	def	Wantirna South	6.14.50
Second Semi Final				
Rowville	13.12.90	def	Upper Ferntree Gully	6.7.43
Preliminary Final				
Waverley Blues	15.14.104	def	Upper Ferntree Gully	9.12.66
Grand Final				
Rowville	11.8.74	def	Waverley Blues	8.7.55
Division Two RoadSafe Colts				
First Semi Final				
Doncaster East	11.9.75	def	Upper Ferntree Gully	10.10.70
Second Semi Final				
Lilydale	9.13.67	def	Donvale	8.13.61
Preliminary Final				
Donvale	10.16.76	def	Doncaster East	10.7.67
Grand Final				
Lilydale	14.7.91	def	Donvale	6.14.50

Division Three Seniors				
First Semi Final				
Boronia	20.14.134	def	Templestowe	18.8.116
Second Semi Final				
Doncaster	13.10.88	def	North Ringwood	12.6.78
Preliminary Final				
North Ringwood	17.15.117	def	Boronia	13.12.90
Grand Final				
Doncaster	14.19.103	def	North Ringwood	5.8.38
Division Three Reserves				
First Semi Final				
Doncaster	17.7.109	def	Templestowe	7.6.48
Second Semi Final				
North Ringwood	15.9.99	def	Boronia	13.7.85
Preliminary Final				
Boronia	15.13.103	def	Doncaster	8.6.54
Grand Final				
Boronia	17.11.113	def	North Ringwood	9.3.57
Division Three RoadSafe Colts				
First Semi Final				
Boronia	10.12.72	def	Templestowe	8.10.58
Second Semi Final				
North Ringwood	14.11.95	def	Ringwood	9.6.60
Preliminary Final				
Boronia	13.16.94	def	Ringwood	9.6.60
Grand Final				
North Ringwood	15.13.103	def	Boronia	3.3.21
Division Four Seniors				
Elimination Final				
South Belgrave	20.6.126	def	The Basin	11.11.77
Qualifying Final				
Ferntree Gully	10.17.77	def	Heathmont	8.13.61
First Semi Final				
Heathmont	17.12.114	def	South Belgrave	13.9.87
Second Semi Final				
Glen Waverley Hawks	15.13.103	def	Ferntree Gully	9.8.62
Preliminary Final				
Heathmont	20.14.134	def	Ferntree Gully	11.7.73
Grand Final				
Heathmont	14.10.94	def	Glen Waverley Hawks	13.9.87
Division Four Reserves				
Elimination Final				
Heathmont	15.12.102	def	Ferntree Gully	3.8.26
Qualifying Final				
South Belgrave	14.3.87	def	Glen Waverley Hawks	9.6.60
First Semi Final				
Heathmont	15.12.102	def	Ferntree Gully	3.8.26
Second Semi Final				
South Belgrave	10.6.66	def	The Basin	7.4.46
Preliminary Final				
The Basin	12.11.83	def	Heathmont	3.13.31
Grand Final				
The Basin	8.7.55	def	South Belgrave	5.6.36
Division Four RoadSafe Colts				
Elimination Final				
Surrey Park	10.7.67	def	Ferntree Gully	7.11.53
Qualifying Final				
Park Orchards	8.10.58	def	Glen Waverley Hawks	6.11.47
First Semi Final				
Glen Waverley Hawks	10.11.71	def	Surrey Park	9.2.56
Second Semi Final				
Park Orchards	14.11.95	def	The Basin	10.7.67
Preliminary Final				
Glen Waverley Hawks	13.11.89	def	The Basin	4.10.34
Grand Final				
Park Orchards	9.13.67	def	Glen Waverley Hawks	6.2.38
BJS Insurance Veterans				
Semi Final One				
Boronia	12.10.82	def	Chirnside Park	8.10.58
Semi Final Two				
Bayswater	17.10.112	def	Mooroolbark	5.8.38
Grand Final				
Boronia	17.13.115	def	Bayswater	8.8.56

<Junior Ladders

Following page: Lilydale players celebrate a win in the under 14 division A grand final.

Under 16 Division A

	P	W	L	D	For	Ag	%	Pts
East Ringwood	14	14	0	0	2030	387	524.55	56
Norwood Black	14	10	4	0	1053	753	139.84	40
Rowville Hawks	14	9	5	0	1167	771	151.36	36
Ferntree Gully Eagles	14	8	6	0	889	853	104.22	32
Blackburn	14	8	6	0	934	926	100.86	32
Vermont	14	3	11	0	650	1211	53.67	12
Ringwood	14	2	12	0	657	1447	45.40	8
Donvale	14	2	12	0	481	1513	31.79	8

Under 16 Division B

	P	W	L	D	For	Ag	%	Pts
Wantirna South	14	12	2	0	1096	584	187.67	48
Montrose	14	10	4	0	978	837	116.85	40
Lilydale	14	9	5	0	919	693	132.61	36
Glen Waverley Rovers	14	8	6	0	777	737	105.43	32
Glen Waverley Hawks	14	7	7	0	837	741	112.96	28
East Burwood	14	7	7	0	931	926	100.54	28
Heathmont	14	2	12	0	761	1178	64.60	8

Under 16 Division C

	P	W	L	D	For	Ag	%	Pts
Upper Ferntree Gully	14	11	3	0	1291	617	209.24	48
Waverley Blues	14	11	3	0	1263	640	197.34	46
Croydon	14	7	7	0	1062	946	112.26	32
Coldstream	14	6	8	0	795	937	84.85	28
South Croydon	14	5	9	0	689	998	69.04	24
Boronia	14	3	11	0	593	1186	50.00	16
Knox	14	1	13	0	518	1412	36.69	8

Under 16 Division D

	P	W	L	D	For	Ag	%	Pts
Eastern Lions	14	11	3	0	1200	440	277.27	44
Rowville Gold	14	10	4	0	981	555	176.76	40
Mooroolbark	14	10	4	0	1079	669	161.29	40
Norwood Purple	14	6	8	0	660	929	71.04	24
The Basin	14	12	0	0	585	1235	47.37	8
North Ringwood	14	12	0	0	467	1245	37.51	8

Under 15 Division A

	P	W	L	D	For	Ag	%	Pts
Knox Red	14	13	1	0	1112	611	182.00	52
Lilydale Blue	14	10	4	0	1024	680	150.59	40
Norwood Black	14	10	4	0	927	677	136.93	40
Vermont Purple	14	8	6	0	895	841	106.42	32
North Ringwood Red	14	6	8	0	780	761	102.50	24
East Ringwood	14	5	9	0	785	1109	70.78	20
East Burwood	14	3	11	0	719	862	83.41	12
Rowville Hawks	14	1	13	0	569	1270	44.80	4

Under 15 Division B

	P	W	L	D	For	Ag	%	Pts
Heathmont Blue	14	13	1	0	1486	536	277.24	52
Montrose	14	12	2	0	1365	609	224.14	48
Waverley Blue	14	10	4	0	1141	717	159.14	40
Blackburn	14	8	6	0	1052	989	106.37	32
Ferntree Gully Eagles	14	5	9	0	865	1038	83.33	20
Glen Waverley Rovers	14	5	9	0	970	1214	79.90	20
Mooroolbark	14	2	12	0	620	1183	52.41	8
Croydon	14	1	13	0	437	1650	26.48	4

Under 15 Division C

	P	W	L	D	For	Ag	%	Pts
St Simons	14	13	1	0	1747	435	401.61	52
Boronia	14	13	1	0	1323	597	221.61	52
South Croydon	14	9	5	0	1110	819	135.53	36
Upper Ferntree Gully	14	8	6	0	925	718	128.83	32
Knox Black	14	5	9	0	765	990	77.27	20
Ringwood	14	4	10	0	870	1342	64.83	16
Bayswater	14	4	10	0	833	1484	56.13	16
Lilydale Gold	14	0	15	0	447	1635	27.34	0

Under 15 Division D

	P	W	L	D	For	Ag	%	Pts
Norwood Purple	14	12	2	0	1031	523	197.13	48
Rowville Gold	14	11	3	0	1035	749	138.18	44
Vermont Gold	14	9	5	0	871	910	95.71	36
Heathmont Gold	14	4	10	0	810	910	95.71	36
The Basin	14	3	11	0	804	1122	71.66	12
Kilsyth/ Chirnside Park	14	3	11	0	677	1009	67.10	12

Under 14 Division A

	P	W	L	D	For	Ag	%	Pts
North Ringwood Red	14	14	0	0	1559	446	349.55	56
Lilydale	14	11	3	0	1542	592	260.47	44
Vermont Purple	14	10	4	0	1377	533	258.35	40
Rowville Hawks	14	9	5	0	918	647	141.89	36
Croydon	14	4	10	0	696	1042	66.79	16
Glen Waverley Rovers	14	4	10	0	595	1107	53.75	16
Norwood Black	14	2	12	0	436	1537	28.37	8
Heathmont	14	2	12	0	345	1564	22.06	8

Under 14 Division B

	P	W	L	D	For	Ag	%	Pts
Upper Ferntree Gully	14	11	3	0	1213	608	199.51	44
Blackburn	14	11	3	0	1116	682	163.64	44
Mooroolbark	14	11	3	0	969	635	152.60	44
Donvale	14	8	6	0	974	779	125.03	32
Chirnside Park	14	6	8	0	953	874	109.04	24
Boronia	14	6	8	0	794	753	105.44	24
Ferntree Gully Eagles	14	2	12	0	518	1198	43.24	8
St Simons	14	1	13	0	425	1433	29.66	4

Under 14 Division C

	P	W	L	D	For	Ag	%	Pts
East Ringwood	14	14	0	0	1659	393	422.14	56
Knox	14	12	2	0	1420	454	312.78	48
Montrose	14	10	4	0	1392	783	177.78	40
Waverley Blues	14	7	7	0	915	702	130.34	28
East Burwood	14	7	7	0	927	926	100.11	28
Mitcham	14	4	10	0	857	1049	81.70	16
Scoresby	14	2	12	0	735	1544	47.60	8
Wantirna South	14	0	14	0	253	2307	10.97	0

Under 14 Division D

	P	W	L	D	For	Ag	%	Pts
Vermont Gold	14	12	1	1	1265	481	262.99	50
Coldstream	14	12	2	0	1358	586	231.74	48
North Ringwood Black	14	10	3	2	1173	525	223.43	42
Eastern Lions	14	9	5	0	843	737	114.38	36
South Croydon	14	5	9	0	802	975	82.26	20
Rowville Gold	14	4	10	0	548	1146	47.82	16
Kilsyth	14	2	12	0	492	1198	41.07	8
Forest Hill	14	1	13	0	569	1402	40.58	4

Under 13 Division A

	P	W	L	D	For	Ag	%	Pts
Norwood Black	14	14	0	0	1461	269	543.12	56
Rowville Hawks	14	13	1	0	1431	230	622.17	52
Glen Waverley Rovers	14	7	6	1	764	841	90.84	30
East Burwood	14	7	7	0	756	725	104.28	28
St Simons	14	7	7	0	639	614	104.07	28
Blackburn Black	14	6	7	1	751	601	124.96	26
Ferntree Gully Eagles Blue	14	5	9	0	466	894	52.13	20
North Ringwood Red	14	5	9	0	504	995	50.65	20
Heathmont Blue	14	4	10	0	626	888	70.50	16
East Ringwood	14	1	13	0	184	1525	12.07	4

Under 13 Division B

	P	W	L	D	For	Ag	%	Pts
Croydon	14	12	2	0	1188	517	229.79	48
Montrose	14	12	2	0	1465	643	227.84	48
Vermont	14	11	3	0	1013	685	147.88	44
Waverley Blues White	14	9	5	0	958	634	151.10	36
Donvale	14	7	6	1	898	837	107.29	30
Chirnside Park	14	5	9	0	688	988	69.64	20
Knox	14	4	10	0	627	935	67.06	16
Mooroolbark Green	14	4	10	0	648	1009	64.22	16
Wantirna South	14	4	10	0	534	1094	48.81	16
Lilydale	14	1	12	1	552	1229	44.91	6



Under 13 Division C

	P	W	L	D	For	Ag	%	Pts
Bayswater	14	12	2	0	1099	438	250.91	48
Upper Ferntree Gully	14	12	2	0	1105	494	223.68	48
Scoresby	14	10	4	0	1082	338	320.12	40
Boronia	14	10	4	0	1074	467	229.98	40
Rowville Gold	14	8	6	0	999	600	166.50	32
Ringwood	14	8	6	0	797	891	89.45	32
Glen Waverley Hawks	14	5	9	0	655	851	76.97	20
The Basin	14	2	12	0	393	1327	29.62	8
Mitcham	14	2	12	0	315	1341	23.49	8
South Croydon	14	1	13	0	384	1156	33.22	4

Under 13 Division D

	P	W	L	D	For	Ag	%	Pts
Norwood Purple	12	12	0	0	1225	210	583.33	-
Heathmont Gold	12	9	3	0	834	516	161.63	-
Blackburn Red	12	8	4	0	787	576	136.63	-
North Ringwood Red	12	6	6	0	579	572	101.22	-
Rowville Brown	12	4	8	0	495	872	56.77	-
Ferntree Gully Eagles Gold	12	2	10	0	290	887	32.69	-
Mooroolbark Gold	12	1	11	0	335	912	36.73	-

Under 12 Division A

	P	W	L	D	For	Ag	%	Pts
Croydon Blue	14	13	1	0	935	244	383.20	52
Rowville Hawks	14	11	3	0	840	324	259.26	44
Norwood Black	14	10	4	0	655	332	197.29	40
Blackburn Black	14	9	5	0	696	513	135.67	36
Heathmont	14	5	9	0	499	613	81.40	20
Chirnside Park	14	4	10	0	389	713	54.56	16
Wantirna South White	14	3	11	0	367	738	49.73	12
East Burwood	14	1	13	0	224	1128	19.86	4

Under 12 Division B

	P	W	L	D	For	Ag	%	Pts
Ferntree Gully Eagles Blue	14	13	1	0	1225	152	805.92	52
Waverley Blues	14	12	2	0	608	324	187.65	48
Scoresby	14	11	3	0	554	393	140.97	44
Forest Hill	14	9	5	0	981	369	265.85	36
The Basin	14	7	7	0	583	595	97.98	28
Lilydale	14	6	8	0	522	562	92.88	24
Glen Waverley Rovers	14	5	9	0	403	713	56.52	20
North Ringwood	14	3	11	0	252	653	38.59	12
St Simons	14	2	12	0	219	795	27.55	8
Vermont	14	2	12	0	206	997	20.66	8

Under 12 Division C

	P	W	L	D	For	Ag	%	Pts
Montrose	14	13	1	0	900	250	360.00	52
Mooroolbark	14	11	3	0	628	384	163.54	44
Knox	14	9	5	0	458	271	169.00	36
South Croydon	14	9	5	0	595	386	154.14	36
Croydon White	14	9	5	0	399	326	122.39	36
Boronia	14	8	6	0	588	643	91.45	32
Donvale	14	6	8	0	419	504	83.13	24
Coldstream	14	3	11	0	305	484	63.02	12
Bayswater	14	1	13	0	244	583	41.85	4
Ringwood	14	1	13	0	216	921	23.45	4

Under 12 Division D

	P	W	L	D	Bye	For	Ag	%
Lysterfield	13	12	1	0	1	614	228	269.30
Norwood Purple	12	11	1	0	2	482	201	239.80
Kilsyth	12	8	3	1	2	491	204	240.69
Upper Ferntree Gully	12	7	5	0	2	402	332	121.08
Rowville Gold	13	5	7	1	1	368	365	100.82
Glen Waverley Hawks	13	5	7	1	1	340	570	59.65
Blackburn Red	13	4	9	0	1	404	569	71.00
Ferntree Gully Eagles Gold	12	1	10	1	2	221	510	43.33
Wantirna South Green	12	1	11	0	2	168	511	32.88

Under 11 Division A

	P	W	L	D	For	Ag	%	Pts
Blackburn Black	14	13	1	0	1205	85	1417.65	52
Croydon Blue	14	13	1	0	775	167	464.07	52
North Ringwood Red	14	12	2	0	863	181	476.80	48
Norwood Black	14	8	5	1	435	569	76.45	34
East Burwood	14	6	7	1	293	618	47.41	26
Vermont	14	5	9	0	302	473	63.85	20
Donvale	14	4	8	2	335	688	48.69	20
Rowville Hawks	14	3	11	0	299	703	42.53	12
Boronia	14	2	11	1	180	674	26.71	10
East Ringwood	14	1	12	1	136	665	20.45	6

Under 11 Division B

	P	W	L	D	For	Ag	%	Pts
Glen Waverley Rovers Black	14	10	2	2	641	324	197.84	44
Bayswater	14	11	3	0	518	354	146.33	44
Knox	14	9	4	1	554	281	197.15	38
Waverley Blues Red	14	8	5	1	691	353	195.75	34
Mooroolbark	14	8	5	1	514	366	140.44	34
the Basin Red	14	7	5	2	417	367	113.62	32
Chirnside Park	14	7	7	0	531	346	153.47	28
St Simons	14	7	7	0	494	410	120.49	28
Lilydale	14	5	7	2	271	450	64.67	24
Scoresby	14	3	10	1	307	565	54.34	14
Heathmont	14	2	12	0	317	780	40.64	8
Ferntree Gully Eagles Blue	14	1	11	2	240	919	26.12	8

Under 11 Division C

	P	W	L	D	Bye	For	Ag	%
Lysterfield	12	10	2	0	2	823	185	444.86
Upper Ferntree Gully	12	10	2	0	2	630	207	304.35
Mitcham	12	10	2	0	2	630	277	227.44
Croydon White	12	5	7	0	2	399	531	75.14
Waverley Blues White	12	4	8	0	2	272	637	42.70
Montrose	12	3	9	0	2	340	539	63.08
Wantirna South	12	0	12	0	2	160	878	18.22

Under 11 Division D

	P	W	L	D	For	Ag	%	Pts
Rowville Gold	14	13	1	0	1076	154	698.70	52
Eastern Lions	14	11	3	0	614	418	146.89	44
Glen Waverley Rovers White	14	9	5	0	787	448	175.67	36
The Basin Green	14	8	6	0	488	447	109.17	32
Blackburn Red	14	7	7	0	572	420	136.19	28
North Ringwood Black	14	5	9	0	565	510	110.78	20
Ferntree Gully Eagles Gold	14	3	11	0	317	692	45.81	12
Norwood Purple	14	0	14	0	70	1400	5.00	0

<Junior Final Results

Under 16 Division A

Elimination Final				
Ferntree Gully Eagles	10.8.68	def	Blackburn	5.7.37
Qualifying Final				
Rowville	5.3.33	def	Norwood	2.4.16
First Semi Final				
Norwood	12.6.78	def	Ferntree Gully Eagles	10.9.69
Second Semi Final				
East Ringwood	8.8.56	def	Rowville	7.10.52
Preliminary Final				
Rowville	7.8.50	def	Norwood	6.8.44
Grand Final				
East Ringwood	11.11.77	def	Rowville	11.5.71

Under 16 Division B

Elimination Final				
Glen Waverley Rovers	7.5.47	def	Glen Waverley Hawks	7.2.44
Qualifying Final				
Montrose	6.5.41	def	Lilydale	5.7.37
First Semi Final				
Lilydale	8.9.57	def	Glen Waverley Rovers	8.7.55
Second Semi Final				
Wantirna South	13.11.89	def	Montrose	6.5.41
Preliminary Final				
Lilydale	12.11.83	def	Montrose	5.6.36
Grand Final				
Wantirna South	7.12.54	def	Lilydale	6.14.50

Under 16 Division C

Elimination Final				
South Croydon	10.13.73	def	Coldstream	3.7.25
Qualifying Final				
Waverley Blues	2.10.82	def	Croydon	3.3.21
First Semi Final				
South Croydon	16.6.102	def	Croydon	8.6.54
Second Semi Final				
Waverley Blues	11.12.78	def	Upper Ferntree Gully	12.4.76
Preliminary Final				
South Croydon	11.11.77	def	Upper Ferntree Gully	6.8.44
Grand Final				
Waverley Blues	16.10.106	def	South Croydon	8.11.59

Under 16 Division D

Elimination Final				
Norwood	9.15.69	def	The Basin	4.4.28
Qualifying Final				
Rowville	6.0.36	def	Mooroolbark	3.4.22
First Semi Final				
Mooroolbark	9.11.65	def	Norwood	7.4.46
Second Semi Final				
Eastern Lions	10.9.69	def	Rowville	8.8.56
Preliminary Final				
Rowville	10.7.67	def	Mooroolbark	5.6.36
Grand Final				
Rowville	10.7.67	def	Eastern Lions	7.12.54

Under 15 Division A

Elimination Final				
Vermont	9.17.71	def	North Ringwood	4.3.27
Qualifying Final				
Norwood	6.8.44	def	Lilydale	4.4.28
First Semi Final				
Lilydale	17.12.114	def	Vermont	14.7.91
Second Semi Final				
Norwood	9.5.59	def	Knox	8.4.52
Preliminary Final				
Knox	10.9.69	def	Lilydale	7.6.48
Grand Final				
Knox	14.13.97	def	Norwood	8.7.55

Under 15 Division B

Elimination Final				
Ferntree Gully Eagles	14.6.90	def	Blackburn	5.3.33
Qualifying Final				
Montrose	11.5.71	def	Waverley Blues	6.4.40
First Semi Final				
Ferntree Gully Eagles	10.14.74	def	Waverley Blues	10.10.70
Second Semi Final				
Heathmont	10.8.68	def	Montrose	8.3.51
Preliminary Final				
Montrose	18.9.117	def	Ferntree Gully Eagles	6.7.43
Grand Final				
Heathmont	19.8.122	def	Montrose	5.9.39

Under 15 Division C

Elimination Final				
Upper Ferntree Gully	5.6.36	def	Knox	2.5.17
Qualifying Final				
Boronia	13.7.85	def	South Croydon	5.10.40
First Semi Final				
Upper Ferntree Gully	8.5.53	def	South Croydon	5.8.38
Second Semi Final				
St Simons	12.6.78	def	Boronia	10.13.73
Preliminary Final				
Boronia	10.11.71	def	Upper Ferntree Gully	5.6.36
Grand Final				
St Simons	20.6.126	def	Boronia	11.8.74

Under 15 Division D

Elimination Final				
Heathmont	5.10.40	def	The Basin	4.9.33
Qualifying Final				
Rowville	11.7.73	def	Vermont	6.8.44
First Semi Final				
Vermont	10.7.67	def	Heathmont	9.6.60
Second Semi Final				
Norwood	8.15.63	def	Rowville	6.1.37
Preliminary Final				
Rowville	10.8.68	def	Vermont	9.8.62
Grand Final				
Norwood	12.10.82	def	Rowville	5.9.39

Under 14 Division A

Elimination Final				
Croydon	6.2.38	def	Rowville	4.4.28
Qualifying Final				
Lilydale	8.4.52	def	Vermont	2.5.17
First Semi Final				
Vermont	16.9.105	def	Croydon	8.5.53
Second Semi Final				
Lilydale	12.4.76	def	North Ringwood	10.7.67
Preliminary Final				
North Ringwood	11.11.77	def	Vermont	5.3.33
Grand Final				
Lilydale	8.13.61	def	North Ringwood	7.14.56

Under 14 Division B

Elimination Final				
Donvale	12.16.88	def	Chirnside Park	4.7.31
Qualifying Final				
Blackburn	5.9.39	def	Mooroolbark	1.13.19
First Semi Final				
Mooroolbark	12.4.76	def	Donvale	8.9.57
Second Semi Final				
Upper Ferntree Gully	11.15.81	def	Blackburn	11.3.69
Preliminary Final				
Mooroolbark	3.9.27	def	Blackburn	3.2.20
Grand Final				
Upper Ferntree Gully	14.11.95	def	Mooroolbark	9.8.62

Under 14 Division C

Elimination Final				
Waverley Blues	10.7.67	def	East Burwood	1.4.10
Qualifying Final				
Knox	12.6.78	def	Montrose	8.9.57
First Semi Final				
Montrose	7.11.53	def	Waverley Blues	6.10.46
Second Semi Final				
East Ringwood	15.14.104	def	Knox	13.6.84
Preliminary Final				
Knox	12.16.88	def	Montrose	1.2.8
Grand Final				
East Ringwood	12.7.79	def	Knox	5.6.36

Under 14 Division D

Elimination Final				
Eastern Lions	8.6.54	def	South Croydon	3.3.21
Qualifying Final				
Coldstream	5.5.35	def	North Ringwood	4.8.32
First Semi Final				
Eastern Lions	10.3.63	def	North Ringwood	4.12.36
Second Semi Final				
Vermont	10.13.73	def	Coldstream	3.7.25
Preliminary Final				
Eastern Lions	4.8.32	def	Coldstream	3.9.27
Grand Final				
Vermont	9.12.66	def	Eastern Lions	7.8.50

Under 13 Division A				
Elimination Final				
St Simons	4.6.30	def	East Burwood	4.3.27
Qualifying Final				
Rowville	18.9.117	def	Glen Waverley Rovers	3.2.20
First Semi Final				
Glen Waverley Rovers	15.15.105	def	St Simons	9.6.60
Second Semi Final				
Rowville	14.9.93	def	Norwood	8.4.52
Preliminary Final				
Norwood	10.18.78	def	Glen Waverley Rovers	6.5.41
Grand Final				
Rowville	12.16.88	def	Norwood	5.1.31
Under 13 Division B				
Elimination Final				
Waverley Blues	9.8.62	def	Donvale	3.5.23
Qualifying Final				
Montrose	13.12.90	def	Vermont	4.4.28
First Semi Final				
Vermont	12.9.81	def	Waverley Blues	11.10.76
Second Semi Final				
Montrose	8.7.55	def	Croydon	8.6.54
Preliminary Final				
Croydon	10.9.69	def	Vermont	5.5.35
Grand Final				
Montrose	18.9.117	def	Croydon	5.7.37
Under 13 Division C				
Elimination Final				
Boronia	4.5.29	def	Rowville	3.2.20
Qualifying Final				
Upper Ferntree Gully	9.4.58	def	Scoresby	5.3.33
First Semi Final				
Upper Ferntree Gully	11.2.68	def	Bayswater	5.6.36
Second Semi Final				
Boronia	7.12.54	def	Scoresby	1.5.11
Preliminary Final				
Boronia	6.5.41	def	Bayswater	5.6.36
Grand Final				
Upper Ferntree Gully	6.6.42	def	Boronia	5.3.33
Under 13 Division D				
Elimination Final				
North Ringwood	10.13.73	def	Rowville	3.2.20
Qualifying Final				
Blackburn	4.3.27	def	Heathmont	2.6.18
First Semi Final				
Heathmont	20.17.137	def	North Ringwood	5.8.38
Second Semi Final				
Norwood	5.6.36	def	Blackburn	2.2.14
Preliminary Final				
Blackburn	6.15.51	def	Heathmont	6.8.44
Grand Final				
Norwood	6.6.42	def	Blackburn	3.9.27
Under 12 Division A				
Elimination Final				
Blackburn	6.6.42	def	Heathmont	0.5.5
Qualifying Final				
Rowville	5.3.33	def	Norwood	0.1.1
First Semi Final				
Blackburn	5.8.38	def	Norwood	3.6.24
Second Semi Final				
Croydon	12.4.76	def	Rowville	2.2.14
Preliminary Final				
Blackburn	5.4.34	def	Rowville	2.1.13
Grand Final				
Blackburn	5.5.35	def	Croydon	5.4.34
Under 12 Division B				
Elimination Final				
Forest Hill	6.12.48	def	The Basin	4.4.28
Qualifying Final				
Waverley Blues	3.2.20	def	Scoresby	2.5.17
First Semi Final				
Forest Hill	9.9.63	def	Scoresby	1.4.10
Second Semi Final				
Ferntree Gully Eagles	10.11.71	def	Waverley Blues	1.2.8
Preliminary Final				
Forest Hill	9.8.62	def	Waverley Blues	6.3.39
Grand Final				
Ferntree Gully Eagles	10.10.70	def	Forest Hill	1.1.7

Under 12 Division C				
Elimination Final				
South Croydon	7.9.51	def	Croydon	2.3.15
Qualifying Final				
Knox	6.9.45	def	Mooroolbark	4.2.26
First Semi Final				
Montrose	5.9.39	def	Knox	3.3.21
Second Semi Final				
South Croydon	9.5.59	def	Mooroolbark	6.5.41
Preliminary Final				
Knox	7.8.50	def	South Croydon	3.2.20
Grand Final				
Montrose	5.8.38	def	Knox	4.5.29
Under 12 Division D				
Elimination Final				
Rowville	6.13.49	def	Upper Ferntree Gully	0.0.0
Qualifying Final				
Kilsyth	2.3.15	def	Norwood Purple	0.2.2
First Semi Final				
Norwood	7.3.45	def	Rowville	2.5.17
Second Semi Final				
Lysterfield	4.7.31	def	Kilsyth	4.3.27
Preliminary Final				
Kilsyth	8.12.60	def	Norwood Purple	0.0.0
Grand Final				
Lysterfield	4.2.26	def	Kilsyth	3.6.24
Under 11 Division A				
Elimination Final				
East Burwood	2.5.17	def	Norwood	2.3.15
Qualifying Final				
Croydon	2.1.13	def	North Ringwood	0.2.2
First Semi Final				
North Ringwood	8.13.61	def	East Burwood	1.2.8
Second Semi Final				
Blackburn	12.9.81	def	Croydon	1.1.7
Preliminary Final				
North Ringwood	1.3.9	def	Croydon	0.2.2
Grand Final				
Blackburn Black	10.6.66	def	North Ringwood	2.2.14
Under 11 Division B				
Elimination Final				
Mooroolbark	3.8.26	def	Waverley Blues	0.1.1
Qualifying Final				
Bayswater	6.9.4	def	Knox	1.6.12
First Semi Final				
Mooroolbark	5.0.30	def	Knox	3.6.24
Second Semi Final				
Glen Waverley Rovers	11.1.67	def	Bayswater	1.1.7
Preliminary Final				
Mooroolbark	2.9.21	def	Bayswater	3.0.18
Grand Final				
Glen Waverley Rovers	5.6.36	def	Mooroolbark	1.3.9
Under 11 Division C				
Elimination Final				
Croydon	7.7.49	def	Waverley Blues	2.4.16
Qualifying Final				
Upper Ferntree Gully	8.5.53	def	Mitcham	0.2.2
First Semi Final				
Mitcham	10.4.64	def	Croydon	2.2.14
Second Semi Final				
Upper Ferntree Gully	6.7.43	def	Lysterfield	3.5.23
Preliminary Final				
Mitcham	6.4.40	def	Lysterfield	3.5.23
Grand Final				
Upper Ferntree Gully	6.5.41	def	Mitcham	1.5.11
Under 11 Division D				
Elimination Final				
The Basin	2.5.17	def	Blackburn	0.2.2
Qualifying Final				
Glen Waverley Rovers	3.3.21	def	Eastern Lions	2.3.15
First Semi Final				
Eastern Lions	3.9.27	def	The Basin	3.3.21
Second Semi Final				
Rowville Gold	5.5.35	def	Glen Waverley Rovers	3.10.28
Preliminary Final				
Glen Waverley Rovers	8.10.58	def	Eastern Lions	1.5.11
Grand Final				
Rowville	8.5.53	def	Glen Waverley Rovers	1.1.7

<SEN Teams of the Year

Division One

Coach: Mick Fogarty (Noble Park) **Captain:** Ryan Mullett (Vermont)

B	Tom Hooker (Balwyn)	Rod Crowe (Balwyn)	Sam Macauley (Blackburn)	
HB	Marcus Carroll (East Burwood)	Luke Williams (Knox)	Paul Bunn (Blackburn)	
C	Shane Clayton (Norwood)	Craig Anderson (Noble Park)	David Marcius (Scoresby)	
HF	Peter Summers (Balwyn)	Ben Fraser (Blackburn)	Ziggie Alwan (Noble Park)	
F	Shayne Allan (Noble Park)	Leigh Williams (Norwood)	Chris Hoegel (Scoresby)	
Foll	Luke Van Rheenan (Scoresby)	Ryan Mullett (Vermont)	Kyle Martin (Noble Park)	
Int	Chris Grant (Croydon)	Kirby McConnon (Scoresby)	Luke Vogels (East Ringwood)	Neil Winterton (Mulgrave)

Division Two

Coach: Simon Rourke (Lilydale) **Captain:** Leigh Murphy (Doncaster East)

B	Andrew Teakel (Wantirna South)	Brent Jane (Bayswater)	Jye Goodman (Montrose)	
HB	Trent Georgiou (Mooroolbark)	Kris Shore (Lilydale)	John Hindson (Waverley Blues)	
C	Dylan Rickard (Montrose)	Leigh Murphy (Doncaster East)	Matthew Davey (Rowville)	
HF	Justin Van Unen (Doncaster East)	Jay Sherlock (Upper Ferntree Gully)	Fraser Pope (Montrose)	
F	Nathan O'Keefe (Lilydale)	Kire Talevski (Mooroolbark)	Michael Jamieson (Wantirna South)	
Foll	Sean Currey (Upper Ferntree Gully)	Matt Polkinghorne (Mooroolbark)	Dean Stephen (Montrose)	
Int	Andrew Bawden (Lilydale)	Bernie Dinneen (Bayswater)	Matt Petracca (Upper Ferntree Gully)	Jake Taylor (Lilydale)

Division Three

Coach: Adam Bester (Doncaster) **Captain:** Tom Naughtin (Warrandyte)

B	Dion Mullett-Treloar (Warrandyte)	Ben Marganis (Doncaster)	Stephen Pepping (Chirnside Park)	
HB	Tom Naughtin (Warrandyte)	Matt Schimmelbusch (Doncaster)	Rory Harbeck (North Ringwood)	
C	Chris Annakis (Doncaster)	Simon Godfrey (Mitcham)	Jamie Bain (Templestowe)	
HF	James Candler (North Ringwood)	Jason Heath (Boronia)	Ryan Bain (Templestowe)	
F	Michael Morello (Warrandyte)	Paul Eccles (Templestowe)	Adrian Gallace (Doncaster)	
Foll	Adam Tuck (North Ringwood)	Dean Grice (Boronia)	Anthony Sharp (North Ringwood)	
Int	Paul De Chellis (Templestowe)	Pat Garrity (Boronia)	Jacob Hislop (Doncaster)	Jarrold Witnish (Mitcham)

Division Four

Coach: Steve Buckle (Heathmont) **Captain:** Leigh Odermatt (Heathmont)

B	Jess Moore (Ferntree Gully Eagles)	Todd Burley (South Belgrave)	Clint Walker (Glen Waverley Hawks)	
HB	Mark Cullen (Silvan)	Andrew Azzopardi (Glen Waverley Hawks)	Tom Hallinan (South Belgrave)	
C	Adam Newing (Silvan)	Mark Shalders (Nunawading)	Anthony Hickey (Heathmont)	
HF	Matt Carnelley (Glen Waverley Hawks)	Leigh Odermatt (Heathmont)	Andy Cultrera (The Basin)	
F	Lukas Appleby (South Belgrave)	Darren Sheen (Heathmont)	Brent Isles (Canterbury)	
Foll	Daniel De Ieso (Ferntree Gully Eagles)	Daniel Den Braber (The Basin)	Ryan Clarke (Forest Hill)	
Int	Dustin Apps (South Belgrave)	Max Kruger (The Basin)	Darren Murphy (Eastern Lions)	Fia Tootoo (Glen Waverley Hawks)



<Life Members

Life Members

Clive Sleeman *
Reg Mathews *
Cliff Tomkins *
Walter Cornhill*
Paul Edie *
Sir Gilbert Chandler *
Kevin Pratt *
Frank Bibby
James Austin *
Albert McLellan *
Gerald Black *
Kenneth Wright *
Les Leete *
Gordon Parker *
William Baldwin *
Jim Elmer *
A Robert Tregear
Barry Raymer
Wayne Reddaway
Ian Kerr
Gary Brunnen
Ron Smith
Ken Walters
Heather Kleesh
Peter Coloretto
Brian Hawkins
Sandra Smith
Peter Luttick
Len Mackay *
Vern Clausen
Geoff Dempster
John Milburn
Margaret Trollop
Michael Whiting
Rob Peak
Steve Semken*
Craig Braddy

* Denotes deceased

300 Game Player Life Members

Steve Mills
Graeme Allan
Alan Bateson
Phil Mason
Geoff D'Arcy *
John Hayhurst
Colin Tainton
Robert Hayhurst
Des Brown
Bill Duff
Steven Davis
Gordon Cowley
Peter Steele
Robin Rogers
Peter Bowie
John Wood
Colin Schelfhout
Stuart Cook
Bill Bowie
Neale Trollope
Graeme Milburn
Roy Baldwin
Allan Shaw
Terry Morris
John Harrop
Anthony Gleeson
Ian Spencer
Peter Baker
Len Taylor
Doug Brumby
Greg Smith
Roger O'Brien
Bill Leach
Kevin Heinze*
Brian Coopersmith
Brendan Curtis
Max Vincent
Andy Hayman
Alex Argentino
Trevor McPhee*

Ken Melville
Bill Mutsaers
Keith Stocker
Craig Marson
Patrick Schneider
Mark Gow
Greg Smith
Don Hall*
Alan Espie
Alan Whelan
Les Millar
David Dietrich
Lorenzo Marotti
Ray Lacey
Neil Wells
John O'Brien
Paul Fyander
Michael Redpath
Tony Walsh
Greg Krenn
Anthony Hehir
Paul Sparkes
Terry McCormick
Colin Krenn
Darren Mason
David Bending
Scott Fritsch
Steve O'Gorman
Nick Tennant
Erwin Anadoli
Cameron Browne
Dean Buckley
Mark Djordevic
Rod Marget
Gerald Toohey
Dale Vitoritti
Matt Richards
Andrew Smith
Andy Lee

* Denotes deceased

Vale

The EFL this year mourned the passing of three individuals in Vincent Bonanno, Shaun Bergin and James Logan.

Vincent spent many of his childhood years at Silvan, eventually becoming a senior player for his beloved Cats.

Shaun was in his first year at Balwyn and in the EFL, having spent time at South Bendigo and as a rookie at Hawthorn Football Club. He was promoted to Balwyn's senior team midway through the 2011 season to be regularly named among the Tigers' best players.

James' involvement at Warrandyte encompassed roles of premierships player, volunteer and secretary. "Jimmy" played over 200 games for the Bloods and was instrumental in the club's 2006 division four premiership. He also served as the club's secretary for over 10 years and was named the club's youngest life member in 2009.

Below: Dean Grice became an EFL legend this year



EFL Legends*

Ian Clark	1970 (3)	1972 (2)	1974 (3)			
Russell Stratton	1988 (4)	1990 (3)	1993 (4)	1996 (3)		
Gary Galvin	1980 (1)	1981 (2)	1982 (1)			
Gavin McNay	1989 (4)	1991 (3)	1994 (3)			
Matt Price	2001 (4)	2003 (3)	2005 (3)	2008 (3)	2009 (3)	2010 (3)
Nick Cox	2000 (1)	2004 (3)	2006 (2)			
Ian Atkinson	1998 (3)	2006 (4)	2007 (4)			
Bernie Dinneen	2005 (1)	2006 (1)	2010 (2)			
Dean Grice	2007 (3)	2008 (3)	2011 (3)			

* Any player in the EFL senior ranks (not reserves) who has achieved three league best and fairest wins in his career, is awarded EFL Legend status (division in brackets).

Financial Report >

Statement by Board Members

The board has determined that the association is not a reporting entity and that this special purpose financial report should have been prepared in accordance with the accounting policies outlined in Note 1 to the financial statements.

In the opinion of the board the financial report as set out on pages 34 to 39,

1. Presents fairly the financial position of the Eastern Football League as at 31 October 2011 and its performance for the year ended on that date in accordance with Note 1 to the financial statements.
2. At the date of this statement, there are reasonable grounds to believe that the Eastern Football League will be able to pay its debts as and when they fall due.

This statement is made in accordance with a resolution of the board and is signed for and on behalf of the board by:

**Chairman**

Graham Halbish

**Deputy Chairman**

Peter Bailey

Dated this 16th day of November 2011

<Financial Report

Statement of Financial Position

AS AT 31 OCTOBER 2011

	Note	2011	2010
Current Assets			
Cash and cash equivalents	3	1,006,229	812,657
Trade and other receivables	4	43,084	110,096
Other current assets	5	181,489	142,323
Total Current Assets		1,230,802	1,065,076
Non Current Assets			
Property, plant and equipment	6	639,479	617,033
Total Non Current Assets		639,479	617,033
TOTAL ASSETS		1,870,281	1,682,109
Current Liabilities			
Trade and other payables	7	78,770	61,173
Total Current Liabilities		78,770	61,173
Non Current Liabilities			
Provisions	8	37,245	42,596
Total Non Current Liabilities		37,245	42,596
TOTAL LIABILITIES		116,015	103,769
NET ASSETS		1,754,266	1,578,340
Equity			
Retained earnings		1,754,266	1,578,340
TOTAL EQUITY		1,754,266	1,578,340

Statement of Comprehensive Income

FOR YEAR ENDED 31 OCTOBER 2011

	Note	2011	2010
Sales Revenue		712,340	819,035
Cost of Sales		495,747	564,707
Gross Profit		216,593	254,328
Other Revenues	2	2,700,591	2,289,886
Expenses		2,741,258	2,456,750
Profit before income tax		175,926	87,464
Income tax expense	1e	0	0
Profit for the year		175,926	87,464
Other Comprehensive Income for the year, net of tax		0	0
Total Comprehensive Income		175,926	87,464

The accompanying notes form part of these financial statements.

Statement of Changes in Equity

AS AT 31 OCTOBER 2011

	Retained Earnings \$	Total
Balance at 31 October 2009	1,490,876	1,490,876
Profit attributable to the members of the company	87,464	87,464
Balance at 31 October 2010	1,578,340	1,578,340
Profit attributable to the members of the company	175,926	175,926
Balance at 31 October 2011	1,754,266	1,754,266

Statement of Cash Flows

FOR YEAR ENDED 31 OCTOBER 2011

	Note	2011	2010
Cash flows from operating activities			
Cash receipts in the course of operations		3,755,666	3,284,127
Interest Received		26,535	18,515
Cash payments in the course of operations		(3,540,135)	(3,287,657)
Interest and other costs of finance paid		(4,264)	(3,206)
Net cash provided by (used in) operating activities	9	237,802	11,779
Cash flows from investing activities			
Payments for property, plant and equipment		(44,230)	(39,486)
Proceeds from sale of property, plant and equipment		0	20,500
Net cash (used in) provided by investing activities		(44,230)	(18,986)
Net increase (decrease) in cash held		193,572	(7,207)
Cash at beginning of the financial year	3	812,657	819,864
CASH HELD AT THE END OF FINANCIAL YEAR	3	1,006,229	812,657

<Financial Report

Notes to and forming part of the Financial Statement

FOR THE YEAR ENDED 31 OCTOBER 2011

1. Summary of Significant Accounting Policies

This financial report is a special purpose financial report prepared in order to satisfy the financial reporting requirements of the Associations Incorporation Act 1981 (Vic), for use by the members of the league and to fulfil the board's requirements to prepare financial statements.

The financial report has been prepared in accordance with the requirements of the Associations Incorporation Act 1981 (Vic) and the following Accounting Standards:

AASB 101	Presentation of Financial Statements
AASB 107	Statement of Cash Flows
AASB 108	Accounting Policies, Changes in Accounting Estimates and Errors
AASB 110	Events after the Reporting Date
AASB 116	Property, Plant and Equipment
AASB 117	Leases
AASB 118	Revenue
AASB 1031	Materiality

No other applicable Accounting Standards, Australian Accounting Interpretations or other authoritative pronouncements of the Australian Accounting Standards Board have been applied.

The financial report has been prepared on an accruals basis and is based on historic costs and does not take into account changing money values or, except where specifically stated, current valuations of non-current assets.

The following material accounting policies, which are consistent with the previous period unless otherwise stated, have been adopted in the preparation of this financial report.

a) PROPERTY, PLANT & EQUIPMENT

Each class of property, plant and equipment is carried at cost or fair value less, where applicable, any accumulated depreciation and impairment loss.

The carrying amount of plant and equipment is reviewed annually by directors to ensure it is not in excess of the recoverable amount from these assets. The recoverable amount is assessed on the basis of the expected net cash flows that will be received from the assets employment and subsequent disposal. The expected net cash flows have been discounted to their present values in determining recoverable amounts.

Subsequent costs are included in the asset's carrying amount or recognised as a separate asset, as appropriate, only when it is probable that future economic benefits associated with the item will flow to the association and the cost of the item can be measured reliably.

All other repairs and maintenance are charged to the income statement during the financial period in which they are incurred.

The directors have assessed the current market value of the league's land and buildings as at least \$755,000, based on the most recent Knox City Council valuation.

b) DEPRECIATION

The depreciable amount of all fixed assets is depreciated on a straight line basis over their useful lives commencing from time the asset is held ready for use.

The depreciation rates used for each class of assets are as follows:

Freehold Improvements	9% to 33%
Furniture and Equipment	20%
Computers	20%
Motor Vehicles	20%

c) LEASES

Leases of fixed assets where substantially all the risks and benefits incidental to the ownership of the asset, but not the legal ownership, are transferred to the association are classified as finance leases.

Finance leases are capitalised by recording an asset and a liability at the lower of the amount equal to the fair value of the leased property or the present value of the minimum lease payments, including any guaranteed residual values. Lease payments are allocated between the reduction of the lease liability and the lease interest expense for the period.

Leased assets are depreciated on a straight-line basis over their estimated useful lives where it is likely that the association will obtain ownership of the asset or ownership over the term of the lease.

d) REVENUE RECOGNITION

Sales Revenue

Sales Revenue represents revenue earned (net of returns, discounts and allowances) from the sale of products and services. Sales revenue is recorded when the goods are dispatched.

Interest Income

Interest Income is recognised as it accrues.

Asset Sales

The profit or loss on disposal of assets is included as revenue of the association. Such profit or loss on disposal of assets is brought to account at the date an unconditional contract of sale is signed.

e) INCOME TAX

The league has been granted an income tax exemption by the Australian Tax Office.

f) INVENTORIES

Inventories are measured at the lower of cost and net realisable value. The cost is based on the first in, first out principle and includes expenditure incurred in acquiring the inventories and bringing them to their existing condition and location.

Net realisable value is determined on the basis of the company's normal selling pattern. Expenses of marketing, selling and distribution to customers are estimated and are deducted to establish net realisable value.

g) EMPLOYEE BENEFITS

Provision is made for the association's liability for employee benefits arising from services rendered by employees to balance date. Employee benefits that are expected to be settled within one year have been measured at the amounts expected to be paid when the liability is settled, plus related on-costs. Employee benefits payable later than one year have been measured at the present value of the estimated future cash outflows to be made for those benefits.

h) GOODS AND SERVICES TAX

Revenues, expenses and assets are recognised net of the amount of GST, except where the amount of GST incurred is not recoverable from the Australian Taxation Office. In these circumstances, the GST is recognised as part of the cost of acquisition of the asset or as part of an item of the expense. Receivables and payables in the statement of financial position are shown inclusive of GST.

i) IMPAIRMENT OF ASSETS

At each reporting date, the association reviews the carrying values of its tangible and intangible assets to determine whether there is any indication that those assets have been impaired. If such an indication exists, the recoverable amount of the asset, being the higher of the asset's fair value less costs to sell and value in use, is compared to the asset's carrying value. Any excess of the asset's carrying value over its recoverable amount is expensed to the income statement.

Where it is not possible to estimate the recoverable amount of an individual asset, the group estimates the recoverable amount of the cash-generating unit to which the asset belongs.

j) COMPARATIVE AMOUNTS

Where required by Accounting Standards comparative figures have been adjusted to conform with changes in presentation for the current financial year.

New Accounting Standards

A number of new standards, amendments to standards and interpretations are effective for annual periods beginning after 1 July 2010 and have not been applied in preparing these financial statements. None of these is expected to have a significant effect on the financial statements of the League.

<Financial Report

Notes to and forming part of the Financial Statement

FOR THE YEAR ENDED 31 OCTOBER 2011

	2011	2010
2. Operating Profit / (Loss)		
Operating revenue and expenses		
Operating profit has been arrived at after including		
Operating revenue	3,412,931	3,108,921
3. Cash and Cash Equivalents	1,006,229	812,657
4. Trade and Other Receivables		
Debtors	50,784	127,253
Less provision for doubtful debts	(7,700)	(17,157)
	43,084	110,096
5. Other Current Assets		
Stock on hand	42,990	42,187
Other debtors	129,318	87,279
GST receivable	9,181	12,857
	181,489	142,323
6. Property, Plant & Equipment		
Freehold land at cost	240,000	240,000
Building at cost	303,264	303,264
	543,264	543,264
Freehold improvements at cost	31,393	33,033
Less accumulated depreciation	(19,602)	(20,255)
	11,791	12,778
Computer at cost	72,867	85,209
Less accumulated depreciation	(59,458)	(82,504)
	13,409	2,705
Furniture & equipment at cost	102,715	99,454
Less accumulated depreciation	(69,476)	(66,428)
	33,239	33,026
Motor vehicle at cost	53,840	30,255
Less accumulated depreciation	(16,064)	(4,995)
	37,776	25,260
Total property, plant & equipment	639,479	617,033

6. Property, Plant & Equipment

Movement in carrying amounts

	Freehold Land \$	Buildings \$	Freehold Improves \$	Furniture & Equipment \$	Computer \$	Motor Vehicle \$	Total \$
Balance at 31 October 2009	240,000	303,264	13,697	31,927	2	20,733	609,623
Additions	0	0	0	5,942	3,289	30,255	39,486
Disposals/Transfers	0	0	0	448	0	18,023	18,471
Depreciation expense	0	0	919	4,395	586	7,705	13,605
Balance at 31 October 2010	240,000	303,264	12,778	33,026	2,705	25,260	617,033
Additions	0	0	0	4,761	15,884	23,585	44,230
Disposals/Transfers	0	0	117	80	890	0	1,087
Depreciation expense	0	0	870	4,468	4,290	11,069	20,697
Balance at 31 October 2011	240,000	303,264	11,791	33,239	13,409	37,776	639,479

	2011	2010
7. Trade & Other Payables		
Trade creditors & accruals	36,758	25,809
Employee benefits	42,012	35,364
	78,770	61,173
8. Provisions		
Non current liabilities		
Provision for employee entitlement	37,245	42,596
9. Cash Flow Information		
Reconciliation of cash flow from operations with		
Profit after income tax		
Profit after income tax	175,926	87,464
Non-cash flows in profit		
Depreciation	20,697	13,605
Gain/(loss) on disposal	1,087	(2,889)
Change in assets and liabilities		
(Increase)/decrease in trade and other receivables	28,649	(88,269)
Increase/(decrease) in trade and other payables	17,595	9,972
Increase/(decrease) in provisions	(5,349)	4,714
(Increase)/decrease in stock on hand	(803)	(12,818)
	237,802	11,779

10. Association Details

The principal place of business of the association is:
 Eastern Football League Inc.
 256 Scoresby Road
 Boronia VIC 3155

<Financial Report

Independant Audit Report To the Members of Eastern Football League

We have audited the accompanying financial report of Eastern Football League, being a special purpose financial report, which comprises the statement of financial position as at 31 October 2011, the statement of comprehensive income, statement of changes in equity and statement of cash flows for the year then ended, notes comprising a summary of significant accounting policies and other explanatory information and the statement by the Board members.

Board's Responsibility for the Financial Report

The Board is responsible for the preparation and fair presentation of the financial report and have determined that the accounting policies described in Note 1 to the financial statements which form part of the financial report are appropriate to meet the financial reporting requirements of the Associations Incorporation Act (Vic) 1981 and are appropriate to meet the needs of the members. The Board is also responsible for such internal control as the Board and management determines is necessary to enable the preparation of the financial report that is free from material misstatement, whether due to fraud or error.

Auditor's Responsibility

Our responsibility is to express an opinion on the financial report based on our audit. We conducted our audit in accordance with Australian Auditing Standards. Those standards require that we comply with relevant ethical requirements relating to audit engagements and plan and perform the audit to obtain reasonable assurance about whether the financial report is free from material misstatement.

An audit involves performing procedures to obtain audit evidence about the amounts and disclosures in the financial report. The procedures selected depend on the auditor's judgement, including the assessment of the risks of material misstatement of the financial report, whether due to fraud or error. In making those risk assessments, the auditor considers internal control relevant to the entity's preparation of the financial report that gives a true and fair view in order to design audit procedures that are appropriate in the circumstances, but not for the purpose of expressing an opinion on the effectiveness of the entity's internal control. An audit also includes evaluating the appropriateness of accounting policies used and the reasonableness of accounting estimates made by management, as well as evaluating the overall presentation of the financial report.

We believe that the audit evidence we have obtained is sufficient and appropriate to provide a basis for our audit opinion.

Independence

In conducting our audit, we have complied with the independence requirements of the Australian professional ethical pronouncements.

Opinion

In our opinion the financial report presents fairly, in all material respects, the financial position of Eastern Football League as at 31 October 2011 and its financial performance for the year then ended in accordance with the accounting policies described in Note 1 to the financial statements and Associations Incorporation Act (Vic) 1981.

Basis of Accounting and Restriction on Distribution

Without modifying our opinion, we draw attention to Note 1 to the financial report, which describes the basis of accounting. The financial report has been prepared to assist Eastern Football League to meet the requirements of the Associations Incorporation Act (Vic) 1981. As a result, the financial report may not be suitable for another purpose.

Bentleys Melbourne Partnership
Chartered Accountants

Martin Fensome
Partner

Dated in Melbourne on this 16th day of November 2011

Compilation Report

To the Members of Eastern Football League

Scope

On the basis of information provided by the board of the Eastern Football League, we have compiled in accordance with APES 315 Compilation of Financial Information the Trading Statement of the Eastern Football League for the year ended 31 October 2011 as set out on pages 42 to 43.


The specific purpose for which the Trading Statement has been prepared is to provide private information to the board. No accounting standards and other mandatory professional reporting requirements have been adopted in the preparation of the Trading Statement.

The board are solely responsible for the information contained in the Trading Statement and have determined that the accounting policies used are consistent and are appropriate to satisfy the requirements of the board.

Our procedures used accounting expertise to collect, classify and summarise the financial information, which the board provided, into a financial report. Our procedures do not include verification or validation procedures. No audit or review has been performed and accordingly no assurance is expressed.

To the extent permitted by law, we do not accept liability for any loss or damage which any person, other than the league, may suffer arising from any negligence on our part. No person should rely on this Trading Statement without having an audit or review conducted.

The Trading Statement was prepared for the benefit of the league and its members and the purpose identified above. We do not accept responsibility to any other person for the contents of the Trading Statement.



Bentleys Melbourne Pty Ltd
Chartered Accountants

Martin Fensome
Director

Dated in Melbourne on this 16th day of November 2011

<Financial Report

Trading Statement

FOR THE YEAR ENDED 31 OCTOBER 2011

	2011	2010
Income		
Sales	672,731	780,505
Licence fee	39,609	38,530
	712,340	819,035
Less Cost of Sales		
Opening stock	42,187	29,377
Purchases	496,550	577,517
Closing stock	42,990	42,187
	495,747	564,707
TRADING PROFIT	216,593	254,328
Other Income		
Affiliation fees	120,000	112,500
AFL Victoria grant	60,140	61,254
Blue Ribbon Foundation	26,273	17,911
Development funding program	5,459	17,378
DVD sales	47,574	38,324
Finals	429,651	395,378
Finals levy	40,196	39,737
Fines	14,934	19,228
Future leaders development program	307,332	117,790
Grass project	4,691	6,004
Insurance – Club	343,838	328,545
Interest	26,535	18,515
Lightning Premierships	7,400	7,410
Player registrations	48,243	48,140
Presentation nights	54,145	58,530
Profit on sale – Assets	(1,088)	2,889
Records	64,762	48,320
Sponsorships	504,394	376,567
Sundry revenue	19,208	39,823
The Main Event	0	227
Umpires fees	576,904	535,416
TOTAL INCOME	2,917,184	2,544,214
Less total expenses	2,741,258	2,456,750
OPERATING SURPLUS	175,926	87,464

These financial statements should be read in conjunction with the attached Compilation Report.

Trading Statement

FOR THE YEAR ENDED 31 OCTOBER 2011

	2011	2010
Expenses		
Affiliations	1,049	1,226
Auditor's remuneration	7,900	7,400
Awards and presentations	16,763	10,676
Bank charges and interest	4,264	3,205
Blue Ribbon Foundation donation	26,273	17,911
Cleaning and maintenance	23,674	80,578
Computer maintenance	2,082	3,617
Depreciation of fixed assets	20,697	13,605
Development funding program	92,125	84,102
Donations	57	550
Doubtful debts provision	(9,457)	4,963
DVD production	50,746	43,360
EFL Media	38,364	14,459
Employee placement costs	205	0
Executive expenses	8,086	9,827
External consultant costs	17,154	11,963
FBT expense	(1,145)	6,506
Finals expenses	276,399	237,273
Finals levy expense	40,196	39,737
Future leaders development program	242,311	83,909
Grass project	0	7,000
Insurance - General	51,768	41,966
Insurance - Club	344,113	328,479
Interleague matches	17,808	16,678
Internet access for clubs	816	10,964
Internet costs	2,969	5,651
Investigation costs	3,000	1,545
Junior committee expenses	2,627	2,764
Light and power	8,507	9,043
Lightning Premierships - Junior division	1,643	793
Meetings	5,199	5,184
Motor vehicle expenses	12,229	9,681
Payroll tax	10,405	11,748
Presentation nights	50,242	66,809
Printing and stationery	31,768	30,304
Publications	13,507	13,426
Rates and taxes	3,730	3,402
Records	56,914	48,222
Salaries and superannuation	584,738	561,216
Seminars and training	5,082	1,388
Sponsorship costs	33,281	24,349
Staff amenities	6,745	4,224
Sundry expenses	25,565	14,681
Telephone	30,820	23,985
Umpires	579,469	536,781
Web development	570	1,600
TOTAL EXPENSES	2,741,258	2,456,750

These financial statements should be read in conjunction with the attached Compilation Report.

Clockwise from top: Extra time called for desperate measures from the Hawks in a nail-biting grand final at Boronia; the Jets celebrate a hard-earned premiership victory; a chain of a contest is evident as the Hawks' Darren Dewar's spoil attempt is thwarted by Heathmont's Leigh Odermatt; the Jets' Matthew Baker braces for a bump.



League Directory >

Registered Office

EFL House
256 Scoresby Road
Boronia 3155

Telephone 9762 5766
Facsimile 9761 1315

www.efl.org.au
www.facebook.com/footyefl
Twitter: @footyefl

Chairman

Graham Halbish

Deputy Chairman

Peter Bailey

Board

Leon Bailey
Tim Finemore
Kerry Freer
David Flintoff
Paul Molan
Paul Payne
Jim Walker

Junior Committee Chairman

Leon Bailey

Deputy Chairman

Colleen Lockhart

Junior Committee

Bernard Fewster
Marilyn Hoggett
Heather Leslie
Mark Pascoe
Ian Singleton

Chief Executive Officer

Rob Sharpe

General Manager: Football Operations

Phil Murton

Manager: Junior Football

Rod Cordwell

Media Manager

Lauren Wood

Client Liaison Officer

Michele Urbano

Accounts Manager

Peter Luttick

Head of Umpiring

Cameron Nash

Development Manager

Mark Freeman

Field Umpire Coach

Shane Mason

Goal Umpire Coach

Garry Baumgarten

Boundary Umpire Coach

Des Seaton

Junior Field Umpire Coach

Phil Hermann

Junior Development Officers

Gerard Bolton
Matthew Brereton
Jack Murfett

Junior Field Observers

John Adams
Graeme Bushby
Martien Pruysiers

Umpire Fitness Coach

Peter Enright

Womens Liaisons Officer

Holly Anderson

Senior Field Umpires Observers

Peter Enright
Bruce Onken
Darren Robertson
Marc Lawson

Senior Boundary Observers

Trevor Finch
Peter Storey

Tribunal Chairman

Michael Rodriguez

Deputy Chairman

Terry Graham

Tribunal Members

John Allpress
Michael Berkley
Murray Black
Wal Constable
Michael Ditchburn
Grant Hinton
Terry Lewis
Mervyn Lindsay
Peter Sinclair

Investigation Officers

Kevin Barrie
Tim Cron
Roger Schranz

Trainers' Association President

Graeme Cocking

Umpires' Association President

Andrew Wheeler



EASTERN FOOTBALL LEAGUE

Registered Office

EFL House
256 Scoresby Road
Boronia 3155

Telephone 9762 5766

Facsimile 9761 1315

www.efl.org.au

www.facebook.com/footyefl

Twitter: @footyefl