



EASTERN FOOTBALL LEAGUE 2010 ANNUAL REPORT





# Contents

- 1 Mission Statement
- 2 Chairman
- 4 Chief Executive Officer
- 6 Senior Competition
- 8 Junior Competition
- 11 Media
- 12 Umpires/Trainers/Tribunal
- 14 Season 2010
- 19 Interleague
- 21 Team Listing
- 22 Awards
- 24 Senior Ladders
- 25 Senior Finals Results
- 26 Junior Ladders
- 28 Junior Finals Results
- 30 SEN Teams of the Year
- 32 Life Members
- 33 Financial Report
- 45 League Directory







## Mission

The Eastern Football League will effectively promote and facilitate the playing and development of Australian Football for the benefit of all participants, at all levels throughout the east of metropolitan Melbourne.

## Our Values

The Eastern Football League maintains a strong belief system that underpins its actions and the way the league is run.

- We believe in the concept of “a fair go”
- We recognise the efforts of those who contribute to the well being of the game at EFL level
- We treat safety as a priority
- We strive to innovate
- We support the big picture and understand that we are one part of a wider football community
- We define our position and defend this when appropriate.



Previous page from top L to R: Blackburn and Lilydale played in this years RoadSafe colts division one grand final; Nathan Parker (right) won the Blue Ribbon Medal in the division four reserves grand final; Billy Brownless and Peter Hitchener draw the Round Nine competition winner – East Ringwood; A record 40 sides were entered in this years Commonwealth Bank under 10 Lightning Premiership. This page from top L to R: 2010 was the first year that under nine players competed in the Commonwealth Bank Lightning Premiership; The Waverley Blues recorded back to back premierships in the division two reserves; Balwyn's Alan Murray takes a customary high fly during 2010 against Noble Park; Glen Waverley Rovers were the first ever winner of an under 11C premiership in the EFL.





# Chairman

The 2010 season proved to be one of great opportunity.

A record 28 premierships were contested in grades ranging from our under 11's through to our veterans. Noble Park recorded their third EFL senior premiership in division one, as they held aloft the premiership cup for the first time since 2004 in a very even division one season. In division two Mulgrave achieved an inspired premiership victory after a 31 year drought. In division three Upper Ferntree Gully won their first premiership for 12 years and in division four Templestowe recorded a resounding victory and their first flag since 1997. To all of our 2010 premiers we congratulate you on your efforts and to the other teams that this year didn't achieve premiership success, we applaud your efforts and the way that you played the game.

Noble Park and Scoresby fought it out for the 2010 division one premiership cup after neither of these clubs in 2009 could manage a final five position. It is worth reflecting on recent division one form, as past seasons have indeed been a revelation.

In the past five years 10 teams have competed in the EFL division one senior finals. This year Scoresby entered the finals race for the first time since 2001 and for Norwood it was their first time ever in finals at this level. In recent years we have also seen the emergence of Croydon, Blackburn, Lilydale and Balwyn as genuine finals contenders.

Each of these clubs have managed the pathway to what they have achieved in their own specific way. This has certainly increased the competitiveness in division one and confirms just how far that structure and commitment can take you.

The league has maintained a strong belief that size, scale and a system of promotion and relegation ensures that clubs have a level that is appropriate for them at that particular time. It is for this and other reasons that we believe that a free market situation within a structured framework works best for the EFL competition.

Our clubs serve as great examples to each other and challenge each to be better. The board takes considerable satisfaction from the way that EFL clubs, through all levels of this competition, have broadened their outlook on how they should run, to the values that they uphold and their commitment to positively influence people both young and old, on and off the field of play.

The 100% commitment from EFL senior clubs to the Australian Drug Foundation's Good Sports Program is a case in point. In 2010 the EFL significantly and notably became the first sporting organisation nationally to have achieved that status.

The concept of having all senior clubs involved with the Good Sports Program was one of the initial aims of the EFL's Road Safety Program, which was introduced in 2009 through the support of the TAC and ConnectEast. Whilst the aim was to have all 43 clubs associated with Good Sports by the end of 2011, EFL clubs must be commended for how quickly they adopted the program; to see the league go from 19 accredited clubs at the start of 2009, to all 43 senior clubs accredited a year ahead of schedule.

The league should also recognise the support of the Australian Drug Foundation during our senior grand finals, with the Foundation further promoting the Good Sports message by having the logo on the back of all umpires tops on grand final days. This initiative helped further promote the Good Sports message to the wider EFL public.

Local sport and in particular EFL footy, provides not only great possibilities for the many that play it but great satisfaction for those volunteers who run it. For the many thousands of supporters their own club can be a place of great opportunity, of great companionship and of great satisfaction.

There will be many powerful memories this year for the many tens of thousands who "go local" for their footy in the eastern suburbs of Melbourne.

The EFL division one grand final day and Bayswater Oval are a growing institution. Now in part formalised by the City of Knox's willingness to commit to a five year tenancy with the EFL, its traditions will continue to grow. It provides a place to celebrate our seasons, to catch up with old friends, for some of us an occasional sip and the chance to bid adieu to each season.

The State Government has committed funds of \$380,000 to support the leagues efforts to work with the City of Knox and tenant clubs in the further development of the Bayswater facilities. Together with the additional support expected from the AFL, in excess of \$500,000 will be available for improvements currently being planned for 2011 and beyond.

Local councils continue to support the development of club facilities and the EFL's growing reputation at all levels



of government is proving to be one of great benefit to clubs. Despite drought breaking rains, playing surfaces in general stood up well and significant infrastructure improvements were undertaken across the competition.

The coming season will mark the 50th year since the naming of the Eastern Districts Football League. We remain the largest Australian Football competition in Australia and in 2011 will be further strengthened by the recent affiliation of Silvan FC, the Park Orchards FC and the Lysterfield JFC.

It will be a year which provides the opportunity to reflect on the positive way this competition has progressed in several areas of endeavour and to be reminded of the contribution that EFL football has made to the vast local community over 50 years.

**Graham Halbish**

# Sponsors

Principal Sponsor



Major Sponsors



Support Sponsors



Previous page, from top L to R: Graham Halbish; Bruce Peak; Leon Bailey; Peter Bailey; Tim Finemore; David Flintoff; Kerry Freer; Paul Molan; Paul Payne; Jim Walker. This page, from top L to R: A record crowd attended this years division four grand final; The Eastern Footballer cover that celebrated Round Nine in the EFL; The Good Sports logo featured on the back of umpire tops in all senior grand final matches.





# Chief Executive Officer

The game of Australian Football remains extremely well positioned for growth. The EFL is well placed to deliver our local version of the game conducted between well managed clubs representing suburb based communities. The EFL spreads across eight municipalities with a combined population of 1.17 million, a figure that compares favorably with the City of Adelaide (1.19 million). Roads such as EastLink, Maroondah Highway, Canterbury Road and High Street Road provide players and supporters easy access to all corners of the league. Playing or following EFL football is an increasingly convenient option for the growing number of eastern suburbs residents.

This year proved to be one of further advancement for the Eastern Football League and was highlighted by the growth in teams participating that reached a record 432. For the first time in three years there was no increase in the number of participating clubs. There was however considerable interest demonstrated by clubs seeking to join the competition in Silvan FC, Park Orchards FC and Lysterfield JFC. Each has been approved for entry into the EFL for the 2011 season.

Our aspirations that fees to clubs remain flat and that our development initiatives are funded by revenues secured from external activities remain a priority. Funding was allocated to the advancement of umpire development programs, to the improvement of operational facilities, junior interleague and to ongoing government relations programs. Building the relationship between the league and all forms of government has proved to be beneficial, in particular for the development of improved playing facilities.

The league's merchandising programs provided a trading profit of \$254,328 – an increase of \$71,134 or 39% from 2009. The programs continue to provide high quality products to clubs at better than market price that benchmark favourably against other competitions. A significant part of the increase in revenue in 2010 was generated through opportunities to provide product to customers outside of EFL clubs and further and similar growth opportunities will continue to be explored in 2011. Key apparel supply contracts have been locked in for the next two years to provide assurances that high quality EFL merchandise is provided to clubs at competitive prices.



Revenue from sponsorship and advertising for the first time reached the \$375,000 mark and was another 8% above the previous record year. In 2010 the league was able to finalise the majority of its commercial arrangements well before the season commenced. This was important as we are better able to consider and put in place programs that compliment the objectives of the sponsor.

Principal sponsor Nine News will enter the third year of their sponsorship of the EFL in 2011. They have been a committed partner for the league and we expect that year three will continue to stimulate EFL supporters to switch to Nine News. We would like to thank Channel Nine personalities such as Peter Hitchener, Tony Jones, Justin Rodski, Lisa Andrews and the Footy Show crew for showing great support to the league and EFL clubs in 2010 through their attendance at functions and events. A highlight of their support this year was our Round Nine luncheon held on the set of the Footy Show at the half way mark of our season.

The season launch at major sponsor Ferntree Gully Holden provided opportunities for a much improved presentation to clubs of our various sponsors' offers. Together with BJS Insurance, ConnectEast, Lion Nathan and radio station SEN, Ferntree Gully Holden complete an important group of major sponsors of the league. SEN also expanded their commitment, having their logo present on the runners tops in 2010.

We secured new sponsorships in 2010 with Crown, HIA Apprentices, Smash Gear and Banksia Grove Wines. Our commitment with ConnectEast, the operator of EastLink, grew to a point that we conducted featured EastLink games, whilst Coca-Cola Amatil (via their Powerade brand) and BJS Insurance extended their involvement to become ball sponsors.

Finals revenue was on budget but below that of seasons 2008 and 2009. This was caused primarily by unusually severe weather conditions particularly in the lead up games to the grand finals.

Costs remained controlled with an overall increase created through the league's investment in development programs aimed at growing the appeal of the league.

Examples of these developments included advances in security, ground signage and much improved toilet facilities to help improve the presentation of senior finals; the renovation of office facilities at EFL House; an increase in development spending on umpires; the expansion of the season launch and the grand final luncheon and the addition of the mid year presidents/sponsors Round Nine function.

Operationally, we were able to streamline our office procedures that resulted in a reduction of our administrative staff by one person. The renovated league offices enabled us to better utilise available space and provide a more effective work environment. As part of the renovation we made provision for an AFL Victoria Development Officer to be located at our offices in an effort to offer EFL House as a local hub for football in Melbourne's east.

We made significant inroads into better provisions for umpires. Appointments and payments were streamlined through our further integration of the Activsports software with the league's accounting system. The league was able to fund new umpires uniforms and provide a much more significant emphasis on development that will be further enhanced in 2011. Our Next Generation Umpire Program was successfully accepted as a nomination for the Vic Sport Awards as Best Sports Development Initiative by an Industry Association.

The league's Ladies of the East group conducted two events during the season that were again well supported. This group, established to improve the opportunities for women involved in the EFL to network, has been managed by former EFL club presidents Chris Dowling and Julie Duckworth. This year they relinquished their roles with the group, but do so knowing that they have made a significant contribution to the role that women play in the EFL.

A growing number of EFL clubs achieved a great deal with their local councils in regards to the improvement of facilities. We remain gratified by the significant improvements undertaken to facilities in 2010 and the support of all levels of government. Included were: the redevelopment of the Montrose football ground and the establishment of the new change room and social facilities; the commitment from the State Government to support the ongoing improvement to finals at Bayswater Oval; the resurfacing of Tormore Reserve (Boronia FC); extension to the pavilion at Quambee Reserve (North Ringwood FC); the reopening of East Ringwood Reserve; construction of the scoreboard and coaches boxes at Chirnside Park FC; improvements to Mooroolbark FC social rooms; improved coaches boxes and lighting at Balwyn Park; lighting installation at Eildon Park (Rowville Juniors); fencing at Glen Waverley Hawks behind the goals; reopening of the Batterham Reserve (The Basin FC); construction of the new pavilion and social rooms at Templestowe; refurbished kitchen facilities at the Bayswater junior ground and improvements to change room facilities at Surrey Park.

EFL clubs have continued to recognise the significant social impact that they formally have on those that involve themselves either as player or supporter at club level. Our clubs' willingness to embrace their responsibilities in such matters is demonstrated no better than their approach to alcohol. The EFL was the first sporting body nationally to achieve 100% Good Sports club membership, with the league formally recognised by the Australian Drug Foundation for the commitment that member clubs have shown for the adoption of policies relating to how alcohol is best managed in clubs. The EFL further promoted the Good Sports message by subsidising the cost of Responsible Serving of Alcohol training for EFL clubs, which was presented by the Australian Drug Foundation at three sessions at EFL House involving nearly 100 club volunteers.



The league extended its now five year association with the Blue Ribbon Foundation. In 2010 at each senior grand final, the league collected an additional dollar from all paying patrons. Combined with other fund raising activities conducted during the finals a total of \$17,911 was raised and donated to the Foundation.

A record 25 young players and umpires graduated through the EFL Sports Development program. This program continues to provide our trainees with a base qualification that we hope will help to improve how clubs are run, develop those involved as more complete sportsmen and women and provide opportunities to gain future employment in the sports industry.

The league changed its approach to club training in 2010. Where we had previously conducted group meetings, EFL staff offered one on one training for new club officers. Board members also played various mentoring roles in clubs during the season. It was encouraging this year to observe the Nunawading FC reestablish its administration and undertake significant steps in the development of a junior team.

There exists an increasing recognition amongst EFL clubs of the value of developing pathways for players from the youngest age groups through to senior grades, providing a firm foundation for a sustainable football club. The league also had a part to play in the introduction of a specific grade for boys and girls under eight years of age and supported the aim of establishing an improved learning environment for our youngest of players.

EFL football and EFL clubs continue to grow the awareness of their brands but more importantly the very positive attributes associated with what they do. During the season the league made some changes to how the league's logos

are represented. The current logo was modified to provide a call to action or describe a function.

It remains of considerable value to the league to have a strong sense of identity. How the competition is perceived externally is helping to encourage higher levels of involvement from youngsters starting out in the game, to players and umpires from other competitions migrating to EFL football.

The EFL's well established media team and the strength of our media partnerships continue to ensure that the league is well presented and that the efforts of the many thousands involved each weekend remain highly regarded. An extension of our media operations was the introduction of video recording of all division one senior games. These were made available to each competing club post match and available for purchase through the league office. This provided a cost effective means by which clubs could analyse their own performance and that of their opposition. The video footage was also available for umpires and club advocates as evidence in tribunal hearings or for investigative purposes.

In 2011 we will face new challenges; however the key areas of focus will remain constant:

- To maintain our financial stability and grow the contribution from non club sources
- To grow the game and how those involved enjoy the experience
- To support clubs at risk and aspire to help clubs to increase their sustainability
- To create new operational efficiencies
- To extend the equity of the EFL brand.

**Rob Sharpe**



# Senior Competition

2010 was an exciting year for the competition with some fantastic new facilities, exciting football and a host of new teams playing in finals and grand finals. The wettest Melbourne winter in over a decade also saw the return of wet weather football to many grounds across the EFL.

With Silvan FC not permitted to take their place in the EFL for season 2010, division four returned to an 11 team competition. With approval now granted, the league looks forward to Silvan entering the competition in 2011 in a 12 team division four.

After a difficult 2009 post season, the EFL board granted Nunawading's request for a move from division three to division four, with 2009 division four grand finalists Kilsyth taking the opportunity to challenge themselves in division three.

As the season got underway it was three teams that hadn't featured in the 2009 finals that set the pace in three of our divisions. Scoresby remained undefeated through the first eight rounds on their way to the division one minor premiership, while North Ringwood and Ferntree Gully Eagles set the early pace in their respective divisions. Mulgrave, with the addition of some quality players, again looked likely in division two as they progressed to the minor premiership.

New initiatives were trialed in 2010 amongst the record number of teams entered in the four divisions of RoadSafe colts. With a bye in the division one and two colts competitions, colts challenge games were introduced that saw division one and two colts teams who would have normally had a bye, playing each other in proper games for premiership points. This resulted in some great games of colts football with a number of division two teams beating their division one counterparts over the course of the season.

In order to enable teams access to more players, colts development player permits were introduced to allow those under 19 players not quite ready for the step up to senior football to remain in the colts competition for one more season. In total 29 clubs used 94 players demonstrating the demand for players of this age group remaining in underage teams.

The opening of the new Ken Dowling Pavilion at Montrose has set a new

standard for facilities in community football and the once maligned Montrose surface is now one of the best in the competition. The addition of AFL recruits Troy Simmonds and Kane Johnson ensured some big crowds were on hand at Montrose home games. The new recruits helped them return to finals action in 2010 and they look set for a big 2011 with Simmonds taking over as senior coach. New facilities were also opened at Templestowe, incorporating some unique architecture and design technology that gives the building a six star energy rating, while Surrey Park's change rooms and social club were improved significantly. East Ringwood and The Basin both returned home after a year away to new surfaces, with Whitehorse Pioneers and Boronia also having surface upgrades completed over the summer which stood up well to the rain we had.

Across the senior competition, teams who did not compete in the finals in 2009 made up 10 of the 18 finals places on offer in 2010, demonstrating the competitiveness of all our competitions. Division one, often seen as a closed shop, has had eight different teams play finals in the last two years. One of these clubs was Norwood, who made the division one finals for the first time in their clubs history in 2010 and had four players selected in the SEN division one team of the year; a great achievement for a club who were in division four in 1999.

Senior finals were held at Bayswater, Boronia, Ringwood, Mitcham and East Burwood. While poor weather impacted on crowds at some games, a record division four grand final crowd was on hand to see Templestowe overcome minor premiers Ferntree Gully Eagles in a great game. Retribution from 2009 was the theme in divisions two and three. Upper Ferntree Gully Eagles were too good for Doncaster on a wet day at Jubilee Park, while it was third time lucky for Mulgrave in division two against a young and improving Bayswater side. Noble Park was only one game and percentage inside the five after a 63 point loss to Scoresby in round 15. After narrowly defeating Croydon at the Bullring in the next round the Bulls hit form, not losing another game and going through the finals undefeated with an average winning margin of 54 points on the way to their third EFL division one premiership.



The SEN teams of the year were again selected after nominations from coaches, with squads of 30 named in each division's grand final week and the final team announced on Chandler Medal night. Ryan Mullett, Neil Winterton, Matt Price and Daniel De Ieso were all named captains of their respective divisions. Congratulations to all players nominated and thanks to all coaches for helping recognise the elite payers in each division.

An information and training session was held for club tribunal advocates during the season and was attended by over 70 club officials. Through training and the development of a resource manual, it is our hope that the difficult task of representing players at the tribunal can be made easier and simpler for clubs.

The EFL Trainers Association continues to educate and provide professional development to valued trainers at clubs across the competition. This year 190 people were put through training courses and the Trainers Association assisted the league with the provision of first aid during the senior finals.

As clubs get bigger and the professionalism of the competition increases, the demands on volunteers at clubs grows every year. It is the continued collective effort of this wonderful group of people that keeps our game and this competition as the benchmark for local football in Australia and all involved should be very proud.

## Senior Seasonal Statistics

- 133 teams
- 3,106 players
- 1,184 games played
- 4,855 umpire appointments

**Phil Murton**





Previous page, from top L to R: Phil Murton; Rod Cordwell; Cameron Nash; Anthony Stanguts. This page, from top L to R: The Montrose community celebrated the opening of the Ken Dowling Pavilion in March this year; Division one senior grand final presidents Kevin Wright (Noble Park) and Phil Llewellyn (Scoresby) with the premiership cup prior to the match; Upper Ferntree Gully and Doncaster battled it out for the division three premiership at Jubilee Park.





# Junior Competition

A record 299 teams participated in nine age divisions. This represented a 3.0% increase over 2009 numbers.

An under eight division was established for the first time with six clubs entering teams and games held at Lewis Park. The concept of competing teams using the same weekly venue, staffed with the same experienced umpires proved successful. The EFL provided tents for the coaching groups and four sets of Auskick goalposts.

Thanks are extended to David Rule, Geoff Cronin and the Eastern Lions junior football club for managing the venue and our team of umpires Ben Cutler, Scott Fulton, Arthur McCarthy and Bruce Porter.

The other major change was the conversion of the under 11's to competitive football. The inaugural premierships were won by Croydon, Heathmont and Glen Waverley Rovers.

27 junior clubs attended Knox FC on July 7 for the second annual Nine News sponsored Almost Little Legends clinic. The wet weather didn't dampen the spirits of the under eight, nine and ten participants enjoyment of the day.

Thanks again to Gary Monopoli, Mark Freeman and Nine News for organising the clinic and the Channel Nine Footy Show panel, AFL players and EFL interleague representatives for their assistance.

The Commonwealth Bank Lightning Premiership was revamped to include under nines for the first time. Pinks Reserve was again the venue with a record 40 teams entered on both days.

Congratulations to the under nine premiers Boronia Gold, East Burwood Black, East Ringwood, Glen Waverley Rovers, Knox, Norwood Black and Vermont Purple. The best conducted club was Scoresby.

In the under 10 section Blackburn Black, Lysterfield/Knox, North Ringwood Red, Rowville, St Simons White and The Basin Red were successful with Wantirna South being adjudged the best conducted club.

In 2010 the EFL entered four Nine News development squad teams in the Victorian Metropolitan Junior Championships, including for the first time a second under 15 team. 104 players were given the opportunity to represent their league.

Our teams travelled far and wide across Melbourne visiting Braybrook, Bulleen, Narre Warren, Sunbury, Sunshine and Whittlesea.

The under 14 division one team defeated the Dandenong & Districts Junior FL and Essendon District FL but were defeated by the Yarra Junior FL. The Most Valuable Player trophy was awarded to Mitchell Hanegraaf of the Knox FC.

The under 14 division two team defeated the Yarra Junior FL, Essendon District FL, and the Western Region FL on route to a grand final victory over the Yarra Junior FL at Preston Oval. The Most Valuable Player trophy went to Daniel Nielson of the Vermont FC.

The under 15 division one team defeated Western Region FL and Riddell District FL but were defeated by Moorabbin Saints JFL. The Most Valuable Player trophy was won by Ben Cavarra of the Ferntree Gully Eagles FC.

The under 15 division two team defeated the Northern FL and Moorabbin Saints JFL but were defeated by Yarra JFL. However they reversed the earlier result against the Yarra JFL to take out the premiership. The winner of the Most





Valuable Player trophy was Mitchell Keedle of the Norwood FC.

The inclusion of under 11's resulted in a record 30 clubs contesting the 18 premierships on offer.

14 individual clubs shared the premierships with Glen Waverley Rovers, Heathmont, North Ringwood and Rowville being multiple winners.

Congratulations to all divisional premiers and thank you to the 15 clubs who hosted the junior finals.

Karralyka Centre was the venue for the culmination of the 2010 season. League best and fairest winners received medals whilst runners up, umpires and interleague representatives received trophies. Premiership flags were distributed to winning teams.

The Gordon Parker Best Conducted Club Award was presented by Rob Parker to Ferntree Gully Eagles JFC and accepted by their president Sam Cavarra.

The 2007 merger between Knox Eagles JFC and Ferntree Gully FC to form the Ferntree Gully Eagles has resulted in a turn around in the clubs fortunes.

The resurgence within the club has been generated by a stable and hard working committee that has implemented a number of initiatives focusing on player education, welfare and programs that engage the local community.

The junior club has successfully hosted a complete set of junior finals over the past two seasons and recently became the first EFL club to receive gold level accreditation under the AFL Quality Club Program.

Appreciation is extended to:

#### Interleague coaches:

- Under 14 - 1  
Gary Monopoli and Greg Donald.
- Under 14 - 2  
Mark Pascoe and Rick Castricum.
- Under 15 - 1  
Tom Humphrey and Darren Cameron.
- Under 15 - 2  
Wayne Judge and Andrew Hudson.

#### Interleague trainers:

- Ken Cunningham, Rudi Droessler, Grant Hughes, Peter Loveless and Kim Wong.



#### Clubs:

- Eastern Ranges for the use of Kilsyth Recreational Reserve for training purposes.
- Knox FC for hosting interleague jumper presentation night.
- Noble Park FC and Waverley Blues FC for hosting interleague fixtures.

Thanks to junior chairman Leon Bailey, the junior committee, general manager football operations Phil Murton, media manager Anthony Stanguts, league staff and junior field umpire coach Phil Hermann.

#### Junior Seasonal Statistics

- 33 clubs entered a record 299 teams
- Average of 9 teams per club
- 7,475 players participated
- 2,280 games played
- 3,544 umpire appointments

#### Rod Cordwell





This page, from top L to R: Noble Park stand ready before the division one grand final; Division one premiers – Noble Park; Lachlan Delahunty in action; Noble Park start to celebrate their premiership victory as Craig Anderson (middle) holds aloft the premiership cup. Following page, from top L to R: Ben Waterworth (left) and Ben Warren-Smith (right) on the boundary in the division one grand final; Anthony Stanguts (right) and Shaun Kelly (left) interview Nunawading cocaptain Christian Holdsworth at season launch; The media team interview Balwyn's Wayne Sharkie prematch in an unusual radio broadcast position at Scoresby – from a neighbours balcony.





# Media

The structure of the EFL's media coverage remained relatively the same in 2010. The league continued to produce eight hours of live radio each week on 98.1 Radio Eastern FM, Saturday and Sunday radio programs were audio streamed via the EFL website, over 2,000 weekly 64 page football records were produced and the EFL website continued to attract a large number of EFL followers.

One of the main changes in 2010 to the EFL media radio programs was the change of team for the Wednesday night show *The Huddle*. With 2009 host Gavin Casey and his team unable to commit weekly in 2010, it gave an opportunity for other members of the media team to put up their hand and take control of the show. All three members of the new team – Dyson Baker, Ben Warren-Smith and Ben Waterworth – went through panel training at the station in the preseason, and gave *The Huddle* their own unique flavour during the year. New segments such as *Captain's Coin Toss*, *The Huddle Hamburger Hunt* and *Dyson's Dish* all proved popular throughout the season.

With thanks to Loft Productions, *The Huddle* also ventured out of the studio during the year for outside broadcasts. The team broadcast live from the Nine News development squad jumper presentation night in early June, and also headed to Hog's Breath Café at Knox Ozone in late July. The finale for the teams *Hamburger Hunt* occurred live on air, with South Croydon, Rowville, South Belgrave and eventual winner North Ringwood all cooking their burgers live on air, as the team taste tested their picks for the best hamburger in the EFL.

The awarding of the Clinton Grybas Media Award this year moved to Chandler Medal night with the media team once again voting for the winner. The award recognises a valued contributor to the leagues media coverage, and highlights dedication to the media team, improvement during the year, contribution and input. Ben Warren-Smith – in his second year with the EFL media team – won the award for his work with *The Huddle*, progression in his commentating skills and his regular record column with Ben Waterworth.

Over the years I have always encouraged members of the media team to put their hand up for regular features or weekly articles. The two Ben's – Warren Smith and Waterworth – developed a column *Boundary Banter* which featured general EFL news regarding who won, who lost,



which teams to watch out for, their tips and more importantly their weekly digs at each other regarding the form of their AFL clubs Geelong and St Kilda.

Another column which proved popular during the year was *The Stats Bench*, which each week previewed the rounds matches and gave stats regarding each match. This new column revealed a number of historical facts about each of the clubs in the league, including winning and losing streaks, head to head match ups and home ground advantages.

The league continued with their regular segment as part of Mark Fine's program on SEN of a Thursday night – *The Bush and the Burbs*. Paul Daffey's input to this program, and his support of local football in his regular column with *The Age* newspaper, were recognised with Daffey presented with the EFL External Media Award at the division one grand final luncheon.

Audio streaming via the EFL website of our radio games continued in 2010, and the number of overseas and interstate listeners never ceases to amaze. Throughout the year the match of the day broadcasts were heard from Germany, Thailand, New York, England, Italy, Ibiza, far north Queensland, the Gold Coast and many other locations



around the world. Despite people moving around the globe due to travel, work or other commitments, they still have the ability to keep up to date with the football action in the eastern suburbs of Melbourne.

Due to the strength of our media coverage, we have been able to build a loyal group of advertisers. Their commitment and financial support help continue the breadth of coverage that the EFL media team is able to provide. We once again thank: Advanced Brake and Clutch, Good Year Autocare Croydon, Eastern Ranges, Hog's Breath Café Knox, Hotel Shoppingtown, Knox Tavern, Max Brown Real Estate, Noble Park Social Club and Vibromania.

Finally, a very big thank you goes to all the 2010 media team. Their friendship, support and dedication is greatly appreciated. To Peter Baird, Dyson Baker, Grant Campbell, Gavin Casey, Brett Davidson, Brad Henderson, Paul Hooper, Shaun Kelly, Barry Kotze, Rachel Lindley, Peter McArthur, Noel McPhee, Greg Male, Andrew Marmont, Richard Milliot, Ryan Moloney, Liam O'Bree, Conor Ryan, Will Taylor, Ben Warren-Smith, Ben Waterworth, Ron Welsh and the Sportsvision team – thank you.

**Anthony Stanguts**



# Umpires

Leading into season 2010 there was a large focus on recruitment and summer training programs. Recruitment over the summer was kick started by four field umpires joining or returning to the EFL with recent VFL experience. These four umpires were invaluable additions to our already strong core group of senior umpires and added excellent leadership and mentoring to the whole group. We also formed an alignment with our neighbouring junior umpiring groups and recruited four field umpires from Yarra Juniors and four field, two boundaries and one goal umpire from Dandenong Juniors. I am confident that this pathway between the EFL and these two junior groups will continue to grow and provide a pathway for these young umpires to further their careers with a senior umpiring group.

Over the summer months we also conducted a summer training program with 13 young up and coming field umpires, aimed to fast track their development through the senior ranks in 2010. With the guidance of two qualified coaches, the umpires developed their running technique and core strength to ensure they were able to perform at a higher and more consistent work rate during games. Due to their development in this program two umpires debuted in division one in round one, a sign that the program was a success and has been further developed for the 2011 preseason with added components such as leadership, effective communication, diet/nutrition, recovery and rehab.

The work and development of the coaching staff last season ensured 2010 started successfully and continued to further develop during the year. 2010 saw 32 field umpires officiate in division one seniors throughout the season. With only 12 division one senior umpires required each week it shows the depth and talent we have for the future. The average age for this group of 32 was 25 years of age, five years down on last season. Again this shows the coaching and development programs we have implemented are coming to fruition.

This year the EFL continued to appoint official umpires for all senior matches down to division one reserves. With the goal and boundary umpire numbers remaining strong during the season it



made this commitment achievable. The introduction of the three umpire system also received positive feedback from umpires and clubs alike.

At seasons end we had Daniel Hardisty, Nick Finch and Daniel Wild invited to trial with the VFL. Congratulations to Daniel Hardisty on receiving the Golden Whistle Trophy, Clinton Kingma on being named Field Umpire of the Year and Jason Moore Junior Field Umpire of the Year.

Congratulations to Callan Hare on being named Boundary Umpire of the Year and Chris Jones being named Goal Umpire of the Year. Corey Brown, Chris Tilley, Simon Plumridge and Chris Jones are trialling for positions on their relevant VFL squads.

This year I again had great support from the umpiring staff of Mark Freeman, Bruce Onken, Darren Robertson, Des Seaton, Garry Baumgarten, Peter Enright, Trevor Finch and Phil Hermann. They all provided great direction and guidance for the umpires to ensure their continued development.

Season 2010 again saw the umpiring group take further steps forward and with the coaching and programs we have put in place we will see the EFL umpires strive for higher excellence in season 2011.

## Cameron Nash



This page, from top L to R: The division one senior grand final umpires; Simon Plumridge in action in the division two senior grand final; Over 120 senior field umpire appointments were made each week; 4,855 umpire appointments were made in the senior competition this year. Following page, from top: 175 trainers were members of the Trainers Association in 2010; Robert Hart won this years Club Warehouse Trainer of the Year award.



# Trainers

Our year started in November with first aid level 1 reaccreditation and C.P.R. courses which were well attended. All these courses had to be repeated in February, March, April and June. More than 190 people attended altogether. Thanks to SMA and Lifecare Croydon for their staff who supported all our trainers courses.

As the home and away season began our membership was on the increase, with our final membership figure of 175 the most ever. This year we introduced a junior trainer membership with 40 new junior trainers coming on board.

It is very important that all trainers keep their accreditation updated. We would also like to see all trainers become members of our association as they would receive information relevant to upcoming courses and all the latest news. We also supply caps and gate passes, which at \$5 for junior trainers and \$15 for seniors each year is very reasonable.

In July the league in conjunction with Channel Nine held the second annual Almost Little Legends football clinic at Knox which was again well attended by budding footballers happily having a kick with their heroes. As an association we thank all the trainers who assisted on that day as first aid staff.

I would also like to thank our members who acted as first aid staff at the senior finals venues this year.

Congratulations to Alan Cousins from Chirnside Park who was awarded life membership of the Trainers Association for his long term service to his club and our organisation.

The Club Warehouse Trainer of the Year was presented to Robert Hart from Kilsyth. Well done to both Alan and Robert on their awards.

Thank you to all members, clubs and the EFL staff that have provided significant support throughout the year. Thanks also must go to our sponsors Club Warehouse, Elastoplast, SMA and Lifecare who have been very supportive of our association.

Finally thank you to my committee for their commitment and support throughout. To see the association grow as it has done in recent years is more evidence that we are on the right track to continue to develop and prosper.

**Graeme Cocking**



# Tribunal

The conduct of players and officials across the Eastern Football League was again of a generally high standard in 2010.

173 reports were made in 2010, up from 134 in 2009. However the increase was largely in set penalties, indicating players were conscious of their transgression and the umpires were correct when identifying reportable incidents occurring during games. In all, 59% of all reports were accepted set penalties – the highest since the introduction of set penalties in 1995. In total 331 matches of suspensions were handed out during 2010. Despite the increase in total reports, the percentage of participants guilty of a reportable offence during EFL games remains low at 0.07%, demonstrating that the vast majority of participants are doing so in the expected spirit.

The league again maintained records of individuals and teams who received yellow or red cards from umpires during games. It was pleasing that the number of sanctions issued to clubs for players who received 3 or more yellow cards during the season or teams who accumulated 10 or more cards during the season reduced from 28 in 2009 to 21 in 2010.

The number of investigations carried out for incidents not seen by umpires was the lowest on record and the EFL was again served by experienced and professional investigators Roger Schranz and Kevin Barrie for those cases that were brought to our attention.

The independent tribunal consists of 11 members with a wealth of experience in sports administration, umpiring, coaching and playing, and a collective

passion to ensure the game is played in the appropriate spirit at all times. As a group they are mindful of the impact of their decisions on players and clubs, yet are acutely aware of the responsibility entrusted in them to ensure that when there are transgressions, all parties have the opportunity to present their evidence and appropriate penalties are handed down if necessary.

After 14 years as a member of the tribunal, including five as chairman, Robert Murray has retired from the tribunal. The EFL thanks Robert for his contribution and leadership of the tribunal over this period. Greg Gibb and Terry Lewis retired from the tribunal early in 2010, with Terry returning to club involvement in 2011, while Keith Wilkins was a welcome addition to the panel.



# Season 2010



## November

EFL Annual General Meeting held end of November at Karralyka Centre in Ringwood. At the AGM chairman Graham Halbish was returned unopposed and board member Jim Walker was successful in being reelected for a further three year term. Paul Molan, former Blackburn FC president, joined the board as a replacement for Brian Hawkins who retired from his board position. Former league CEO Craig Braddy is presented with life membership of the EFL, whilst Mulgrave's Mick Arnott, Noble Park's Jim Walden and Bruce Onken from the Umpire's Association receive Recognition of Service Awards.

End of year junior delegates meeting held at Ringwood JFC. Topics discussed include proposed 2010 fixture dates and introduction of an under eight's division.

## December

Seven former EFL players are selected in the AFL national and preseason drafts.

Meetings held with senior presidents to review the 2009 season and guide the board and administration in planning for season 2010 and beyond. Matters for discussion include: ground entry fees, senior interchange numbers, rule changes for 2010, possible club XVIII, interleague and future changes to under 18 football.

22 new senior coaches are confirmed for the 2010 season. Of the 22 changes, five are playing coaches with former Balwyn duo of Brett Moyle and Adam Bester joining division three clubs North Ringwood and Doncaster respectively; Stuart Wynd returns to a playing coach role at Forest Hill after a non playing coach position at Knox in 2009; Nick Cox takes over the coaching reigns at

South Belgrave after his first season at the club and Steve Buckle does the same at Heathmont.

The board of AFL Victoria overturns the decision of its executive committee and revokes the transfer of Silvan FC to the Eastern Football League from the Yarra Valley Mountain District FL. New division four fixture is released featuring 11 teams and a seeded draw.

A new umpire uniform is revealed for the 2010 season. The uniform remains predominately white and red but has changes to the fabric and design, providing umpires with a new vibrant uniform for the upcoming season.

## January

Trainer, umpire and coach accreditation courses conducted preseason.

Powerade, as part of the Coca-Cola Amatil group of brands, and long time EFL sponsor BJS Insurance join Blundstone, Bisley and Totally Workwear as ball sponsors for senior, reserve and under 18 matches. Ferntree Gully Holden remains the sponsor of the junior footballs.

## February

Club administrator courses held at EFL House, covering Committee Management and Football Operations.

EFL by law changes are announced, which include the compulsory use of Sherrin Kangaroo Brand footballs in senior games, an increase to interchange numbers and adjustments to the headcount rule.

League changes the way it conducts preseason computer courses. One on one courses are held at EFL House for those clubs wishing to learn how to use the transfer and registration system, as

well as the Footyweb system for database management and online scores.

## March

The EFL board approves the regrading of the Nunawading and Kilsyth FC's for season 2010. A move to division four was requested by Nunawading to support their efforts to build an ongoing and more sustainable operation, after suffering a shortage of club administrators and having lost a significant number of senior players. Division four grand final runners up Kilsyth accept an invitation to replace Nunawading in division three for the 2010 season.

The Eastern Ranges announce their 2010 squad, with 29 of the 39 players named from the EFL.

Coaches forum held at Ringwood FC featuring a presentation by Anthony Rock, former North Melbourne premiership player and assistant coach at North Melbourne, St Kilda and Melbourne. Other topics include: umpiring, rule changes and coach accreditation and development.

Junior delegates meeting held at Mulgrave FC. Topics discussed are: the new under eight's division, the change of the under 11's to competitive, the expansion of the Nine News development squads to include two under 15 teams and rule changes.


## April

With the cooperation of all division one clubs, the league commissions Sportsvision to film all division one senior games. Clubs receive a copy of their own game at the end of each match, and also have the opportunity to purchase dvd's of other games in their division.





Previous page, from L to R: Jason Hardwick returned to coach Doncaster East this year, one of 22 senior coaching changes; Clubs had to contend with the wettest winter in over 15 years. This page, from top L to R: Division two grand final best on ground Allan Cleven marks strongly over the pack; The Mulgrave pregame banner; Captain Brad Fowler (left) and coach Hayden Stanton celebrate their premiership win for Mulgrave; Division two premiers 2010 – Mulgrave.





# Season 2010



RoadSafe colts fixture released featuring four divisions and 38 sides.

EFL season launch held at Ferntree Gully Holden hosted by Tony Jones from Nine News. The league invites all senior club captains to the launch, as well as club presidents and secretaries. New sponsorships are announced, including Crown, HIA Apprentices and the support of ConnectEast for the EFL's Road Safety Program, of which Phase 2 of the program is previewed on the night.

Junior fixture released with a record 299 teams to participate across the 27 divisions.

BJS Insurance veterans fixture is released featuring 10 teams.

Field umpire Eliza Broadbent becomes the first female to umpire a senior game in the EFL.

The three umpire system is trialed for the first time in the league. At seasons end all senior grand final matches feature three field umpires.

## May

The first of four EastLink games is played in round three, with the first match featuring Noble Park and Vermont. With the support of ConnectEast - the owner and operator of the EastLink motorway - the EFL offers competing clubs the chance to register players and officials for free travel on EastLink to and from the matches.

The league takes part in Thanks Ump weekend on May 15/16. Across the junior and senior games, the league asks every coach to join their captain to shake hands with the umpires prior to the coin toss to help recognise the role of umpires in our game.

Commonwealth Bank Lightning Premierships held at Pinks Reserve in Kilsyth over two weekends. With the under 11 grade turning competitive in 2010, for the first time under nine players compete for Lightning Premierships, as well as under 10 players. Collingwood player Travis Cloke is a guest both weekends, helping as an umpire at the under nine Lightning Premiership.

Ladies of the East hold their first function of the year at Montrose FC. A guest panel on the night includes female umpires Holly Anderson and Eliza Broadbent, as well as league CEO Rob Sharpe and chairman Graham Halbish.

## June

Phase 2 of the EFL Road Safety Program is launched at the Knox FC. Phase 2 - supported by ConnectEast - focuses on the advances in road safety over the years, vehicle safety, the major causes of road accidents and the ways in which players within the EFL and their clubs can influence decision making on the roads.

In the space of a month, the EFL mourns the loss of three long term league administrators, with Gordon Parker, Allan Cooke and Cliff Tomkins all passing away.

The league celebrates Round Nine of the EFL season with a luncheon on the set of the Channel Nine Footy Show. Invited guests on the day include club presidents, league and club sponsors, as well as Minister for Sport, Recreation and Youth Affairs James Merlino.

The EFL for the first time fields four Nine News development squad sides - two under 14 and 15 teams - in the Metropolitan Junior Championships. Both under 14 and 15 division two teams are successful in not only reaching the grand final, but also winning their division's premiership.

In conjunction with the Cancer Council Victoria, the EFL joins the fight to tackle cancer and takes part in the Call to Arms. Players are asked to wear yellow armbands during matches on Saturday 26 and Sunday 27 June and make a contribution to the Cancer Council.

## July

Over 600 under eight and nine kids braved the wet conditions and ventured to Knox Gardens Reserve for the second Nine and EFL Almost Little Legends junior football clinic. 27 EFL junior clubs are represented on the day, as the kids



Previous page, from top L to R: Eliza Broadbent (middle) became the first female to field umpire a senior game in the EFL in round two, pictured with fellow female umpires Holly Anderson (right) and Barbara Keenan (left); Ferntree Gully Eagles junior president Sam Cavarra receives the Gordon Parker Best Conducted Club Award from Rob Parker, son of the late Gordon Parker; Tony Jones from Nine News hosted the EFL season launch and grand final luncheon. This page: North Ringwood colts coach Dallas Van Unen helped his side to back to back division three colts premierships, and the AllTrophies Achiever of the Year award.



are taught football skills from current AFL players including Steele Sidebottom, Campbell Brown, Shane Savage, Carl Peterson and former players and Nine personalities such as Billy Brownless, Shane Crawford, Nathan Brown, Nathan Thompson and James Brayshaw. Parents have the chance to meet the Nine News team of Peter Hitchener, Tony Jones, Jo Hall and Brodie Harper.

The first senior coaching changes occur, with Kristian Bardsley (Rowville), Lee Rowe (The Basin) and Tyson Lane (Knox) replaced by Paul Mynott, Matt Clarke and Tony Clark.

The venues for the senior finals are announced with the hosts to be: Bayswater and East Burwood – division one, Boronia – division two, Ringwood – division three, Mitcham and East Burwood – division four.

## August

Paul Eccles from Templestowe and Michael Topp from Ferntree Gully Eagles colts are the first players to kick 100 goals for the season. By seasons end (including finals) they are joined by Lukas Appleby from South Belgrave and Tory Dickson from Noble Park as the only centurions in season 2010.

Ladies of the East hold their second function of the year at the Ringwood FC. The night is hosted by the SEN pairing

of Daniel Harford and Rita Panahi with the theme The 'X' Factor.

The EFL celebrates the milestone of all senior clubs signing up to the Australian Drug Foundation's Good Sports Program by hosting a special Good Sports Round on August 14. The Good Sports Program is a free national program, which helps local sporting clubs to develop safer, family friendly environments through the responsible management of alcohol.

Junior grand final matches held across six venues – Blackburn, Ferntree Gully, Kilsyth, Knox, Scoresby and Vermont – with the first ever finals played in the under 11 age group. 14 different premiership clubs are revealed across the 18 competitive divisions.

Senior finals participants meeting held at EFL house. Topics discussed include logistics involved for teams/clubs competing and league expectations on competing clubs.

## September

Over 450 guests are in attendance at EFL junior presentation night to witness the awarding of the premiership flags and medals across the 18 divisions at the Karralyka Centre in Ringwood. The first ever best and fairest medals and runner up trophies are presented in the under 11 divisions, as well as the first presentation

of the three under 11 flags. Ferntree Gully Eagles JFC receive the Gordon Parker Best Conducted Club Award.

In only their third year in the competition, Mooroolbark claim their first EFL veteran's premiership over Kilsyth at Vermont Recreation Reserve.

The EFL's association with the Blue Ribbon Foundation – in its fifth year – is extended to include all senior grand final days. As well as the presenting of a Blue Ribbon Medal to the best on ground in each senior, reserves and colts game, \$1 is added to the entry price at all grand final games. \$17,911 is eventually raised by the league and its supporters for the Blue Ribbon Foundation.

A record 12 clubs enjoy premiership success in the senior competition. Noble Park (division one), Mulgrave (division two), Upper Ferntree Gully (division three) and Templestowe (division four) all enjoy senior premiership victories over Scoresby, Bayswater, Doncaster and Ferntree Gully Eagles.

First stage of the under 13 Nine News development squad conducted at Wantirna Reserve during September school holidays with over 80 players in attendance.

## October

Chandler Medal night held at The Grand on Cathies Lane. Best and fairest awards are revealed across the 13 divisions with BJS Champion Club, All Trophies goal kickers, umpires awards and the SEN teams of the year also presented. Bernie Dinneen wins the division two Wright Medal – his third league best and fairest award – to become an EFL Legend.

Invitations for the 2011 under 14 Nine News development squad are sent to selected players from the under 13 development squad.

Ferntree Gully Eagles under 13 coach Darren Jacobson wins the Youth Coach of the Year and Mitcham colts coach Glenn Murray is the inaugural winner of the Contribution To Grass Roots Football Award at the Eastern Region Coaches Association presentation evening.

EFL clubs vote to accept applications from Lysterfield JFC and Park Orchards FC to join the league in season 2011. Clubs are also informed of Silvan's intention to join the league in 2011, which was approved by clubs at a special meeting in 2009.





This page, from top L to R: Jubilation shows for Upper Ferntree Gully as the final siren sounds in the division three grand final; Jay Sherlock kicked four goals in the grand final; Captain Tim Watts (left) and coach Robbie Coccoaro hold aloft the premiership cup; Division three senior premiers for season 2010 – Upper Ferntree Gully.





# Nine News Development Squads



## Under 15 – Division One

<b>Round One</b>	Eastern Football League	19.16.130	def	Western Region Football League	5.4.34
<b>Round Two</b>	Eastern Football League	11.16.82	def	Riddell District Football League	8.3.51
<b>Round Three</b>	Eastern Football League	6.6.42	def by	Moorabbin Saints Junior Football League	19.12.126

*Most Valuable Under 15 Division One Player: Ben Cavarra – Ferntree Gully Eagles*



## Under 15 – Division Two

<b>Round One</b>	Eastern Football League	9.7.61	def	Northern Football League	8.10.58
<b>Round Two</b>	Eastern Football League	15.13.103	def	Moorabbin Saints Junior Football League	6.6.42
<b>Round Three</b>	Eastern Football League	5.2.32	def by	Yarra Junior Football League	9.9.63
<b>Grand Final</b>	Eastern Football League	6.9.45	def	Yarra Junior Football League	3.12.30

*Most Valuable Under 15 Division Two Player: Mitchell Keedle – Norwood*



## Under 14 – Division One

<b>Round One</b>	Eastern Football League	19.21.135	def	Dandenong & Districts Junior Football League	2.8.20
<b>Round Two</b>	Eastern Football League	13.11.89	def	Essendon District Football League	5.5.35
<b>Round Three</b>	Eastern Football League	9.12.66	def by	Yarra Junior Football League	13.8.86

*Most Valuable Under 14 Division One Player: Mitchell Hanegraaf – Knox*



## Under 14 – Division Two

<b>Round One</b>	Eastern Football League	10.7.67	def	Yarra Junior Football League	6.6.42
<b>Round Two</b>	Eastern Football League	14.10.94	def	Essendon District Football League	5.3.33
<b>Round Three</b>	Eastern Football League	11.9.75	def	Western Region Football League	6.9.45
<b>Grand Final</b>	Eastern Football League	8.3.51	def	Yarra Junior Football League	6.5.41

*Most Valuable Under 14 Division Two Player: Daniel Nielson – Vermont*



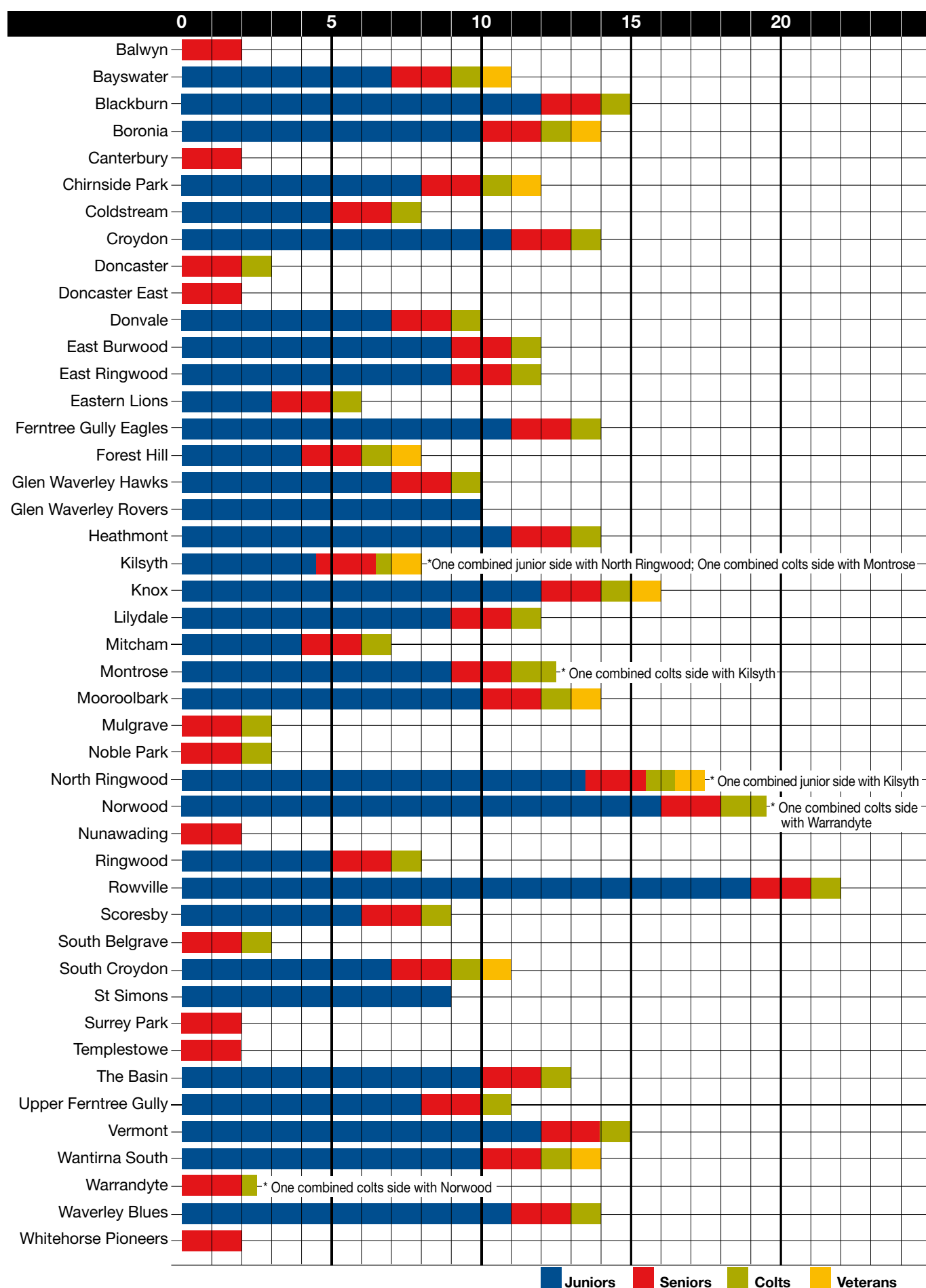


This page, from top L to R: Division four senior premiers 2010 – Templestowe; Premiership onballer Jamie Bain; Premiership captain and coach, George Sahinidis (left) and John Brown (right); Templestowe burst through the banner on grand final day.





# Team Listing: 2010 Season





# Awards

Best and Fairest		
Division One Seniors	Chandler Medal	Votes
Ryan Mullett	Vermont	18
Division One Reserves		Votes
Jake Buckingham	Norwood	18
RoadSafe Division One Colts		Votes
Corey Mack	Scoresby	29
Division Two Seniors	Wright Medal	Votes
Bernie Dinneen	Bayswater	29
Division Two Reserves		Votes
Kyle Brooks	Wantirna South	14
RoadSafe Division Two Colts		Votes
Mitch Brereton	Bayswater	17
Division Three Seniors	Edie Medal	Votes
Matt Price	Coldstream	32
Division Three Reserves		Votes
Greg Blundell	Upper Ferntree Gully	17
RoadSafe Division Three Colts		Votes
Jack Whelan	North Ringwood	23
Division Four Seniors	James Medal	Votes
Kane Maghamez	Templestowe	21
Division Four Reserves		Votes
Phillip Lawson	Ferntree Gully Eagles	22
RoadSafe Division Four Colts		Votes
Dylan Cincotta	Forest Hill	24
BJS Insurance Veterans		Votes
Mark Kruger	Bayswater	15
Under 16 Division A		Votes
Zac McCubbin	Norwood	17
Under 16 Division B		Votes
Jimmy Sarinn	Wantirna South	31
Under 16 Division C		Votes
Jordan Chircop	The Basin	26
Under 15 Division A		Votes
Ben Cavarra	Ferntree Gully Eagles	27
Under 15 Division B		Votes
Adam Quirk	Wantirna South	34
Under 15 Division C		Votes
Matthew Coyle	Eastern Lions	24
Under 14 Division A		Votes
Alexander Urban	East Burwood	26
Under 14 Division B		Votes
Perry Cole	Ferntree Gully Eagles	34
Under 14 Division C		Votes
Jonathon Egan	Mooroolbark	31
Jarrold Healy	Coldstream	31
Under 13 Division A		Votes
Matthew Lee	Upper Ferntree Gully	33
Under 13 Division B		Votes
Ned Hawkins	Glen Waverley Rovers	27
Under 13 Division C		Votes
Darcy Wilmott	Waverley Blues	29
Under 12 Division A		Votes
Jordan Gallucci	Lilydale	28
Under 12 Division B		Votes
Kane Doueal	Croydon	25
Under 12 Division C		Votes
Caleb Nardella	Boronia	22
Under 11 Division A		Votes
Steven Collins	Croydon	28
Under 11 Division B		Votes
Nicholas Hallo	Ferntree Gully Eagles	25
Jessie Smyth	Scoresby	25
Under 11 Division C		Votes
Ben White	Bayswater	32

All Trophies Achiever of the Year			
North Ringwood Colts			
Club Warehouse Trainer of the Year			
Robert Hart		Kilsyth	
All Trophies Leading Goal Kickers			Goals
Division One	Tory Dickson	Noble Park	96
Division Two	Cody Morris	Rowville	85
Division Three	Matt Petracca	Upper Ferntree Gully	79
Division Four	Paul Eccles	Templestowe	118
Grand Final Best on Ground Medals			
Division One Seniors		Cliff Tomkins Medal	
Andrew McConnell		Noble Park	
Division One Reserves			
Richard Ransom		Knox	
RoadSafe Division One Colts			
Jake Hammond		Blackburn	
Division Two Seniors		Gordon Parker Medal	
Allan Cleven		Mulgrave	
Division Two Reserves			
Jason Rowe		Waverley Blues	
RoadSafe Division Two Colts			
Anthony Papa		Wantirna South	
Division Three Seniors		Les Leete Medal	
Tate Hickleton		Upper Ferntree Gully	
Division Three Reserves			
Darren Skillern		Chirnside Park	
RoadSafe Division Three Colts			
Jarrod Harwood		North Ringwood	
Division Four Seniors		Frank Bibby Medal	
Ryan Bain		Templestowe	
Division Four Reserves			
Nathan Parker		Heathmont	
RoadSafe Division Four Colts			
Michael Topp		Ferntree Gully Eagles	
Leader Young Guns			
Division One and Two		Leigh Williams	Norwood
Division Three and Four		Tom Hallinan	South Belgrave
BJS Champion Club Award			
Division One		Scoresby	
Division Two		Mulgrave	
Division Three		North Ringwood	
Division Four		Ferntree Gully Eagles	
Overall		North Ringwood	
Umpires Award			
Best Senior Field Umpire		Clinton Kingma	
Best Senior Boundary Umpire		Callan Hare	
Best Senior Goal Umpire		Chris Jones	
Best Junior Field Umpire		Jason Moore	
Gordon Parker Best Conducted Junior Club Award			
Ferntree Gully Eagles			
Commonwealth Bank Lightning Premiership			
Under 9 Winners			
Boronia Gold		Knox	
East Burwood Black		Norwood Black	
East Ringwood		Vermont Purple	
Glen Waverley Rovers			
Best Conducted Club		Scoresby	
Under 10 Winners			
Blackburn Black		Rowville	
Lysterfield/Knox		St Simons White	
North Ringwood Red		The Basin Red	
Best Conducted Club		Wantirna South	





This page, from top L to R: Under 12A best and fairest winner Jordan Gallucci; Chandler and Wright Medalists, Ryan Mullett (left) and Bernie Dinneen; Best umpire awards winners (left to right) Callan Hare, Chris Jones and Clinton Kingma; Matt Petracca was the 2010 All Trophies division three leading goal kicker; All Trophies division one leading goal kicker Tony Dickson; RoadSafe colts division four best and fairest Dylan Cincotta; Five time division three best and fairest Matt Price; Division four leading goal kicker, centurian and premiership player Paul Eccles; Kevin Smith accepted North Ringwood's BJS Champion Club Award and the overall perpetual trophy; Back to back division two leading goal kicker Cody Morris; Back to back division four best and fairest Kane Maghamez; Leader Young Gun Tom Hallinan; Leader Young Gun Leigh Williams.





# Senior Ladders

Division One Seniors									
	P	W	L	D	B	For	Ag	%	Pts
Scoresby	18	15	3	0	0	2002	1279	156.53	60
Balwyn	18	14	4	0	0	2232	1426	156.52	56
Noble Park	18	13	5	0	0	2373	1462	162.31	52
Norwood	18	11	6	1	0	1650	1416	116.53	46
Croydon	18	10	8	0	0	1566	1419	110.36	40
Vermont	18	10	8	0	0	1734	1777	97.58	40
Blackburn	18	9	9	0	0	1740	1678	103.69	36
East Burwood	18	8	10	0	0	1369	1717	79.73	32
South Croydon	18	6	12	0	0	1246	1775	70.20	24
Knox	18	4	14	0	0	1241	1773	69.99	16
East Ringwood	18	4	14	0	0	1544	2206	69.99	16
Lilydale	18	3	14	1	0	1352	2121	63.74	14

Division One Reserves									
	P	W	L	D	B	For	Ag	%	Pts
Knox	18	14	4	0	0	1606	839	191.42	56
Scoresby	18	14	4	0	0	1605	859	188.85	56
East Burwood	18	13	5	0	0	1325	913	145.13	52
Vermont	18	12	6	0	0	1716	953	180.06	48
Blackburn	18	12	6	0	0	1498	954	157.02	48
Croydon	18	12	6	0	0	1338	962	139.09	48
Noble Park	18	11	7	0	0	1580	986	160.24	44
East Ringwood	18	8	10	0	0	1355	1259	107.63	32
Norwood	18	8	10	0	0	1222	1363	89.66	32
Balwyn	18	3	15	0	0	859	2153	39.90	12
Lilydale	18	1	17	0	0	595	2567	23.18	4
South Croydon	18	0	18	0	0	708	1599	44.28	0

RoadSafe Division One Colts									
	P	W	L	D	B	For	Ag	%	Pts
Blackburn	18	15	2	1	0	1926	966	199.38	62
Lilydale	18	14	4	0	0	1667	815	204.54	56
Vermont	18	14	4	0	0	1823	933	195.39	56
East Ringwood	18	14	4	4	0	1988	1021	194.71	56
Scoresby	18	13	5	0	0	1805	1130	159.73	52
Noble Park	18	11	7	0	0	1542	1220	126.39	44
Norwood	18	9	8	1	0	1475	1202	122.71	38
Croydon	18	5	13	0	0	747	1623	46.03	20
Knox	18	4	14	0	0	845	2038	41.46	16
East Burwood	18	2	16	0	0	787	1725	45.62	8
South Croydon	18	1	17	0	0	511	2149	23.78	4

Division Two Seniors									
	P	W	L	D	B	For	Ag	%	Pts
Mulgrave	18	16	2	0	0	1715	1328	129.14	64
Bayswater	18	14	4	0	0	1837	1519	120.93	56
Montrose	18	11	7	0	0	1813	1477	122.75	44
Doncaster East	18	10	8	0	0	1661	1608	103.30	40
Rowville	18	9	9	0	0	1594	1767	90.21	36
Waverley Blues	18	7	10	0	0	1663	1519	109.48	30
Mooroolbark	18	7	11	0	0	1426	1476	96.61	28
Wantirna South	18	6	12	0	0	1581	1822	86.77	24
Donvale	18	5	12	0	0	1429	1729	82.65	22
Ringwood	18	4	14	0	0	1229	1703	72.17	16

Division Two Reserves									
	P	W	L	D	B	For	Ag	%	Pts
Montrose	18	15	3	0	0	1630	1142	142.73	60
Wantirna South	18	14	4	0	0	1641	904	181.53	56
Waverley Blues	18	14	4	0	0	1517	934	162.42	56
Mooroolbark	18	13	5	0	0	1476	887	166.40	52
Mulgrave	18	11	7	0	0	1281	1078	118.83	44
Bayswater	18	9	9	0	0	1402	1194	117.42	36
Rowville	18	6	12	0	0	1190	1362	87.37	24
Ringwood	18	5	13	0	0	964	1341	71.89	20
Doncaster East	18	3	15	0	0	1104	1486	74.29	12
Donvale	18	0	18	0	0	577	2454	23.51	0

RoadSafe Division Two Colts									
	P	W	L	D	B	For	Ag	%	Pts
Wantirna South	18	15	3	0	0	2177	935	233.83	62
Mulgrave	18	12	5	1	0	1582	1056	149.81	52
Bayswater	18	11	6	1	0	1704	1307	130.37	48
Rowville	18	11	7	0	0	1793	1062	168.83	46
Donvale	18	11	7	0	0	1386	1047	132.38	46
Montrose	18	8	10	0	0	1735	1320	131.44	36
Ringwood	18	6	12	0	0	860	1627	52.86	28
Mooroolbark	18	2	16	0	0	948	1997	47.47	12
Waverley Blues	18	0	18	0	0	574	2702	21.24	4

Division Three Seniors									
	P	W	L	D	B	For	Ag	%	Pts
Upper Ferntree Gully	18	14	4	0	0	1952	1316	148.33	56
North Ringwood	18	14	4	0	0	1864	1344	138.69	56
Doncaster	18	12	5	1	0	1716	1351	127.02	50
Warrandyte	18	12	6	0	0	1715	1367	125.46	48
Coldstream	18	11	7	0	0	1740	1498	116.15	44
Boronia	18	8	10	0	0	1379	1396	98.78	32
Mitcham	18	5	11	2	0	1586	1849	85.78	24
Whitehorse Pioneers	18	5	12	1	0	1483	2037	72.80	22
Chirnside Park	18	5	13	0	0	1262	1749	72.16	20
Kilsyth	18	2	16	0	0	1173	1963	59.76	8

Division Three Reserves									
	P	W	L	D	B	For	Ag	%	Pts
North Ringwood	18	18	0	0	0	1852	751	246.60	72
Boronia	18	15	3	0	0	1675	811	206.54	60
Warrandyte	18	14	4	0	0	1654	863	191.66	56
Chirnside Park	18	12	6	0	0	1538	1002	153.49	48
Upper Ferntree Gully	18	10	8	0	0	1352	1286	105.13	40
Doncaster	18	6	12	0	0	1187	1311	90.54	24
Mitcham	18	6	12	0	0	1166	1685	69.20	24
Kilsyth	18	4	14	0	0	1004	1398	71.82	16
Coldstream	18	4	14	0	0	836	1600	52.25	16
Whitehorse Pioneers	18	1	17	0	0	652	2209	29.52	4

RoadSafe Division Three Colts									
	P	W	L	D	B	For	Ag	%	Pts
North Ringwood	18	18	0	0	0	2362	310	761.94	72
Upper Ferntree Gully	18	16	2	0	0	1687	760	221.97	64
Doncaster	18	13	5	0	0	1710	1045	163.64	52
Mitcham	18	11	7	0	0	1396	1083	128.90	44
Warrandyte	18	10	8	0	0	1441	1080	133.43	40
Boronia	18	8	10	0	0	1323	1054	125.52	32
Whitehorse Pioneers	18	7	11	0	0	1151	1410	81.63	28
Coldstream	18	5	13	0	0	1011	1628	62.10	20
Chirnside Park	18	1	17	0	0	594	2388	24.87	4
Kilsyth/Montrose	18	1	17	0	0	447	2364	18.91	4

Division Four Seniors									
	P	W	L	D	B	For	Ag	%	%Won
Ferntree Gully Eagles	16	15	1	0	2	2411	1000	241.10	93.75
Templestowe	16	14	2	0	2	2225	1081	205.83	87.50
South Belgrave	16	11	4	1	2	2098	1200	174.83	71.88
Glen Waverley Hawks	16	11	5	0	2	2044	1090	187.52	68.75
Forest Hill	16	11	5	0	2	1808	1454	124.35	68.75
The Basin	16	7	8	1	2	1626	1413	115.07	46.88
Heathmont	16	6	10	0	2	1366	1518	89.99	37.50
Canterbury	16	6	10	0	2	1123	1853	60.60	37.50
Eastern Lions	16	4	12	0	2	1282	1791	71.58	25.00
Nunawading	16	2	14	0	2	1114	2292	48.60	12.50
Surrey Park	16	0	16	0	2	560	2965	18.89	0.00

Division Four Reserves									
	P	W	L	D	B	For	Ag	%	%Won
Heathmont	16	13	3	0	2	1568	840	186.67	81.25
Ferntree Gully Eagles	16	12	3	1	2	1738	775	224.26	78.13
Forest Hill	16	12	4	0	2	1762	729	241.70	75.00
Templestowe	16	11	5	0	2	1605	865	185.55	68.75
South Belgrave	16	10	6	0	2	1565	934	167.56	62.50
Glen Waverley Hawks	16	9	7	0	2	1604	787	203.81	56.25
The Basin	16	9	7	0	2	1377	1083	127.15	56.25
Eastern Lions	16	7	8	1	2	1020	1285	79.38	46.88
Nunawading	16	2	14	0	2	807	1862	43.34	12.50
Canterbury	16	1	15	0	2	500	2112	23.67	6.25
Surrey Park	16	1	15	0	2	239	2513	9.51	6.25

RoadSafe Division Four Colts									
	P	W	L	D	B	For	Ag	%	%Won
Ferntree Gully Eagles	16	14	2	0	2	1838	748	245.72	87.50
Forest Hill	15	13	2	0	3	2154	585	368.21	86.67
The Basin	15	10	5	0	3	1482	1177	125.91	66.67
Glen Waverley Hawks	15	7	8	0	3	1068	1402	76.18	46.67
Heathmont	16	6	10	0	2	1021	1620	63.02	37.50
Eastern Lions	15	2	13	0	3	809	1709	47.34	13.33
South Belgrave	16	2	14	0	2	849	1980	42.88	12.50



# Senior Finals Results

<b>Division One Seniors</b>				
<b>Elimination Final</b>				
Norwood	17.16.118	def	Croydon	9.10.64
<b>Qualifying Final</b>				
Noble Park	21.13.139	def	Balwyn	11.15.81
<b>First Semi Final</b>				
Balwyn	9.19.72	def	Norwood	6.9.45
<b>Second Semi Final</b>				
Noble Park	14.18.102	def	Scoresby	5.9.39
<b>Preliminary Final</b>				
Scoresby	12.13.85	def	Balwyn	9.10.64
<b>Grand Final</b>				
Noble Park	11.21.87	def	Scoresby	6.9.45
<b>Division One Reserves</b>				
<b>Elimination Final</b>				
Vermont	13.8.86	def	Blackburn	7.7.49
<b>Qualifying Final</b>				
East Burwood	9.13.67	def	Scoresby	6.6.42
<b>First Semi Final</b>				
Scoresby	9.7.61	def	Vermont	7.10.52
<b>Second Semi Final</b>				
Knox	7.14.56	def	East Burwood	1.8.14
<b>Preliminary Final</b>				
East Burwood	14.13.97	def	Scoresby	11.9.75
<b>Grand Final</b>				
Knox	9.8.62	def	East Burwood	6.10.46
<b>RoadSafe Division One Colts</b>				
<b>Elimination Final</b>				
Scoresby	6.9.45	def	East Ringwood	5.14.44
<b>Qualifying Final</b>				
Vermont	14.11.95	def	Lilydale	5.9.39
<b>First Semi Final</b>				
Lilydale	7.8.50	def	Scoresby	3.11.29
<b>Second Semi Final</b>				
Blackburn	13.7.85	def	Vermont	8.11.59
<b>Preliminary Final</b>				
Lilydale	15.12.103	def	Vermont	7.9.51
<b>Grand Final</b>				
Blackburn	13.9.87	def	Lilydale	10.9.69
<b>Division Two Seniors</b>				
<b>First Semi Final</b>				
Montrose	15.13.103	def	Doncaster East	8.15.63
<b>Second Semi Final</b>				
Mulgrave	15.12.102	def	Bayswater	5.9.39
<b>Preliminary Final</b>				
Bayswater	8.23.71	def	Montrose	10.6.66
<b>Grand Final</b>				
Mulgrave	11.10.76	def	Bayswater	7.9.51
<b>Division Two Reserves</b>				
<b>First Semi Final</b>				
Waverley Blues	13.8.86	def	Mooroolbark	7.12.54
<b>Second Semi Final</b>				
Wantirna South	11.12.78	def	Montrose	3.7.31
<b>Preliminary Final</b>				
Waverley Blues	12.14.86	def	Montrose	2.6.18
<b>Grand Final</b>				
Waverley Blues	11.9.75	def	Wantirna South	5.7.37
<b>RoadSafe Division Two Colts</b>				
<b>First Semi Final</b>				
Rowville	12.11.83	def	Bayswater	10.12.72
<b>Second Semi Final</b>				
Mulgrave	8.6.54	def	Wantirna South	7.10.52
<b>Preliminary Final</b>				
Wantirna South	9.10.64	def	Rowville	9.4.58
<b>Grand Final</b>				
Wantirna South	13.11.89	def	Mulgrave	10.7.67
<b>Division Three Seniors</b>				
<b>First Semi Final</b>				
Doncaster	9.14.68	def	Warrandyte	5.11.41
<b>Second Semi Final</b>				
Upper Ferntree Gully	11.18.84	def	North Ringwood	10.13.73
<b>Preliminary Final</b>				
Doncaster	14.20.104	def	North Ringwood	10.14.74
<b>Grand Final</b>				
Upper Ferntree Gully	12.12.84	def	Doncaster	10.6.66

<b>Division Three Reserves</b>				
<b>First Semi Final</b>				
Chirnside Park	13.14.92	def	Warrandyte	4.3.27
<b>Second Semi Final</b>				
North Ringwood	10.8.68	def	Boronia	7.10.52
<b>Preliminary Final</b>				
Chirnside Park	13.12.90	def	Boronia	6.9.45
<b>Grand Final</b>				
Chirnside Park	5.13.43	def	North Ringwood	4.3.27
<b>RoadSafe Division Three Colts</b>				
<b>First Semi Final</b>				
Mitcham	11.8.74	def	Doncaster	6.13.49
<b>Second Semi Final</b>				
North Ringwood	21.11.137	def	Upper Ferntree Gully	0.3.3
<b>Preliminary Final</b>				
Mitcham	8.13.61	def	Upper Ferntree Gully	6.10.46
<b>Grand Final</b>				
North Ringwood	9.14.68	def	Mitcham	1.2.8
<b>Division Four Seniors</b>				
<b>Elimination Final</b>				
Glen Waverley Hawks	18.8.116	def	Forest Hill	13.8.86
<b>Qualifying Final</b>				
South Belgrave	14.12.96	def	Templestowe	12.9.81
<b>First Semi Final</b>				
Templestowe	20.10.130	def	Glen Waverley Hawks	14.16.100
<b>Second Semi Final</b>				
Ferntree Gully Eagles	19.10.124	def	South Belgrave	12.9.81
<b>Preliminary Final</b>				
Templestowe	14.16.100	def	South Belgrave	7.4.46
<b>Grand Final</b>				
Templestowe	20.10.130	def	Ferntree Gully Eagles	11.19.85
<b>Division Four Reserves</b>				
<b>Elimination Final</b>				
Templestowe	10.10.70	def	South Belgrave	8.9.57
<b>Qualifying Final</b>				
Forest Hill	17.10.112	def	Ferntree Gully Eagles	6.9.45
<b>First Semi Final</b>				
Templestowe	12.13.85	def	Ferntree Gully Eagles	7.7.49
<b>Second Semi Final</b>				
Heathmont	9.8.62	def	Forest Hill	7.7.49
<b>Preliminary Final</b>				
Forest Hill	8.16.64	def	Templestowe	6.10.46
<b>Grand Final</b>				
Heathmont	8.5.53	def	Forest Hill	2.24.36
<b>RoadSafe Division Four Colts</b>				
<b>Elimination Final</b>				
Glen Waverley Hawks	14.10.94	def	Heathmont	8.7.55
<b>Qualifying Final</b>				
Forest Hill	16.15.111	def	The Basin	4.12.36
<b>First Semi Final</b>				
Glen Waverley Hawks	10.5.65	def	The Basin	4.12.36
<b>Second Semi Final</b>				
Forest Hill	17.9.111	def	Ferntree Gully Eagles	7.6.48
<b>Preliminary Final</b>				
Ferntree Gully Eagles	16.8.104	def	Glen Waverley Hawks	2.5.17
<b>Grand Final</b>				
Ferntree Gully Eagles	19.6.120	def	Forest Hill	7.7.49
<b>Veterans</b>				
<b>Semi Final One</b>				
Mooroolbark	8.7.55	def	Bayswater	6.7.43
<b>Semi Final Two</b>				
Kilsyth	12.9.81	def	Boronia	7.5.47
<b>Grand Final</b>				
Mooroolbark	11.7.73	def	Kilsyth	8.12.60



# Junior Ladders

## Under 16 Division A

	P	W	L	D	B	For	Ag	%	Pts
Rowville	14	14	0	0	0	1636	379	431.66	56
Norwood	14	12	2	0	0	1525	473	322.41	48
Blackburn	14	10	4	0	0	1075	776	138.53	40
Lilydale	14	9	5	0	0	1050	891	117.85	36
Donvale	14	7	7	0	0	822	857	95.92	28
Waverley Blues	14	6	8	0	0	919	960	95.73	24
North Ringwood	14	5	9	0	0	715	832	85.94	20
Vermont	14	4	10	0	0	529	1310	40.38	16
Mooroolbark	14	3	11	0	0	632	1275	49.57	12
East Ringwood	14	0	14	0	0	344	1494	23.03	0

## Under 16 Division B

	P	W	L	D	B	For	Ag	%	Pts
Upper Ferntree Gully	14	13	1	0	0	1668	476	350.42	52
Bayswater	14	13	1	0	0	1216	652	186.50	52
Wantirna South	14	10	4	0	0	1098	774	141.86	40
St Simons	14	7	7	0	0	862	880	97.95	28
East Burwood	14	5	9	0	0	894	1038	86.13	20
Croydon	14	5	9	0	0	996	1162	85.71	20
South Croydon	14	3	11	0	0	743	1353	54.91	12
Ferntree Gully Eagles	14	0	14	0	0	424	1566	27.08	0

## Under 16 Division C

	P	W	L	D	B	For	Ag	%	Pts
Boronia	14	13	1	0	0	1632	482	338.59	52
The Basin	14	12	2	0	0	1577	520	303.27	48
Norwood	14	10	4	0	0	1648	604	272.85	40
Heathmont	14	9	5	0	0	1084	813	133.33	36
Glen Waverley Rovers	14	8	6	0	0	1236	666	185.59	32
Ringwood	14	7	7	0	0	1360	1051	129.40	28
Glen Waverley Hawks	14	4	10	0	0	758	1288	58.85	16
Kilsyth	14	4	10	0	0	696	1393	49.96	16
Rowville	14	3	11	0	0	575	1535	37.46	12
Coldstream	14	0	14	0	0	217	2431	8.93	0

## Under 15 Division A

	P	W	L	D	B	For	Ag	%	%Won
Norwood	12	11	0	1	2	1095	412	265.78	95.83
Rowville	12	9	2	1	2	1187	431	275.41	77.27
Ferntree Gully Eagles	13	8	4	1	1	1003	778	128.92	63.64
East Ringwood	12	7	4	1	2	1141	635	179.69	62.50
Vermont	12	7	5	0	2	903	863	104.63	59.09
Donvale	13	6	7	0	1	887	864	102.66	41.67
Lilydale	12	3	9	0	2	541	1163	46.52	27.27
Montrose	13	2	11	0	1	561	1371	40.92	15.38
Glen Waverley Hawks	13	1	12	0	1	480	1281	37.47	8.33

## Under 15 Division B

	P	W	L	D	B	For	Ag	%	Pts
Wantirna South	14	13	1	0	0	1368	568	240.85	52
Ringwood	14	12	2	0	0	1222	566	215.90	48
Blackburn	14	12	2	0	0	1042	791	131.73	48
Glen Waverley Rovers	14	9	5	0	0	914	606	150.83	36
Heathmont	14	8	6	0	0	907	864	104.98	32
East Burwood	14	6	8	0	0	945	1045	90.43	24
South Croydon	14	6	8	0	0	878	1014	86.59	24
Upper Ferntree Gully	14	5	9	0	0	802	949	84.51	20
Chirnside Park	14	5	9	0	0	658	1084	60.70	20
Waverley Blues	14	4	10	0	0	774	1048	73.85	16
Knox	14	3	11	0	0	731	1015	72.02	12
Croydon	14	1	13	0	0	578	1269	45.55	4



## Under 15 Division C

	P	W	L	D	B	For	Ag	%	Pts
Eastern Lions	14	13	1	0	0	1213	566	214.31	52
Mooroolbark	14	10	4	0	0	1234	564	218.79	40
Forest Hill	14	10	4	0	0	1367	730	187.26	40
Rowville	14	10	4	0	0	1069	646	165.48	40
Boronia	14	7	6	1	0	1113	820	135.73	30
Norwood	14	7	7	0	0	955	774	123.39	28
The Basin	14	6	7	1	0	1040	787	132.15	26
North Ringwood	14	4	10	0	0	814	1006	80.91	16
Bayswater	14	2	12	0	0	442	1771	24.96	8
Wantirna South	14	1	14	0	0	220	1803	12.20	0

## Under 14 Division A

	P	W	L	D	B	For	Ag	%	%Won
North Ringwood	12	11	1	0	2	978	465	210.32	90.91
Knox	12	10	2	0	2	1266	474	267.09	81.82
Norwood	12	8	4	0	2	937	635	147.56	66.67
East Burwood	13	8	5	0	1	1068	783	136.40	66.67
Lilydale	12	7	5	0	2	893	656	136.13	58.33
Vermont	12	7	5	0	2	782	751	104.13	54.55
Rowville	13	3	10	0	1	754	997	75.63	25.00
Blackburn	13	2	11	0	1	447	1303	34.31	8.33
Waverley Blues	13	0	13	0	1	386	1447	26.68	0.00

## Under 14 Division B

	P	W	L	D	B	For	Ag	%	Pts
Heathmont	14	13	1	0	0	1440	381	377.95	52
East Ringwood	14	13	1	0	0	1591	465	342.15	52
Montrose	14	10	4	0	0	996	671	148.44	40
Ferntree Gully Eagles	14	9	5	0	0	1296	704	184.09	36
Glen Waverley Rovers	14	7	7	0	0	977	861	113.47	28
Croydon	14	7	7	0	0	873	865	100.92	28
St Simons	14	6	8	0	0	912	1072	85.07	24
South Croydon	14	3	11	0	0	487	1356	35.91	12
Ringwood	14	1	13	0	0	542	1582	34.26	4
Upper Ferntree Gully	14	1	13	0	0	403	1560	25.83	4

## Under 14 Division C

	P	W	L	D	B	For	Ag	%	Pts
Mooroolbark	14	14	0	0	0	1148	380	302.11	56
Coldstream	14	13	1	0	0	1703	314	542.36	52
Boronia	14	12	2	0	0	1515	466	325.11	48
Knox	14	9	5	0	0	894	766	116.71	36
Bayswater	14	8	6	0	0	1039	785	132.36	32
Lilydale	14	7	7	0	0	801	796	100.63	28
Vermont	14	6	8	0	0	722	890	81.12	24
Rowville	14	6	8	0	0	701	940	74.57	24
Norwood	14	5	9	0	0	743	867	85.70	20
The Basin	14	2	12	0	0	602	1121	53.70	8
Heathmont	14	2	12	0	0	483	1313	36.79	8
Kilsyth/North Ringwood	14	0	14	0	0	235	1948	12.06	0

**Under 13 Division A**

	P	W	L	D	B	For	Ag	%	Pts
North Ringwood	14	14	0	0	0	1628	255	638.43	56
Lilydale	14	11	3	0	0	1290	582	221.65	44
Croydon	14	11	3	0	0	1090	666	163.66	44
Rowville	14	8	6	0	0	887	697	127.26	32
Vermont	14	8	6	0	0	926	756	122.49	32
Norwood	14	8	6	0	0	865	729	118.66	32
Mooroolbark	14	4	10	0	0	809	1153	70.16	16
St Simons	14	3	11	0	0	521	1217	42.81	12
Upper Ferntree Gully	14	2	12	0	0	652	1337	48.77	8
Blackburn	14	1	13	0	0	437	1713	25.51	4

**Under 13 Division B**

	P	W	L	D	B	For	Ag	%	Pts
Glen Waverley Rovers	14	13	1	0	0	1360	385	353.25	52
Donvale	14	13	1	0	0	1070	484	221.07	52
Heathmont	14	11	3	0	0	1393	442	315.16	44
Chirnside Park	14	11	3	0	0	1138	438	259.82	44
Boronia	14	10	4	0	0	1006	528	190.53	40
Ferntree Gully Eagles	14	8	6	0	0	658	738	89.16	32
Knox	14	6	8	0	0	910	721	126.21	24
Mitcham	14	5	9	0	0	713	984	72.46	20
East Ringwood	14	4	10	0	0	688	998	68.94	16
Montrose	14	2	12	0	0	666	1350	49.33	8
Scoresby	14	1	13	0	0	454	1374	33.04	4
Wantirna South	14	0	14	0	0	263	1877	14.01	0

**Under 13 Division C**

	P	W	L	D	B	For	Ag	%	Pts
Waverley Blues	14	12	2	0	0	1249	337	370.92	48
East Burwood	14	12	2	0	0	1312	510	257.25	48
The Basin	14	10	4	0	0	920	430	213.95	40
Forest Hill	14	10	4	0	0	1114	538	207.06	40
Kilsyth	14	10	4	0	0	1109	589	188.29	40
North Ringwood	14	9	5	0	0	1115	466	239.27	36
Vermont	14	7	7	0	0	957	677	141.36	28
Eastern Lions	14	5	9	0	0	830	1125	73.78	20
South Croydon	14	5	9	0	0	614	1192	51.51	20
Rowville	14	2	12	0	0	460	1242	37.04	8
Boronia	14	2	12	0	0	405	1282	31.59	8
Norwood	14	0	14	0	0	196	1893	10.35	0

**Under 12 Division A**

	P	W	L	D	B	For	Ag	%	Pts
Rowville	14	14	0	0	0	838	266	315.04	56
Blackburn	14	12	2	0	0	699	273	256.04	48
St Simons	14	10	4	0	0	652	313	208.31	40
Ferntree Gully Eagles	14	10	4	0	0	796	426	186.85	40
East Ringwood	14	9	5	0	0	384	407	94.35	36
Norwood	14	7	6	1	0	620	407	152.33	30
East Burwood	14	7	7	0	0	655	416	157.45	28
Vermont	14	6	8	0	0	456	460	99.13	24
Lilydale	14	4	9	1	0	390	649	60.09	18
Wantirna South	14	3	11	0	0	320	752	42.55	12
Knox	14	1	13	0	0	294	733	40.11	4
North Ringwood	14	0	14	0	0	137	1139	12.03	0

**Under 12 Division B**

	P	W	L	D	B	For	Ag	%	% Won
Glen Waverley Rovers	13	13	0	0	1	767	229	334.93	100.00
Heathmont	13	11	2	0	1	958	187	512.30	83.33
Waverley Blues	13	10	3	0	1	748	370	202.16	76.92
Croydon	13	9	4	0	1	615	295	208.47	76.92
Mooroolbark	13	8	4	1	1	718	392	183.16	62.50
Donvale	13	7	6	0	1	606	483	125.47	58.33
Montrose	13	6	6	1	1	593	477	124.32	54.17
Rowville	13	5	7	1	1	395	591	66.84	37.50
Scoresby	13	4	8	1	1	427	449	95.10	37.50
Glen Waverley Hawks	13	3	10	0	1	230	730	31.51	25.00
Upper Ferntree Gully	12	2	10	0	2	243	807	30.11	16.67
Bayswater	13	2	11	0	1	277	672	41.22	16.67
South Croydon	13	2	11	0	1	133	1028	12.94	9.09

**Under 12 Division C**

	P	W	L	D	B	For	Ag	%	Pts
North Ringwood	14	14	0	0	0	1141	167	683.23	56
Boronia	14	13	1	0	0	872	218	400.00	52
Chirnside Park	14	12	2	0	0	933	420	222.14	48
Waverley Blues	14	10	4	0	0	659	260	253.46	40
Ringwood	14	8	5	1	0	634	482	131.54	34
The Basin	14	8	6	0	0	653	383	170.50	32
Mitcham	14	7	7	0	0	581	364	159.62	28
Coldstream	14	6	7	1	0	557	537	103.72	26
Norwood	14	6	8	0	0	422	480	87.92	24
Ferntree Gully Eagles	14	4	10	0	0	267	470	56.81	16
Blackburn	14	4	10	0	0	336	752	44.68	16
Rowville	14	3	11	0	0	242	819	29.55	12
Mooroolbark	14	1	13	0	0	218	1242	17.55	4
Heathmont	14	1	13	0	0	125	1046	11.95	4

**Under 11 Division A**

	P	W	L	D	B	For	Ag	%	Pts
Croydon	14	13	1	0	0	1048	167	627.54	52
Blackburn	14	13	1	0	0	779	186	418.82	52
Norwood	14	10	4	0	0	835	229	364.63	40
Wantirna South	14	10	4	0	0	627	282	222.34	40
East Burwood	14	8	6	0	0	438	528	82.95	32
Rowville	14	5	9	0	0	461	739	62.38	20
Chirnside Park	14	5	9	0	0	320	605	52.89	20
North Ringwood	14	4	10	0	0	237	607	39.04	16
Lilydale	14	2	12	0	0	365	809	45.12	8
Vermont	14	0	14	0	0	164	1122	14.62	0

**Under 11 Division B**

	P	W	L	D	B	For	Ag	%	Pts
Forest Hill	14	14	0	0	0	990	280	353.57	56
Scoresby	14	11	2	1	0	727	318	228.62	46
The Basin	14	11	3	0	0	688	314	219.11	44
Heathmont	14	10	3	1	0	779	306	254.58	42
Ferntree Gully Eagles	14	10	4	0	0	611	324	188.58	40
Waverley Blues	14	6	8	0	0	351	452	77.65	24
Mooroolbark	14	5	9	0	0	478	630	75.87	20
Knox	14	5	9	0	0	329	491	67.01	20
Montrose	14	4	10	0	0	474	723	65.56	16
Rowville	14	4	10	0	0	384	595	64.54	16
South Croydon	14	3	11	0	0	410	761	53.88	12
East Ringwood	14	0	14	0	0	83	1110	7.48	0

**Under 11 Division C**

	P	W	L	D	B	For	Ag	%	Pts
Glen Waverley Rovers	14	14	0	0	0	737	202	364.85	56
St Simons	14	13	1	0	0	667	86	775.58	52
Bayswater	14	12	2	0	0	597	255	234.12	48
Norwood	14	11	3	0	0	580	188	308.51	44
Boronia	14	8	6	0	0	529	411	128.71	32
Donvale	14	7	7	0	0	327	373	87.67	28
Croydon	14	6	7	1	0	421	371	113.38	26
Kilsyth	14	6	7	1	0	375	615	60.98	26
Knox/Lysterfield	14	6	8	0	0	492	346	142.20	24
Wantirna South	14	3	10	1	0	309	504	61.31	14
Blackburn	14	3	10	1	0	315	705	44.68	14
Rowville	14	3	11	0	0	331	669	49.48	12
Upper Ferntree Gully	14	3	11	0	0	255	591	43.15	12
Glen Waverley Hawks	14	1	13	0	0	189	808	23.39	4



# Junior Finals Results

<b>Under 16 Division A</b>				
<b>Elimination Final</b>				
Lilydale	18.12.120	def	Donvale	7.7.49
<b>Qualifying Final</b>				
Norwood	13.14.92	def	Blackburn	6.6.42
<b>First Semi Final</b>				
Lilydale	10.5.65	def	Blackburn	7.4.46
<b>Second Semi Final</b>				
Rowville	19.7.121	def	Norwood	2.5.17
<b>Preliminary Final</b>				
Norwood	13.16.94	def	Lilydale	7.5.47
<b>Grand Final</b>				
Rowville	9.12.66	def	Norwood	8.10.58
<b>Under 16 Division B</b>				
<b>Elimination Final</b>				
St Simons	11.11.77	def	East Burwood	7.8.50
<b>Qualifying Final</b>				
Bayswater	8.14.62	def	Wantirna South	8.5.53
<b>First Semi Final</b>				
St Simons	10.8.68	def	Wantirna South	4.6.30
<b>Second Semi Final</b>				
Upper Ferntree Gully	8.10.58	def	Bayswater	2.7.19
<b>Preliminary Final</b>				
Bayswater	7.9.51	def	St Simons	6.13.49
<b>Grand Final</b>				
Bayswater	8.13.61	def	Upper Ferntree Gully	4.10.34
<b>Under 16 Division C</b>				
<b>Elimination Final</b>				
Heathmont	10.7.67	def	Glen Waverley Rovers	7.10.52
<b>Qualifying Final</b>				
Norwood	6.11.47	def	The Basin	6.9.45
<b>First Semi Final</b>				
The Basin	9.6.60	def	Heathmont	5.5.35
<b>Second Semi Final</b>				
Boronia	12.15.87	def	Norwood	3.4.22
<b>Preliminary Final</b>				
The Basin	9.10.64	def	Norwood	8.8.56
<b>Grand Final</b>				
Boronia	9.10.64	def	The Basin	3.5.23
<b>Under 15 Division A</b>				
<b>Elimination Final</b>				
East Ringwood	9.10.64	def	Vermont	8.10.58
<b>Qualifying Final</b>				
Rowville	8.6.54	def	Ferntree Gully Eagles	3.15.33
<b>First Semi Final</b>				
East Ringwood	9.7.61	def	Ferntree Gully Eagles	7.3.45
<b>Second Semi Final</b>				
Norwood	6.4.40	def	Rowville	3.4.22
<b>Preliminary Final</b>				
East Ringwood	11.10.76	def	Rowville	4.9.33
<b>Grand Final</b>				
Norwood	6.7.43	def	East Ringwood	4.1.25
<b>Under 15 Division B</b>				
<b>Elimination Final</b>				
Glen Waverley Rovers	9.12.66	def	Heathmont	4.4.28
<b>Qualifying Final</b>				
Ringwood	15.13.103	def	Blackburn	5.7.37
<b>First Semi Final</b>				
Blackburn	10.7.67	def	Glen Waverley Rovers	6.4.40
<b>Second Semi Final</b>				
Ringwood	5.11.41	def	Wantirna South	2.6.18
<b>Preliminary Final</b>				
Blackburn	11.12.78	def	Wantirna South	9.8.62
<b>Grand Final</b>				
Ringwood	8.5.53	def	Blackburn	2.9.21

<b>Under 15 Division C</b>				
<b>Elimination Final</b>				
Boronia	7.5.47	def	Rowville	5.6.36
<b>Qualifying Final</b>				
Forest Hill	10.1.61	def	Mooroolbark	8.7.55
<b>First Semi Final</b>				
Boronia	10.7.67	def	Mooroolbark	2.3.15
<b>Second Semi Final</b>				
Eastern Lions	7.11.53	def	Forest Hill	4.6.30
<b>Preliminary Final</b>				
Forest Hill	9.12.66	def	Boronia	6.6.42
<b>Grand Final</b>				
Forest Hill	7.8.50	def	Eastern Lions	7.4.46
<b>Under 14 Division A</b>				
<b>Elimination Final</b>				
Lilydale	16.8.104	def	East Burwood	5.9.39
<b>Qualifying Final</b>				
Knox	12.14.86	def	Norwood	5.5.35
<b>First Semi Final</b>				
Norwood	11.11.77	def	Lilydale	11.8.74
<b>Second Semi Final</b>				
Knox	7.9.51	def	North Ringwood	3.8.26
<b>Preliminary Final</b>				
North Ringwood	6.17.53	def	Norwood	3.6.24
<b>Grand Final</b>				
Knox	7.7.49	def	North Ringwood	5.10.40
<b>Under 14 Division B</b>				
<b>Elimination Final</b>				
Ferntree Gully Eagles	11.8.74	def	Glen Waverley Rovers	4.7.31
<b>Qualifying Final</b>				
East Ringwood	11.13.79	def	Montrose	3.5.23
<b>First Semi Final</b>				
Montrose	6.11.47	def	Ferntree Gully Eagles	4.2.26
<b>Second Semi Final</b>				
Heathmont	6.11.47	def	East Ringwood	4.8.32
<b>Preliminary Final</b>				
East Ringwood	8.6.54	def	Montrose	2.9.21
<b>Grand Final</b>				
East Ringwood	9.4.58	def	Heathmont	6.1.37
<b>Under 14 Division C</b>				
<b>Elimination Final</b>				
Knox	10.14.74	def	Bayswater	8.6.54
<b>Qualifying Final</b>				
Coldstream	10.7.67	def	Boronia	5.12.42
<b>First Semi Final</b>				
Boronia	7.8.50	def	Knox	4.5.29
<b>Second Semi Final</b>				
Coldstream	13.11.89	def	Mooroolbark	5.6.36
<b>Preliminary Final</b>				
Mooroolbark	9.6.60	def	Boronia	7.10.52
<b>Grand Final</b>				
Mooroolbark	7.8.50	def	Coldstream	7.5.47
<b>Under 13 Division A</b>				
<b>Elimination Final</b>				
Rowville	6.11.47	def	Vermont	6.3.39
<b>Qualifying Final</b>				
Lilydale	14.11.95	def	Croydon	4.9.33
<b>First Semi Final</b>				
Rowville	7.3.45	def	Croydon	5.8.38
<b>Second Semi Final</b>				
North Ringwood	8.12.60	def	Lilydale	2.3.15
<b>Preliminary Final</b>				
Rowville	7.9.51	def	Lilydale	5.7.37
<b>Grand Final</b>				
North Ringwood	9.14.68	def	Rowville	1.2.8

Below: East Burwood fielded nine junior teams in 2010.

<b>Under 13 Division B</b>				
<b>Elimination Final</b>				
Chirnside Park	11.7.73	def	Boronia	3.3.21
<b>Qualifying Final</b>				
Heathmont	6.5.41	def	Donvale	5.8.38
<b>First Semi Final</b>				
Chirnside Park	6.7.43	def	Donvale	5.4.34
<b>Second Semi Final</b>				
Glen Waverley Rovers	10.14.74	def	Heathmont	0.4.4
<b>Preliminary Final</b>				
Heathmont	8.5.53	def	Chirnside Park	7.8.50
<b>Grand Final</b>				
Glen Waverley Rovers	5.18.48	def	Heathmont	3.6.24
<b>Under 13 Division C</b>				
<b>Elimination Final</b>				
Kilsyth	11.4.70	def	Forest Hill	7.4.46
<b>Qualifying Final</b>				
East Burwood	6.9.45	def	The Basin	3.8.26
<b>First Semi Final</b>				
The Basin	10.3.63	def	Kilsyth	6.6.42
<b>Second Semi Final</b>				
East Burwood	7.9.51	def	Waverley Blues	5.4.34
<b>Preliminary Final</b>				
Waverley Blues	7.4.46	def	The Basin	0.5.5
<b>Grand Final</b>				
Waverley Blues	4.6.30	def	East Burwood	0.2.2
<b>Under 12 Division A</b>				
<b>Elimination Final</b>				
East Ringwood	6.3.39	def	Ferntree Gully Eagles	5.6.36
<b>Qualifying Final</b>				
St Simons	5.6.36	def	Blackburn	4.5.29
<b>First Semi Final</b>				
Blackburn	7.6.48	def	East Ringwood	2.6.18
<b>Second Semi Final</b>				
Rowville	9.13.67	def	St Simons	0.4.4
<b>Preliminary Final</b>				
Blackburn	8.7.55	def	St Simons	2.4.16
<b>Grand Final</b>				
Rowville	3.10.28	def	Blackburn	1.2.8
<b>Under 12 Division B</b>				
<b>Elimination Final</b>				
Mooroolbark	2.7.19	def	Croydon	0.12.12
<b>Qualifying Final</b>				
Heathmont	13.6.84	def	Waverley Blues	1.2.8
<b>First Semi Final</b>				
Waverley Blues	8.6.54	def	Mooroolbark	1.3.9
<b>Second Semi Final</b>				
Heathmont	5.7.37	def	Glen Waverley Rovers	4.2.26
<b>Preliminary Final</b>				
Glen Waverley Rovers	8.10.58	def	Waverley Blues	2.5.17
<b>Grand Final</b>				
Heathmont	3.2.20	def	Glen Waverley Rovers	2.4.16
<b>Under 12 Division C</b>				
<b>Elimination Final</b>				
Waverley Blues	4.4.28	def	Ringwood	3.5.23
<b>Qualifying Final</b>				
Boronia	5.4.34	def	Chirnside Park	2.7.19
<b>First Semi Final</b>				
Chirnside Park	2.7.19	def	Waverley Blues	0.4.4
<b>Second Semi Final</b>				
North Ringwood	10.6.66	def	Boronia	2.3.15
<b>Preliminary Final</b>				
Chirnside Park	6.4.40	def	Boronia	5.3.33
<b>Grand Final</b>				
North Ringwood	7.8.50	def	Chirnside Park	4.5.29

<b>Under 11 Division A</b>				
<b>Elimination Final</b>				
Wantirna South	6.10.46	def	East Burwood	3.2.20
<b>Qualifying Final</b>				
Blackburn	3.4.22	def	Norwood	3.2.20
<b>First Semi Final</b>				
Norwood	5.3.33	def	Wantirna South	1.1.7
<b>Second Semi Final</b>				
Croydon	4.3.27	def	Blackburn	2.4.16
<b>Preliminary Final</b>				
Norwood	4.7.31	def	Blackburn	3.2.20
<b>Grand Final</b>				
Croydon	5.0.30	def	Norwood	1.0.6
<b>Under 11 Division B</b>				
<b>Elimination Final</b>				
Heathmont	6.9.45	def	Ferntree Gully Eagles	1.0.6
<b>Qualifying Final</b>				
Scoresby	7.4.46	def	The Basin	1.2.8
<b>First Semi Final</b>				
Heathmont	6.6.42	def	The Basin	2.2.14
<b>Second Semi Final</b>				
Scoresby	3.3.21	def	Forest Hill	1.3.9
<b>Preliminary Final</b>				
Heathmont	7.6.48	def	Forest Hill	3.4.22
<b>Grand Final</b>				
Heathmont	4.5.29	def	Scoresby	0.7.7
<b>Under 11 Division C</b>				
<b>Elimination Final</b>				
Boronia	3.3.21	def	Norwood	1.3.9
<b>Qualifying Final</b>				
St Simons	3.7.25	def	Bayswater	1.1.7
<b>First Semi Final</b>				
Bayswater	5.5.35	def	Boronia	0.0.0
<b>Second Semi Final</b>				
St Simons	3.2.20	def	Glen Waverley Rovers	0.2.2
<b>Preliminary Final</b>				
Glen Waverley Rovers	5.6.36	def	Bayswater	1.1.7
<b>Grand Final</b>				
Glen Waverley Rovers	1.0.6	def	St Simons	0.4.4





# SEN Teams of the Year



## Division One

**Coach:** Mick Fogarty (Noble Park) **Captain:** Ryan Mullett (Vermont)

<b>B</b>	<b>Sam Macaulay</b> (Blackburn)	<b>Seamus Billings</b> (Balwyn)	<b>Evan Johnson</b> (Norwood)	
<b>HB</b>	<b>Chris Grant</b> (Croydon)	<b>Ian Prendergast</b> (Balwyn)	<b>Joel Smith</b> (Balwyn)	
<b>C</b>	<b>Ryan Mullett</b> (Vermont)	<b>Craig Anderson</b> (Noble Park)	<b>Marcus Hottes</b> (Lilydale)	
<b>HF</b>	<b>Shayne Allan</b> (Noble Park)	<b>Luke Vogels</b> (East Ringwood)	<b>Leigh Williams</b> (Norwood)	
<b>F</b>	<b>Michael King</b> (South Croydon)	<b>Tory Dickson</b> (Noble Park)	<b>Marcus Carroll</b> (East Burwood)	
<b>Foll</b>	<b>Luke Van Rheenan</b> (Scoresby)	<b>Peter Summers</b> (Balwyn)	<b>Joel Cross</b> (Scoresby)	
<b>Int</b>	<b>Ziggie Alwan</b> (Noble Park)	<b>Shane Clayton</b> (Norwood)	<b>Marc Williams</b> (Scoresby)	<b>Jonathon Wynn</b> (Norwood)

## Division Two

**Coach:** Hayden Stanton (Mulgrave) **Captain:** Neil Winterton (Mulgrave)

<b>B</b>	<b>Russell Comb</b> (Bayswater)	<b>Brent Jane</b> (Bayswater)	<b>Jamie Agius</b> (Ringwood)	
<b>HB</b>	<b>John Hindson</b> (Waverley Blues)	<b>Scott Edgcumbe</b> (Wantirna South)	<b>Ash Neville</b> (Doncaster East)	
<b>C</b>	<b>Matt Stanley</b> (Rowville)	<b>Neil Winterton</b> (Mulgrave)	<b>Matt Polkinghorne</b> (Mooroolbark)	
<b>HF</b>	<b>Michael Jamieson</b> (Wantirna South)	<b>Troy Simmonds</b> (Montrose)	<b>Brad Fowler</b> (Mulgrave)	
<b>F</b>	<b>Jack Purcell</b> (Donvale)	<b>Cody Morris</b> (Rowville)	<b>Dean Stephen</b> (Montrose)	
<b>Foll</b>	<b>Allan Cleven</b> (Mulgrave)	<b>Bernie Dinneen</b> (Bayswater)	<b>Leigh Murphy</b> (Doncaster East)	
<b>Int</b>	<b>Trent Georgiou</b> (Mooroolbark)	<b>Alan Stride</b> (Ringwood)	<b>Kire Talevski</b> (Mooroolbark)	<b>Matt Watts</b> (Waverley Blues)

## Division Three

**Coach:** Robbie Coccato (Upper Ferntree Gully) **Captain:** Matt Price (Coldstream)

B	Grant Aitken (North Ringwood)	Ben Marganis (Doncaster)	Marcus Fry (Doncaster)	
HB	Brett Moyle (North Ringwood)	Tate Hickleton (Upper Ferntree Gully)	Dion Mullett Treloar (Warrandyte)	
C	Tim Riseley (Upper Ferntree Gully)	Matt Price (Coldstream)	Chris Annakis (Doncaster)	
HF	Anthony Sharp (North Ringwood)	Jay Sherlock (Upper Ferntree Gully)	Adrian Gallace (Doncaster)	
F	Matt Petracca (Upper Ferntree Gully)	Marcus Kenny (Mitcham)	Jai Conrau (Coldstream)	
Foll	Adam Tuck (North Ringwood)	Dean Grice (Boronia)	Jacob Hislop (Doncaster)	
Int	Adam Bester (Doncaster)	Andrew Jennings (Kilsyth)	Tom Naughtin (Warrandyte)	Alastair Quinn (Whitehorse Pioneers)

## Division Four

**Coach:** John Brown (Templestowe) **Captain:** Daniel De Ieso (Ferntree Gully Eagles)

B	Anthony Muleta (Templestowe)	Todd Burley (South Belgrave)	Jess Moore (Ferntree Gully Eagles)	
HB	Tom Hallinan (South Belgrave)	Todd Power (The Basin)	Andrew Azzopardi (Glen Waverley Hawks)	
C	Darren Dewar (Glen Waverley Hawks)	Daniel Den Braber (The Basin)	Paul Giannopoulos (Ferntree Gully Eagles)	
HF	Matt Carnelley (Glen Waverley Hawks)	Lukas Appleby (South Belgrave)	Simon Grasser (Glen Waverley Hawks)	
F	Ryan Bain (Templestowe)	Paul Eccles (Templestowe)	Daniel De Ieso (Ferntree Gully Eagles)	
Foll	Dustin Apps (South Belgrave)	Kane Maghamez (Templestowe)	Jamie Bain (Templestowe)	
Int	Brad Condor (South Belgrave)	Rhys Harrop (Nunawading)	Ryan Pierce (Ferntree Gully Eagles)	Stuart Wynd (Forest Hill)



Previous page, from top L to R: Templestowe had six representatives (including the coach) in the division four SEN team of the year; Division one team of the year coach and captain, Mick Fogarty (left) and Ryan Mullett. This page, from top L to R: Doncaster's Marcus Fry was selected in the back pocket in the division three side; Andrew Azzopardi was named in the division four team of the year; Montrose player Dean Stephen was named in the division two side; South Croydon's Michael King was named in a forward pocket in the division one team.





# Life Members



Above: New EFL Legend Bernie Dinneen.

## 300 GAME PLAYER LIFE MEMBERS

Steve Mills	Peter Baker	Neil Wells
Graeme Allan	Len Taylor	John O'Brien
Alan Bateson	Doug Brumby	Paul Fyander
Phil Mason	Greg Smith	Michael Redpath
Geoff D'Arcy *	Roger O'Brien	Tony Walsh
John Hayhurst	Bill Leach	Greg Krenn
Colin Tainton	Kevin Heinze *	Anthony Hehir
Robert Hayhurst	Brian Coopersmith	Paul Sparkes
Des Brown	Brendan Curtis	Terry McCormick
Bill Duff	Max Vincent	Colin Krenn
Steven Davis	Andy Hayman	Darren Mason
Gordon Cowley	Alex Argentino	David Bending
Peter Steele	Trevor McPhee *	Scott Fritsch
Robin Rogers	Ken Melville	Steve O'Gorman
Peter Bowie	Bill Mutsaers	Nick Tennant
John Wood	Keith Stocker	Erwin Anadoli
Colin Schelfhout	Craig Marson	Cameron Browne
Stuart Cook	Patrick Schneider	Dean Buckley
Bill Bowie *	Mark Gow	Mark Djordjevic
Neale Trollope	Greg Smith	Rod Marget
Graeme Milburn	Don Hall *	Gerald Toohey
Roy Baldwin	Alan Espie	Dale Vitiritti
Allan Shaw	Alan Whelan	Matt Richards
Terry Morris	Les Millar	Andy Lee
John Harrop	David Dietrich	Andrew Smith
Anthony Gleeson	Lorenzo Marotti	
Ian Spencer	Ray Lacey	

## LIFE MEMBERS

Clive Sleeman *	Ian Kerr
Reg Mathews *	Gary Brunnen
Cliff Tomkins *	Ron Smith
Walter Cornhill *	Ken Walters
Paul Edie *	Heather Kleesh
Sir Gilbert Chandler *	Peter Coloretto
Kevin Pratt *	Brian Hawkins
Frank Bibby	Sandra Smith
James Austin *	Peter Luttkick
Albert McLellan *	Len Mackay *
Gerald Black *	Vern Clausen
Kenneth Wright *	Geoff Dempster
Les Leete *	John Milburn
Gordon Parker *	Margaret Trollop
William Baldwin *	Michael Whiting
Jim Elmer *	Rob Peak
A Robert Tregear	Steve Semken *
Barry Raymer	Craig Braddy
Wayne Reddaway	

\* Denotes deceased

## EFL LEGENDS\*

<b>Russell Stratton</b>	1988 (4)	1990 (3)	1993 (4)	1996 (3)
<b>Gary Galvin</b>	1980 (1)	1981 (2)	1982 (1)	
<b>Gavin McNay</b>	1989 (4)	1991 (3)	1994 (3)	
<b>Matt Price</b>	2001 (4)	2003 (3)	2005 (3)	2008 (3)
	2009 (3)	2010 (3)		
<b>Nick Cox</b>	2000 (1)	2004 (3)	2006 (2)	
<b>Ian Atkinson</b>	1998 (3)	2006 (4)	2007 (4)	
<b>Bernie Dinneen</b>	2005 (1)	2006 (1)	2010 (2)	

\* Any player in the EFL senior ranks (not reserves) who has achieved three league best and fairest wins in his career, is award EFL Legend status (division in brackets).

## VALE

The EFL this year mourned the passing of two life members in Cliff Tomkins and Gordon Parker. Both were former EFL board members who were recognised for their commitment to the league. Parker was a board member of the Eastern Districts Football League between 1973 and 1988. During his time on the board he spent a number of years as vice president, and was also president from 1982 – 1988. Tomkins was one of the first board members in the Eastern Districts Football League, spending over 25 years on the EDFL board as vice president, serving under Gordon Parker, and also Bob Tregear up until 1990.

# Financial Report

## Statement by Board Members

The board has determined that the association is not a reporting entity and that this special purpose financial report should have been prepared in accordance with the accounting policies outlined in Note 1 to the financial statements.

In the opinion of the board the financial report as set out on pages 34 to 39,

1. Presents fairly the financial position of the Eastern Football League as at 31 October 2010 and its performance for the year ended on that date in accordance with Note 1 to the financial statements.
2. At the date of this statement, there are reasonable grounds to believe that the Eastern Football League will be able to pay its debts as and when they fall due.

This statement is made in accordance with a resolution of the board and is signed for and on behalf of the board by:



**Chairman**  
Graham Halbish



**Deputy Chairman**  
Bruce Peak

*Dated this 11th day of November 2010*



# Financial Report

## Statement of Financial Position

AS AT 31 OCTOBER 2010

	Note	2010 \$	2009 \$
<b>Current Assets</b>			
Cash and cash equivalents	3	812,657	819,864
Trade and other receivables	4	110,096	37,685
Other current assets	5	142,323	112,787
<b>Total Current Assets</b>		<b>1,065,076</b>	<b>970,336</b>
<b>Non Current Assets</b>			
Property, plant and equipment	6	617,033	609,623
<b>Total Non Current Assets</b>		<b>617,033</b>	<b>609,623</b>
<b>TOTAL ASSETS</b>		<b>1,682,109</b>	<b>1,579,959</b>
<b>Current Liabilities</b>			
Trade and other payables	7	61,173	51,200
<b>Total Current Liabilities</b>		<b>61,173</b>	<b>51,200</b>
<b>Non Current Liabilities</b>			
Provisions	8	42,596	37,883
<b>Total Non Current Liabilities</b>		<b>42,596</b>	<b>37,883</b>
<b>TOTAL LIABILITIES</b>		<b>103,769</b>	<b>89,083</b>
<b>NET ASSETS</b>		<b>1,578,340</b>	<b>1,490,876</b>
<b>Equity</b>			
Retained earnings		1,578,340	1,490,876
<b>TOTAL EQUITY</b>		<b>1,578,340</b>	<b>1,490,876</b>

## Statement of Comprehensive Income

FOR YEAR ENDED 31 OCTOBER 2010

	Note	2010 \$	2009 \$
Sales Revenue		819,035	605,985
Cost of Sales		564,707	422,791
<b>Gross Profit</b>		<b>254,328</b>	<b>183,194</b>
Other Revenues	2	2,289,886	2,223,142
Expenses		2,456,750	2,278,475
Profit before income tax		87,464	127,861
Income tax expense	1e	0	0
<b>Profit for the year</b>		<b>87,464</b>	<b>127,861</b>
Other Comprehensive Income for the year, net of tax		-	-
<b>Total Comprehensive Income</b>		<b>87,464</b>	<b>127,861</b>

The accompanying notes form part of these financial statements.

## Statement of Changes in Equity

AS AT 31 OCTOBER 2010

	Retained Earnings \$	Total \$
<b>Balance at 1 November 2008</b>	1,363,015	1,363,015
Profit attributable to the members of the company	127,861	127,861
<b>Balance at 31 October 2009</b>	1,490,876	1,490,876
Profit attributable to the members of the company	87,464	87,464
<b>Balance at 31 October 2010</b>	<b>1,578,340</b>	<b>1,578,340</b>

## Statement of Cash Flows

FOR YEAR ENDED 31 OCTOBER 2010

	Note	2010 \$	2009 \$
<b>Cash flows from operating activities</b>			
Cash receipts in the course of operations		3,284,127	3,146,091
Interest Received		18,515	13,457
Cash payments in the course of operations		(3,287,657)	(2,959,803)
Interest and other costs of finance paid		(3,206)	(4,223)
<b>Net cash provided by (used in) operating activities</b>	9	<b>11,779</b>	<b>195,522</b>
<b>Cash flows from investing activities</b>			
Payments for property, plant and equipment		(39,486)	(8,778)
Proceeds from sale of property, plant and equipment		20,500	0
<b>Net cash (used in) provided by investing activities</b>		<b>(18,986)</b>	<b>(8,778)</b>
Net increase (decrease) in cash held		(7,207)	186,744
Cash at beginning of the financial year	3	819,864	633,120
<b>CASH HELD AT THE END OF FINANCIAL YEAR</b>	3	<b>812,657</b>	<b>819,864</b>

The accompanying notes form part of these financial statements.



# Financial Report

## Notes to and forming part of the Financial Statement

FOR THE YEAR ENDED 31 OCTOBER 2010

### 1. Summary of Significant Accounting Policies

This financial report is a special purpose financial report prepared in order to satisfy the financial reporting requirements of the Associations Incorporation Act 1981 (Vic), for use by the members of the league and to fulfil the board's requirements to prepare financial statements.

The financial report has been prepared in accordance with the requirements of the Associations Incorporation Act 1981 (Vic) and the following Accounting Standards:

AASB 101	Presentation of Financial Statements
AASB 107	Statement of Cash Flows
AASB 108	Accounting Policies, Changes in Accounting Estimates and Errors
AASB 110	Events after the Reporting Date
AASB 116	Property, Plant and Equipment
AASB 117	Leases
AASB 118	Revenue
AASB 1031	Materiality

No other applicable Accounting Standards, Australian Accounting Interpretations or other authoritative pronouncements of the Australian Accounting Standards Board have been applied.

The financial report has been prepared on an accruals basis and is based on historic costs and does not take into account changing money values or, except where specifically stated, current valuations of non-current assets.

The following material accounting policies, which are consistent with the previous period unless otherwise stated, have been adopted in the preparation of this financial report.

#### a) PROPERTY, PLANT & EQUIPMENT

Each class of property, plant and equipment is carried at cost or fair value less, where applicable, any accumulated depreciation and impairment loss.

The carrying amount of plant and equipment is reviewed annually by directors to ensure it is not in excess of the recoverable amount from these assets. The recoverable amount is assessed on the basis of the expected net cash flows that will be received from the assets employment and subsequent disposal. The expected net cash flows have been discounted to their present values in determining recoverable amounts.

Subsequent costs are included in the asset's carrying amount or recognised as a separate asset, as appropriate, only when it is probable that future economic benefits associated with the item will flow to the association and the cost of the item can be measured reliably.

All other repairs and maintenance are charged to the income statement during the financial period in which they are incurred.

The directors have assessed the current market value of the league's land and buildings as at least \$755,000, based on the most recent Knox City Council valuation.

#### b) DEPRECIATION

The depreciable amount of all fixed assets is depreciated on a straight line basis over their useful lives commencing from time the asset is held ready for use.

The depreciation rates used for each class of assets are as follows:

Freehold Improvements	9% to 33%
Furniture and Equipment	20%
Computers	20%
Motor Vehicles	20%

#### c) LEASES

Leases of fixed assets where substantially all the risks and benefits incidental to the ownership of the asset, but not the legal ownership, are transferred to the association are classified as finance leases.

Finance leases are capitalised by recording an asset and a liability at the lower of the amount equal to the

fair value of the leased property or the present value of the minimum lease payments, including any guaranteed residual values. Lease payments are allocated between the reduction of the lease liability and the lease interest expense for the period.

Leased assets are depreciated on a straight-line basis over their estimated useful lives where it is likely that the association will obtain ownership of the asset or ownership over the term of the lease.

#### d) REVENUE RECOGNITION

##### Sales Revenue

Sales Revenue represents revenue earned (net of returns, discounts and allowances) from the sale of products and services. Sales revenue is recorded when the goods are dispatched.

##### Interest Income

Interest Income is recognised as it accrues.

##### Asset Sales

The profit or loss on disposal of assets is included as revenue of the association. Such profit or loss on disposal of assets is brought to account at the date an unconditional contract of sale is signed.

#### e) INCOME TAX

The league has been granted an income tax exemption by the Australian Tax Office.

#### f) INVENTORIES

Inventories are measured at the lower of cost and net realisable value. The cost is based on the first in, first out principle and includes expenditure incurred in acquiring the inventories and bringing them to their existing condition and location.

Net realisable value is determined on the basis of the company's normal selling pattern. Expenses of marketing, selling and distribution to customers are estimated and are deducted to establish net realisable value.

#### g) EMPLOYEE BENEFITS

Provision is made for the association's liability for employee benefits arising

from services rendered by employees to balance date. Employee benefits that are expected to be settled within one year have been measured at the amounts expected to be paid when the liability is settled, plus related on-costs. Employee benefits payable later than one year have been measured at the present value of the estimated future cash outflows to be made for those benefits.

#### **h) GOODS AND SERVICES TAX**

Revenues, expenses and assets are recognised net of the amount of GST, except where the amount of GST incurred is not recoverable from the Australian Taxation Office. In these circumstances, the GST is recognised as part of the cost of acquisition of the asset or as part of an item of the expense. Receivables and payables in the statement of financial position are shown inclusive of GST.

#### **i) IMPAIRMENT OF ASSETS**

At each reporting date, the association reviews the carrying values of its tangible and intangible assets to determine whether there is any indication that those assets have been impaired. If such an indication exists, the recoverable amount of the asset, being the higher of the asset's fair value less costs to sell and value in use, is compared to the asset's carrying value. Any excess of the asset's carrying value over its recoverable amount is expensed to the income statement.

Where it is not possible to estimate the recoverable amount of an individual asset, the group estimates the recoverable amount of the cash-generating unit to which the asset belongs.

#### **j) COMPARATIVE AMOUNTS**

Where required by Accounting Standards comparative figures have been adjusted to conform with changes in presentation for the current financial year.

#### **k) ADOPTION OF NEW AND REVISED ACCOUNTING STANDARDS**

During the current year, the association has adopted all of the new and revised Australian Accounting Standards and Interpretations applicable to its operations which became mandatory.

The adoption of these Standards has impacted the recognition, measurement and disclosure of certain transactions. The following is an explanation of the

impact the adoption of these Standards and Interpretations has had on the financial statements of Eastern Football League Inc.

#### **AASB 101: Presentation of Financial Statements:**

In September 2007, the Australian Accounting Standards Board revised AASB 101, and as a result there have been changes to the presentation and disclosure of certain information within the financial statements. Below is an overview of the key changes and the impact on the company's financial statements.

##### *Disclosure impact*

**Terminology changes** — The revised version of AASB 101 contains a number of terminology changes, including the amendment of the names of the primary financial statements.

**Reporting changes in equity** — The revised AASB 101 requires all changes in equity arising from transactions with owners in their capacity as owners to be presented separately from non-owner changes in equity. Owner changes in equity are to be presented in the statement of changes in equity, with non-owner changes in equity presented in the statement of comprehensive income. The previous version of AASB 101 required that owner changes in equity and other comprehensive income be presented in the statement of changes in equity.

**Statement of comprehensive income** — The revised AASB 101 requires all income and expenses to be presented in either one statement — the statement of comprehensive income, or two statements — a separate income statement and a statement of comprehensive income. The previous version of AASB 101 required only the presentation of a single income statement.

The company's financial statements now contain a statement of comprehensive income.

**Other comprehensive income** — The revised version of AASB 101 introduces the concept of 'other comprehensive income' which comprises of income and expense that are not recognised in profit or loss as required by other Australian Accounting Standards. Items of other comprehensive income are to be disclosed in the statement of comprehensive income. Entities are required to disclose the income tax

relating to each component of other comprehensive income. The previous version of AASB 101 did not contain an equivalent concept.

#### **New Accounting Standards for Application in Future Periods**

The AASB has issued new and amended Accounting Standards and Interpretations that have mandatory application dates for future reporting periods and which the company has decided not to early adopt. A discussion of those future requirements and their impact on the company is as follows:

- AASB 2009-4: Amendments to Australian Accounting Standards arising from the Annual Improvements Project [AASB 2 and AASB 138 and AASB Interpretations 9 & 16] (applicable for annual reporting periods commencing from 1 July 2009) and AASB 2009-5: Further Amendments to Australian Accounting Standards arising from the Annual Improvements Project [AASB 5, 8, 101, 107, 117, 118, 136 & 139] (applicable for annual reporting periods commencing from 1 January 2010).

These Standards detail numerous non-urgent but necessary changes to Accounting Standards arising from the IASB's annual improvements project. No changes are expected to materially affect the company.

- AASB 2009-9: Amendments to Australian Accounting Standards — Additional Exemptions for First-time Adopters [AASB 1] (applicable for annual reporting periods commencing on or after 1 January 2010).

This Standard specifies requirements for entities using the full-cost method in place of retrospective application of Australian Accounting Standards for oil and gas assets and exempt entities with existing leasing contracts from reassessing the classification of those contracts in accordance with Interpretation 4, when the application of their previous accounting policies would have given the same outcome. These amendments are not expected to impact the company.

The association does not anticipate early adoption of any of the above Australian Accounting Standards.



# Financial Report

## Notes to and forming part of the Financial Statement

FOR THE YEAR ENDED 31 OCTOBER 2010

	2010 \$	2009 \$
<b>2. Operating Profit / (Loss)</b>		
Operating revenue and expenses		
Operating profit has been arrived at after including		
<b>Operating revenue</b>	<b>3,108,921</b>	<b>2,829,127</b>
<b>3. Cash and Cash Equivalents</b>		
<b>Cash at bank and in hand</b>	<b>812,657</b>	<b>819,864</b>
<b>4. Trade and Other Receivables</b>		
Club debtors	127,253	49,879
Less provision for doubtful debts	(17,157)	(12,194)
	<b>110,096</b>	<b>37,685</b>
<b>5. Other Current Assets</b>		
Stock on hand	42,187	29,377
Other debtors	87,279	67,843
GST receivable	12,857	15,567
	<b>142,323</b>	<b>112,787</b>
<b>6. Property, Plant &amp; Equipment</b>		
Freehold land at cost	240,000	240,000
Building at cost	303,264	303,264
	<b>543,264</b>	<b>543,264</b>
Freehold improvements at cost	33,033	33,033
Less accumulated depreciation	(20,255)	(19,336)
	<b>12,778</b>	<b>13,697</b>
Computer at cost	85,209	83,619
Less accumulated depreciation	(82,504)	(83,617)
	<b>2,705</b>	<b>2</b>
Furniture & equipment at cost	99,454	95,343
Less accumulated depreciation	(66,428)	(63,416)
	<b>33,026</b>	<b>31,927</b>
Motor vehicle at cost	30,255	41,756
Less accumulated depreciation	(4,995)	(21,023)
	<b>25,260</b>	<b>20,733</b>
<b>Total property, plant &amp; equipment</b>	<b>617,033</b>	<b>609,623</b>

## 6. Property, Plant & Equipment

### Movement in carrying amounts

	Freehold Land \$	Buildings \$	Freehold Improves \$	Furniture & Equipment \$	Computer \$	Motor Vehicle \$	Total \$
<b>Balance at 1 November 2008</b>	<b>240,000</b>	<b>303,264</b>	<b>12,203</b>	<b>30,809</b>	<b>6,306</b>	<b>30,337</b>	<b>622,919</b>
<b>Additions</b>	0	0	2,373	4,774	1,631	0	<b>8,778</b>
<b>Disposals/Transfers</b>	0	0	0	0	0	0	<b>0</b>
<b>Depreciation expense</b>	0	0	879	3,656	7,935	9,604	<b>22,074</b>
<b>Balance at 31 October 2009</b>	<b>240,000</b>	<b>303,264</b>	<b>13,697</b>	<b>31,927</b>	<b>2</b>	<b>20,733</b>	<b>609,623</b>
<b>Additions</b>	0	0	0	5,942	3,289	30,255	<b>39,486</b>
<b>Disposals/Transfers</b>	0	0	0	448	0	18,023	<b>18,471</b>
<b>Depreciation expense</b>	0	0	919	4,395	586	7,705	<b>13,605</b>
<b>Balance at 31 October 2010</b>	<b>240,000</b>	<b>303,264</b>	<b>12,778</b>	<b>33,026</b>	<b>2,705</b>	<b>25,260</b>	<b>617,033</b>

	2010 \$	2009 \$
<b>7. Trade &amp; Other Payables</b>		
Trade creditors & accruals	25,809	20,912
Employee benefits	35,364	30,288
	<b>61,173</b>	<b>51,200</b>
<b>8. Provisions</b>		
<b>Non current liabilities</b>		
Provision for employee entitlement	42,596	37,883
<b>9. Cash Flow Information</b>		
Reconciliation of cash flow from operations with		
<b>Profit after income tax</b>		
Profit after income tax	87,464	127,861
<b>Non-cash flows in profit</b>		
Depreciation	13,605	22,074
Gain on disposal	(2,889)	0
<b>Change in assets and liabilities</b>		
(Increase)/decrease in trade and other receivables	(88,269)	45,027
Increase/(decrease) in trade and other payables	9,972	(4,096)
Increase/(decrease) in provisions	4,714	5,270
(Increase)/decrease in stock on hand	(12,818)	(614)
	<b>11,779</b>	<b>195,522</b>

## 10. Association Details

The principal place of business of the association is:  
 Eastern Football League Inc.  
 256 Scoresby Road  
 Boronia VIC 3155



# Financial Report

## Independant Audit Report

### To the Members of Eastern Football League

#### Report on the Financial Report

We have audited the accompanying financial report, being a special purpose financial report, of Eastern Football League, which comprises the statement of financial position as at 31 October 2010, and the statement of comprehensive income, statement of changes in equity and statement of cash flows for the year then ended, a summary of significant accounting policies, other explanatory notes and the Statement by board.

#### The Responsibility of the Board for the Financial Report

The board are responsible for the preparation and fair presentation of the financial report and have determined that the accounting policies described in Note 1 to the financial statements which form part of the financial report are appropriate to meet the financial reporting requirements of the Association Incorporations Act Victoria and are appropriate to meet the needs of the members. The board's responsibility also includes establishing and maintaining internal controls relevant to the preparation and fair presentation of the financial report that is free from material misstatement, whether due to fraud or error; selecting and applying appropriate accounting policies; and making accounting estimates that are reasonable in the circumstances.

#### Auditor's Responsibility

Our responsibility is to express an opinion on the financial report based on our audit. No opinion is expressed as to whether the accounting policies used as described in Note 1, are appropriate to meet the needs of the members. We conducted our audit in accordance with Australian Auditing Standards. These Auditing Standards require that we comply with relevant ethical requirements relating to audit engagements and plan and perform the audit to obtain reasonable assurance whether the financial report is free from material misstatement.

An audit involves performing procedures to obtain audit evidence about the amounts and disclosures in the financial report. The procedures selected depend on the auditor's judgement, including the assessment of the risks of material misstatement of the financial report, whether due to fraud or error. In making those risk assessments, the auditor considers internal control relevant to the entity's preparation and fair presentation of the financial report in order to design audit procedures that are appropriate in the circumstances, but not for the purpose of expressing an opinion on the effectiveness of the entity's internal control. An audit also includes evaluating the appropriateness of accounting policies used and the reasonableness of accounting estimates made by the board, as well as evaluating the overall presentation of the financial report.

The financial report has been prepared for distribution to members for the purpose of fulfilling the boards financial reporting under the Incorporated Associations Act Victoria. We disclaim any assumption of responsibility for any reliance on this report or on the financial report to which it relates to any person other than the members, or for any purpose other than that for which it was prepared.

We believe that the audit evidence we have obtained is sufficient and appropriate to provide a basis for our audit opinion.

#### Independence

In conducting our audit, we have complied with the independence requirements of the Australian professional accounting bodies.

#### Auditor's Opinion

In our opinion, the financial report gives a true and fair view of the financial position of Eastern Football League as of 31 October 2010 and of its financial performance and its cash flows for the year then ended in accordance with the accounting policies described in Note 1 to the financial statements.



**Bentleys Melbourne Partnership**  
Chartered Accountants



**Martin Fensome**  
Partner

Dated in Melbourne on this 11th day of November 2010

## Compilation Report

### To the Members of Eastern Football League

#### Scope

On the basis of information provided by the board of the Eastern Football League, we have compiled in accordance with APES 315 Compilation of Financial Information the Trading Statement of the Eastern Football League for the year ended 31 October 2010 as set out on pages 42 to 43.


The specific purpose for which the Trading Statement has been prepared is to provide private information to the board. No accounting standards and other mandatory professional reporting requirements have been adopted in the preparation of the Trading Statement.

The board are solely responsible for the information contained in the Trading Statement and have determined that the accounting policies used are consistent and are appropriate to satisfy the requirements of the board.

Our procedures used accounting expertise to collect, classify and summarise the financial information, which the board provided, into a financial report. Our procedures do not include verification or validation procedures. No audit or review has been performed and accordingly no assurance is expressed.

To the extent permitted by law, we do not accept liability for any loss or damage which any person, other than the association, may suffer arising from any negligence on our part. No person should rely on this Trading Statement without having an audit or review conducted.

The Trading Statement was prepared for the benefit of the association and its members and the purpose identified above. We do not accept responsibility to any other person for the contents of the Trading Statement.



**Bentleys Melbourne Pty Ltd**  
Chartered Accountants

**Martin Fensome**  
Director

Dated in Melbourne on this 11th day of November 2010



# Financial Report

## Trading Statement

FOR THE YEAR ENDED 31 OCTOBER 2010

	2010 \$	2009 \$
<b>Income</b>		
Sales	780,505	567,949
Licence fee	38,530	38,036
	<b>819,035</b>	<b>605,985</b>
<b>Less Cost of Sales</b>		
Opening stock	29,377	28,763
Purchases	577,517	423,405
Closing stock	42,187	29,377
	<b>564,707</b>	<b>422,791</b>
<b>TRADING PROFIT</b>	<b>254,328</b>	<b>183,194</b>
<b>Other Income</b>		
Affiliation fees	112,500	112,500
AFL Victoria grant	61,254	60,149
Bush Fire Relief Game	0	47,924
Blue Ribbon Foundation	17,911	0
Development funding program	17,378	37,058
DVD sales	38,324	20,217
Finals	395,378	419,301
Finals levy	39,737	39,238
Fines	19,228	21,410
Future leaders development program	117,790	102,502
Grass project	6,004	4,667
Insurance – Club	328,545	328,804
Interest	18,515	13,457
Lightning Premierships	7,410	7,354
Player registrations	48,140	50,131
Presentation nights	58,530	53,283
Profit on sale – Assets	2,889	0
Records	48,320	43,635
Sponsorships	376,567	348,044
Sundry revenue	39,823	16,533
The Main Event	227	3,300
Umpires fees	535,416	493,635
<b>TOTAL INCOME</b>	<b>2,544,214</b>	<b>2,406,336</b>
Less total expenses	2,456,750	2,278,475
<b>OPERATING SURPLUS</b>	<b>87,464</b>	<b>127,861</b>

These financial statements should be read in conjunction with the attached Compilation Report.

# Trading Statement

FOR THE YEAR ENDED 31 OCTOBER 2010

	2010 \$	2009 \$
<b>Expenses</b>		
Affiliations	1,226	726
Auditor's remuneration	7,400	7,100
Awards and presentations	10,676	13,792
Bank charges and interest	3,205	4,223
Blue Ribbon Foundation donation	17,911	0
Bush Fire Relief Game	0	47,924
Cleaning and maintenance	80,578	12,282
Computer maintenance	3,617	7,465
Depreciation of fixed assets	13,605	22,074
Development funding program	84,102	76,824
Donations	550	2,600
Doubtful debts provision	4,963	(11,395)
DVD production	43,360	17,658
EFL radio	14,459	15,610
Executive expenses	9,827	6,677
External consultant costs	11,963	8,011
FBT expense	6,506	5,353
Finals expenses	237,273	220,385
Finals levy expense	39,737	39,238
Future leaders development program	83,909	74,978
Grass project	7,000	14,000
Insurance - General	41,966	33,127
Insurance - Club	328,479	328,796
Interleague matches	16,678	19,702
Internet access for clubs	10,964	15,955
Internet costs	5,651	4,866
Investigation costs	1,545	1,627
Junior committee expenses	2,764	1,339
Light and power	9,043	6,960
Lightning Premierships – Junior division	793	1,633
Meetings	5,184	3,055
Motor vehicle expenses	9,681	8,033
Payroll tax	11,748	3,239
Presentation nights	66,809	55,063
Printing and stationery	30,304	28,126
Publications	13,426	13,354
Rates and taxes	3,402	3,179
Records	48,222	43,630
Salaries and superannuation	561,216	556,666
Seminars and training	1,388	45
Sponsorship costs	24,349	19,484
Staff amenities	4,224	2,773
Sundry expenses	14,681	8,111
Telephone	23,985	26,267
The Main Event	0	10,229
Trademark registration	0	2,636
Umpires	536,781	493,501
Web development	1,600	1,554
<b>TOTAL EXPENSES</b>	<b>2,456,750</b>	<b>2,278,475</b>

These financial statements should be read in conjunction with the attached Compilation Report.





This page, from top L to R: Ferntree Gully Eagles fans gather at the huddle during the 2010 division four senior grand final; Travis Cloke went from player to umpire at the under nine Commonwealth Bank Lightning Premiership; Dermott Brereton attended one of the Nine News development squad training nights during the year; Balwyn and Noble Park helped celebrate Thanks Ump weekend; Kids WB hosts Shura Taft (left) and Heidi Valkenburg reveal the jumper design competition winner Mooroolbark at the Almost Little Legends football clinic.



# League Directory

## Registered Office

EFL House  
256 Scoresby Road  
Boronia Victoria 3155

Telephone 9762 5766  
Facsimile 9761 1315

www.efl.org.au

## Chairman

Graham Halbish

## Deputy Chairman

Bruce Peak

## Board

Leon Bailey  
Peter Bailey  
Tim Finemore  
David Flintoff  
Kerry Freer  
Paul Molan  
Paul Payne  
Jim Walker

## Junior Committee Chairman

Leon Bailey

## Deputy Chairman

Colleen Lockhart

## Junior Committee

Bernard Fewster  
Marilyn Hoggett  
Mark Pascoe  
Ian Singleton

## Chief Executive Officer

Rob Sharpe

## General Manager: Football Operations

Phil Murton

## Manager:

### Junior Football

Rod Cordwell

## Media Manager

Anthony Stanguts

## Client Liaison Officer

Michele Urbano

## Accounts Manager

Peter Luttick

## Head of Umpiring

Cameron Nash

## Development Manager

Mark Freeman

## Umpires Board Secretary

Trevor Finch

## Goal Umpire Coach

Garry Baumgarten

## Boundary Umpire Coach

Des Seaton

## Junior Field Umpire Coach

Phil Hermann

## Junior Field Appointments Officer

Greg Malone

## Junior Field Observers

John Adams  
Graeme Bushby  
Martien Pruyers

## Umpire Fitness Coach

Peter Enright

## Womens Liaison Officer

Holly Anderson

## Senior Field Umpires Observers

Peter Enright  
Bruce Onken  
Darren Robertson

## Senior Boundary Observers

Trevor Finch  
Peter Storey

## Tribunal Chairman

Robert Murray

## Tribunal Deputy Chairman

Terry Graham

## Tribunal Members

John Allpress  
Michael Berkley  
Murray Black  
Michael Ditchburn  
Grant Hinton  
Terry Lewis  
Mervyn Lindsay  
Michael Rodriguez  
Peter Sinclair  
Keith Wilkins

## Investigation Officers

Kevin Barrie  
Roger Schranz

## Trainers Association President

Graeme Cocking

## Umpires Association President

Andrew Wheeler

## Credits

### Editor

Anthony Stanguts

### Design

Melinda Rochford  
Ripe Design

### Photography

Chris H.  
Cyan Sporting Images  
Les O'Rourke  
Garry Sparke  
Steve Spaul

### Printing

Allanby Press





## EASTERN FOOTBALL LEAGUE

### Registered Office

256 Scoresby Road Boronia Vic 3155

ABN 30 466 151 731

Telephone 9762 5766

Facsimile 9761 1315

[www.efl.org.au](http://www.efl.org.au)

