



20
09

EASTERN
FOOTBALL
LEAGUE
ANNUAL
REPORT





Contents

- 1 Mission
- 2 Chairman
- 4 Chief Executive Officer
- 6 Senior Competition
- 8 Junior Competition
- 11 Media
- 12 Umpires/Trainers/Tribunal
- 14 Season 2009
- 19 Interleague
- 21 Team Listing
- 22 Awards
- 24 Senior Ladders
- 25 Senior Finals Results
- 26 Junior Ladders
- 28 Junior Finals Results
- 30 SEN Teams of the Year
- 32 Life Members
- 33 Financial Report
- 45 League Directory

This page, from left:
Stuart Wynd celebrates one of his nine goals for Knox in the BJS Insurance veterans grand final; Balwyn's Allan Murray flies high over the pack in round nine versus Noble Park.

Following page, from top left to right:
Kids WB hosts Heidi Valkenburg and Shura Taft (centre) with participants at the Almost Little Legends football clinic; Ferntree Gully Eagles won their first ever colts premiership this year; Kilsyth were one of 39 teams who competed at this years under 11 Commonwealth Bank lightning premiership; Forest Hill won this years division four reserves grand final.





The Mission

The Mission of the Eastern Football League is to promote, coordinate and administer the sport of Australian Rules Football through its member clubs in the Eastern Region of the Melbourne Metropolitan area for the benefit of participants no matter what level of skill or involvement.

In doing so, its aim is to be a financially viable operation that has the ability to generate adequate funds for the ongoing administration and development of Australian Rules Football in its region of influence.





The EFL board from left to right:

Peter Bailey, Brian Hawkins, Bruce Peak, Kerry Freer, Leon Bailey, Graham Halbish, Jim Walker, Tim Finemore, David Flintoff and Paul Payne.

Chairman

The 2009 season has proven to be yet another where the EFL has experienced real growth in the numbers that embrace our competition and the people within it. We have also attracted a growing level of interest from a wide range of third parties which include both government and business, seeking to establish an involvement in what we do and with the broader EFL community.

Recently, much has changed about the environment in which we are required to operate. Restrictions in the availability of water for grounds have been in place for two years now. The disruption to the economy impacted seriously on many of the avenues traditionally used by clubs and the league itself to accumulate the revenues required to run the game. In addition to this there is nowadays far more expected of clubs and their members, in terms of social responsibility. Access to new types of media such as internet, SMS, video and audio streaming has rapidly escalated to make what we do broadly available to everyone at lightning speed.

Despite the hurdles, we had more clubs, more teams and more individuals join the EFL than ever before. The season started two weeks early with the 2008 SEN division one team of the year taking on the VAFA to raise funds for bush fire relief. The match, apart from being a magnificent contest between metropolitan football's best, was a wonderful demonstration of the warmth and generosity of the football community who supported the game and events surrounding it. Clubs, supporters and players from the EFL and VAFA collectively provided donations totaling \$47,924 to support the redevelopment of sporting facilities and to support individuals in need.

Nearly six years ago the board developed within its strategic plan, a strategy to grow the equity of the EFL brand in order to develop the league and our club's appeal to a wider range of stakeholders and in doing so, improve

the support to the game. A significant part of that strategy required the broadening of the support that we could provide to matters of community benefit.

It is gratifying to observe just what has been done to specifically address issues that once were not considered to be a part of local football's domain. Some of these issues that the league and clubs have embraced in 2009 have focused on topics such as road safety, drug and alcohol use, men's health, and violence against women. However there were a broad range of non football initiatives undertaken during the 2009 season, as the diagram below shows.

The EFL participates in these initiatives not because football in particular has a problem, but because we have a significant capacity to reach many people and in particular young males, with strong and effective messages about matters of health, safety and behaviour. We can make a difference in a societal sense and we accept that we have a responsibility to do so.

The quality of our football continues to grow at all levels and I was personally gratified to observe not just the standard of our football but in the manner that it is played across all grades and divisions.

The 2009 junior and senior finals were no better example of this.

Clubs are introducing new disciplines amongst their members and most definitely are expecting higher standards from their players. This is supported by the league by an increasing emphasis towards professional umpire development, which in 2009 included the addition to staff of a full time EFL funded Head of Umpiring. The investigation and tribunal systems remain strong and effective and the diligence that the league maintains in regard to such matters provides the platform and safe playing environment for the confidence of those involved each week.

The league itself maintains a high degree of autonomy, both financially and in its ability to make decisions that are right for our clubs and their members. It is crucial that this remains the case. It ensures that the league board can remain true to its clubs, ensure that commercial objectives are met and that the game we play is done so in a way that best fits the needs of those that play it.

In 2009 we welcomed some significant new partners to the EFL.





The Nine Network, ConnectEast, TAC and Ferntree Gully Holden have helped us to increase our ability to continue to broaden the impact that we have on young people through their involvement in sport. Our long term principal sponsor BJS Insurance, offered to relinquish that position in 2009 to Nine News. BJS Insurance have been an integral part of this competition and this selfless gesture was another example of their preparedness to support the efforts of the league. Fortunately they continued their existing level of support while providing the opportunity for the Nine News relationship to begin, that has already and will continue to raise the professionalism and exposure of the league and of EFL clubs.

The drought in this state and associated water restrictions in 2007 and 2008 had reduced the availability of grounds for training and the quality of surfaces for play. In the summer of 2008/09 with the support of the Victorian State Government, Yarra Valley Water, councils, cricket and football clubs, the EFL embarked on an ambitious plan to have more of the grounds that we use, converted to warm season grasses. The true success of the program was demonstrated during the EFL senior finals when three of the six surfaces used were grounds that had been converted through this initiative. In the 2009/2010 summer councils will continue to develop more surfaces, more capable of standing the rigours of warmer summers and reduced availability of potable water supply.

It was of considerable interest to observe the changes that some clubs have demonstrated in accepting their part in helping to manage the state of their grounds. No doubt in future more clubs will come to take advantage of the benefits available through more prudent management.

Facing dramatic economic times the board commenced 2009 with some concerns regarding the future viability of clubs. It has become apparent however that at seasons end the general state of well being of clubs has improved. In most cases club administrations in 2009 appear to have made extremely prudent decisions forecasting revenue and pruning costs where it was appropriate. In 2009 it was deemed more important than ever before for the board and the administration to be available in supportive roles for clubs seeking assistance. It is pleasingly apparent that those efforts provided have been fruitful.

In 2009 we witnessed a new level of competitiveness in division one. The board remains strongly of the view that changes to the structure of division one football, to the draw and to the finals program have been instrumental in providing this new competitiveness. Such changes have been good for the competition and while I can understand that clubs initially had some misgivings it has been of great solace we observe that the level of competition has escalated.

In closing I congratulate all clubs on their efforts and achievements in 2009 and thank the EFL board, members and a dedicated and high achieving administration team led by CEO Rob Sharpe, in their support of me as chairman of the board in season 2009.

Graham Halbish

Above:
Over 8,500 people attended this years division one grand final day

Sponsors

Principal Sponsor



Major Sponsors



Support Sponsors



GEOFF SCHWIND



Chief Executive Officer

At the end of 2008, the board reviewed its business plan of the previous five years and agreed on a set of objectives that would complement outcomes already achieved. There were no major changes to the general direction the league is heading rather some adjustments proposed to provide an increased focus on maintaining the sustainability of existing clubs. The plans key objectives focused on development of the game and EFL clubs, improving the efficiency of operations, growing the equity of the EFL brand and prudent financial management.

In the face of trying economic times we approached the year with some trepidation. It was important that the league identified opportunities to provide more value to clubs and minimise financial burden. Revenues relating to affiliation and player registration remained relatively static with just a modest increase generated through the addition of the Canterbury Football Club to the competition.

Key initiatives were directed toward improving sources of external funds and providing opportunities to clubs to reduce costs and improve revenues.

In 2009 we secured new sponsorship in excess of \$89,000 (34%) above that of 2008. The league has now a broad array of sponsors and is particularly heartened by the standing and the reputation of the brands associated with the EFL.

We secured deals with both Coca Cola Amatil and Lion Nathan that provided direct benefits to clubs through preferred purchasing arrangements and opportunities to secure rewards for purchases. At the conclusion of the season clubs supporting league sponsors in 2009 shared a total of \$39,238 generated through the finals levy.

The EFL website generated nine million page views during the 2009 season and our agreements with SportingPulse provided new revenues through advertising commissions for the first time. In excess of \$12,000 was returned to clubs supporting online initiatives through the supply of match day footballs.

The league continued its policy of encouraging the purchase of alternate strips through deferred payment and discounts. This program helps to reduce the likelihood of a clash in uniforms on match days and for some clubs created a new sponsorship opportunity.

Clubs continue to be provided credit facilities for purchases through the EFL merchandising operations in order to avoid early season cash shortfalls and this year we added opportunities to



From left:
Rob Sharpe, Sarah Latham, Peter Luttick, Michele Urbano and Mark Freeman.

purchase Coca Cola soft drinks at the beginning of the season and during the final series.

The finals contribute a vital source of revenue to offset the cost of the league's operations and increasingly for host clubs. Revenue to the league from finals increased in 2009 by 5.1%, slightly above the league's targeted 5% per annum. Whilst we must continue to ensure that finals games are conducted at the best facilities, the league will seek to provide opportunities for more clubs to achieve revenues through active involvement in finals management. This season a record 21 EFL clubs were provided opportunities to host either junior or senior finals. Whilst the finals provided a net return to the league of \$198,916 an estimated \$200,000 of net revenue was generated by host clubs through catering opportunities and junior finals gate takings.

An important indicator of the health of the league is the level of club debt. A significant amount of time and effort from the league's board and administration was dedicated to working collaboratively with clubs on matters of financial management. This has produced a more favourable all round position and despite the difficulties associated with the economic climate, league debtors have been reduced to what we consider to be an acceptable level. The league will continue its efforts to support clubs requiring assistance in establishing policy and planning processes.

Grounds in the past two seasons have been severely battered by drought. In 2009 the league acquired \$140,000 in funding from Sport and Recreation Victoria and \$21,000 from AFL Victoria to support a program established to help drought proof 19 playing surfaces. To support clubs that were required by council to make a financial commitment

to this program the league made available interest free loans. Five councils were a part of the EFL Sustainable Grounds Program that has gone a significant way to improving the quality and availability of grounds for the future.

After an overhaul of umpiring in 2008, the end of the 2009 season saw the league appoint for the first time a full time Head of Umpiring. This was undertaken through the recognition of a growing need for more development initiatives directed at an increasing number of young umpires. The move has already resulted in the introduction of a summer development squad, an influx of talented junior umpires seeking to grow their senior experience and an extension of our ability to establish a much improved induction to umpiring. The investment in umpiring will escalate recruitment, improve the standard and quality of our football and further the league's efforts to provide a disciplined and encouraging environment for football to be played.

The league continues to refine its efforts operationally. Our long time association with SportingPulse has provided the foundation for the development of player management and transfer systems that are now adopted in a national program in the form of Footyweb. Today the management of player registrations is streamlined to an extent that clubs primarily manage an online process available 24 hours a day, seven days a week.

In 2009 the league has worked with Activsports to provide an umpire management system that has again significantly reduced the administrative functions within the league office. In 2010 further enhancements will provide new opportunities to better allocate staff away from straight administrative tasks. In recent years it has been of great benefit to the



league and our clubs to observe the reallocation of resources from administrative functions to marketing, game and club development roles.

This year the EFL began to explore new possibilities for the utilisation of web based media with both video and audio streaming. The EFL media team continues to break new ground and further widens the exposure that the league provides to a growing audience.

We continue to strengthen our position with state and local governments. It has been of great benefit to establish direct relationships with key stakeholders and jointly address matters of common interest. Specific examples include programs established to help curb violence against women, to transfer playing surfaces to warm season grasses and to support efforts for funding of facility developments.

The league extended the level of qualification achieved through its Young Leaders Program and provided opportunities for members of the Yarra Valley and Mountain District Football League to be involved.

The EFL launched a Road Safety Program – funded by the TAC – that was conducted in EFL clubs each Tuesday evening of the football season and was aimed at reducing road trauma. This will continue through the support of ConnectEast for the next two years.

With the support of the Nine Footy Show we conducted for the first time a free clinic for nearly 900 nine and ten year olds during the July school holidays.



Throughout the EFL senior finals we worked with the Victoria Police to support a program aimed at educating patrons of the impacts of alcohol that included voluntary breath testing stations located inside finals grounds. On division one grand final day the participating clubs and supporters once again leant their support to the Blue Ribbon Foundation.

This game of Australian football is our own truly unique sport. Through the Eastern Football League and its strong club culture it provides a great deal to the many that follow the fortunes of EFL clubs.

Credit must be given to the 1,000's of volunteers who contribute so much to the running of games in our league on a weekly basis.

Finally, I would like to thank the clubs, the league chairman and the EFL board for their support of the league's administration. The staff has again in 2009 been prepared to continue to accept new challenges in furthering the standing of this great EFL competition.

Rob Sharpe

This page, from left: GTV9 Melbourne managing director Jeff Browne speaks at the EFL season launch; Ferntree Gully Holden joined the EFL this year as a major sponsor, helping fund water carrier bibs for all senior and junior clubs.

Senior Competition

The EFL welcomed Canterbury as its newest member, with their introduction increasing the number of teams in division four to 11. The fixturing model that has been used successfully in division one was used to create the fixture for division four. This ensured that everyone played each other once, with those teams that finished in positions 1-4, 5-7 and 8-10 in season 2008 playing each other twice. While their debut season only delivered two wins, Canterbury should take heart from the second year efforts of South Belgrave, who after finding their feet in their first season in the EFL, in 2009 had two teams play finals (reserves and colts), with their seniors only just missing out. For the fourth year in a row, the league was able to field four divisions of colts.

Despite another hot and dry start to 2009 we entered the season with far more optimism than the previous two years with the EFL Warm Season Grass Program delivering some 19 grounds undergoing grass conversions over the summer.

2009 saw the return of senior interleague for the first time since 2004. In an effort to raise funds for the tragic bushfires that occurred throughout Victoria in February, the EFL – with a side containing most of the division one SEN team of the year from 2008 – challenged the VAFA at Jubilee Park in Ringwood. A curtain raiser game was also held featuring under 18 players from the majority of EFL sides against an under 18 Yarra Valley Mountain District FL side.

The Footyweb transfer and player database system continued to develop in its second year in operation and provides a much easier way for clubs to manage registration and the movement of players to and from their club. Clubs were supportive of an initiative to have senior selected teams posted on the EFL website each Friday for supporters to know who was in and who was out for Saturday's big games.

Home & Away Season

With April 25 falling on a Saturday this year, arrangements were made with the state government and RSL to allow football to continue as normal on Anzac Day. EFL clubs held pre match ceremonies in recognition of the significance of the day and local RSL's were involved with many clubs, further strengthening community ties.

The division one season was in many EFL observers' opinions the most even in years. Croydon had a great year, coming from 10th in the seniors and 11th in the reserves in 2008 to finish the

season as minor premiers in both, taking out the division one BJS Champion Club Award as a result. Lilydale returned to September action for the third time in four years while Vermont recovered from a one win / four loss start to the year to finish the home and away season in third place.

The race for finals positions in division two went down to the last round, with Waverley Blues missing out narrowly in an encouraging debut season following promotion from division three. South Croydon claimed the minor premiership in both the seniors and reserves.

Mooroolbark set the pace in division three, losing only one game for the season, closely followed by Upper Ferntree Gully.

In division four, Chirnside Park showed its intentions after narrowly losing the 2008 grand final to claim the minor premiership. The Basin, Glen Waverley Hawks, Kilsyth and Templestowe made up the rest of the positions in the newly introduced final five.

In a wonderful achievement, both Kire Talevski (Mooroolbark) and Cody Morris (Rowville) kicked 100 goals during the home and away season, whilst Montrose colts player Billy Schilling also kicked a century of goals.

Balwyn, Coldstream, North Ringwood and Rowville all introduced away jumpers this season which is a growing trend the league is keen to continue to support.



Previous page from top:
From left to right: Phil Murton, Cameron Nash, Anthony Stanguts and Rod Cordwell; Coldstream were one of four clubs to introduce an away strip in season 2009.

This page, from left:
Canterbury became the 43 senior EFL club, joining division four in season 2009; Rowville's Cody Morris was one of two senior players this year to kick 100 goals.



Finals

The development and management of finals venues continues to be of high importance to the league. Scoresby and Ferntree Gully hosted senior finals for the first time in recent memory and feedback on the venues has been positive. The EFL continues to work closely with local police, councils and host clubs to ensure the facilities and amenities on offer to participants and supporters continues to match the professionalism of the league. Across the senior and junior competitions, some 21 clubs hosted finals and shared in the revenue generated by these games. With finals crowds again increasing, this is an area the league will continue to invest time and resources into.

While there was some inclement weather throughout the finals series, it didn't stop a record number of people venturing out

to witness EFL finals action. Since 2005 there has been a 23% increase in the overall crowds attending EFL finals.

Staff & Associations

Cameron Nash joined the league as Head of Umpiring and oversaw the introduction of many young umpires into the ranks of senior football throughout the season. With over 400 appointments each weekend ensuring independent umpires take control of our games, the Umpires Board continues to provide a valuable service to the competition.

The EFL Trainers Association, under the leadership of Graeme Cocking, continues to educate and provide professional development to much valued trainers at clubs across the competition. This year, in excess of 100 people were put through training courses and as the professionalism

of our game improves, so to must the attention to injury prevention, treatment and rehabilitation for our players.

2010

As we look forward to 2010, there will be some significant improvements to facilities across the competition. Montrose and Templestowe will unveil impressive new social and change room facilities while there are a number of grounds undergoing warm season grass conversion.

Across the EFL our clubs continue to be managed by professional and hard working presidents, secretaries, treasurers and committee people. It is the efforts of all involved that help the league to continue to maintain and improve the standards of the competition.

Phil Murton

Junior Competition

The junior season commenced on April 5 with a record 290 teams competing across eight age groups. This represents growth of 2% over 2008 numbers.

The increase in teams has also intensified pressure on existing ovals and facilities, especially in the early time slots. Plans to introduce an under eight age division utilising under used grounds is being considered in an attempt to alleviate this problem.

A pleasing aspect of the season was the significant decrease in player reports (down 61%) and send offs (down 39%). Dramatic reductions in the under 15/16 area were achieved as a result of many clubs undertaking player education sessions.

900 players representing 26 junior club's attended Knox FC on July 1st for the inaugural Channel Nine sponsored "Almost Little Legends" clinic. The prevailing wintry conditions didn't deter the under nine and ten participants enjoyment of the day.

Thanks to Gary Monopoli, Mark Freeman and Channel Nine for organising this successful addition to the junior calendar and the Channel Nine football show panel, AFL players and EFL interleague representatives for their assistance.

Commonwealth Bank Lightning Premiership

Pinks Reserve was again the venue for the under 10 and 11 Commonwealth Bank lightning premiership. 36 and 39 teams respectively participated over the course of the two days.

Congratulations to under 10 premiers Blackburn Black, Croydon, Heathmont, North Ringwood, Norwood Black, Rowville Gold and Wantirna South White. The best conducted club was Mooroolbark.

In the under 11 section East Burwood, East Ringwood, Glen Waverley Rovers, Heathmont Blue, Lilydale, Rowville Brown, Upper Ferntree Gully and Vermont were successful with Donvale being adjudged the best conducted club.

Thanks to the Kilsyth FC for their continued support of this event and congratulations to Heathmont & Rowville for their success across the two days.

This page:

Rowville defeated Norwood by 33 points in the under 15A grand final.

Following page, clockwise from top:

Channel Nine's Kids WB program filmed an episode live from the Almost Little Legends football clinic in July; Montrose won this years under 14B and under 16B (pictured) premierships; North Ringwood defeated Knox in the under 13A junior grand final; 36 teams participated in this years under 10 Commonwealth Bank lightning premiership.



The junior committee from left:

Mark Pascoe, Leon Bailey, Colleen Lockhart, Ian Singleton, Marilyn Hoggett and Bernard Fewster.

Nine News Interleague

In 2009 the EFL entered three teams in the AFL Victoria Metropolitan Junior Championships.

Our teams travelled far and wide from Avondale Heights in the north to Narre Warren in the south.

The under 14 division one team defeated the Essendon District FL, Riddell District FL and Dandenong & District Junior FL but were defeated in the grand final by the Yarra Junior FL.

The under 14 division two team defeated the Essendon District FL, Yarra Junior FL and Dandenong & District Junior FL on route to a grand final victory over the Northern FL at Box Hill.

The under 15 team were competitive in all matches but were defeated by Essendon District FL, Riddell District FL and Dandenong & District Junior FL.

Most valuable interleague players were: Under 14-1 Fergus Healey (Vermont), under 14-2 Mitchell Honeychurch (Vermont) and under 15 Timothy Ekers (East Ringwood).

Appreciation is extended to:

Coaches:

Under 14 – 1

Gary Monopoli and Greg Donald

Under 14 – 2

Mark Pascoe and Rick Castricum

Under 15

Tom Humphrey and Darren Cameron

Trainers:

Grant Hughes, Peter Loveless and Mick Mirra

Clubs:

- Eastern Ranges for the use of Kilsyth Recreational Reserve for training purposes
- Knox FC for hosting jumper presentation night
- Noble Park FC and Waverley Blues FC for hosting interleague fixtures



In preparation for the 2010 interleague carnival an under 13 training squad was assembled in the September school holidays. 95 players were invited to trial with selected players returning in November for further selection trials.

Finals

Aussie Oranges became the inaugural sponsor of the junior finals series. Field umpires wearing orange wristbands and goal umpires waving orange flags coupled with sponsor merchandise added a shot of colour to grand final venues.

The final five concept continues to be successful with 28 different clubs being represented in this season's finals series.

10 individual clubs took out the 15 premierships with Vermont (3) Mooroolbark (2) Montrose (2) and Rowville (2) being multiple winners.

Congratulations to all divisional premiers and thank you to the 15 clubs who hosted the junior finals.

Presentation Night

Karralyka Centre was the venue for the culmination of the 2009 season. League best and fairest winners were presented with medals whilst runners up, umpires and interleague representatives received trophies. Premiership flags were also distributed to premier teams.

The Gordon Parker Best Conducted Club Award was presented to Montrose JFC.

Facility upgrades at Montrose Reserve resulted in training and match day fixtures being relocated to Kilsyth Reserve. Despite the upheaval the club continued to fulfil its league duties and also took out premierships in the under 14 and 16 divisions.

Junior Seasonal Statistics

- 33 clubs entered a record 290 teams
- Average teams per club 8.8
- 7,250 players competed in 143 matches per week
- 2,092 games played (including finals)
- 188 field umpires required per week
- 211 players played 100 games and received EFL medallions.

Thanks to junior chairman Leon Bailey, the junior committee, General Manager Football Operations Phil Murton, Media Manager Anthony Stanguts, league staff and Junior Field Umpire Coach Phil Hermann.

Rod Cordwell





Media

This year the league expanded our radio coverage to incorporate advances in technology. We continued to produce eight hours of live radio per week, with *The Huddle* on Wednesday nights, the game of the day Saturday afternoons and EFL Sunday. From the early rounds of the season, the radio match of the day and EFL Sunday were not only broadcast via the regular means of Radio Eastern 98.1 FM, but through the help of ABC Technologies we audio streamed these programs via the EFL website, opening up our audience to people outside the radio broadcast range. This enabled us to reach people in country Victoria, interstate and overseas, and the feedback was positive with correspondence received from Wangaratta, Vietnam, Brisbane and other various locations around the globe.

Midyear the league trialled the use of Champion Data stats and video streaming of the round nine clash between Balwyn and Noble Park. The use of stats on the broadcast added another dimension to the coverage, further enabling the listening audience to gauge the performance of both the teams and individual players from the game. The video streaming also proved very popular and all senior grand final matches were subsequently video – as well as audio - streamed which attracted a large audience of people that were unable to get to the games. Future use of video and audio streaming will be explored for 2010.

The Main Event III once again saw the presentation of the Clinton Grybas Media Personality of the Year Award. Unlike previous years, voting for this award was not made public, instead the EFL media team voted on their peers. This year's winner was Shaun Kelly, and he was presented with the award by former Radio Eastern football host Les Ferguson.

SEN's Mark Fine was the winner of this year's External Media Award at *The Main Event*, reflecting his continued support of local football. Each Thursday night the EFL would be showcased as part of 'The Bush and the Burbs' segment after 10 pm, when Mark Fine was joined by Age journalist Paul Daffey to look at local metropolitan and country football.

We once again thank our valued media advertisers, without whose support we would struggle to be able to produce the quality of media that we do.

Thanks to: Advanced Brake and Clutch, Briggs Menswear, Good Year Autocare Croydon, Eastern Ranges, Hog's Breath Café Knox, Hotel Shoppingtown, Ideal Electrical, Knox Tavern, Max Brown Real Estate, Noble Park Social Club, Topline Sports and Vibromania.

Finally, a very big thank you goes to all the 2009 media team. As a group of volunteers, these people put in hours beyond the call of duty, and certainly their input and enthusiasm helps drive the different forms of media throughout the year. To Dyson Baker, Grant Campbell, Gavin Casey, Nat Edwards, Brad Henderson, Paul Hooper, Laura Jolly, Shaun Kelly, Steph Kirkmen, Rachel Lindley, Peter McArthur, Steph Roden, Darren Searle, Will Taylor, Lauren Wapling, Ben Warren Smith, Ben Waterworth, Ron Welsh and the Sportsvision team – thank you.

Anthony Stanguts



Previous page, from top left to right: Vermont stand as one for the National Anthem; Robbie Ross (right) and Justin Hughes (left) battle it out in the ruck; Coach and captain, David Banfield and Ryan Mullett (centre), hold aloft the division one premiership cup; Division one premiers – Vermont; Division one grand final best on ground – Nathan Henley.

This page, from left to right: Members of the EFL media team preview season 2009 at the season launch; Anthony Stanguts (middle) and Shaun Kelly (right) interview Croydon's Andrew Hughes (far left) during prematch of the Radio Eastern match of the day coverage in round two; The new EFL website that was launched in April.

Umpires

At the start of 2009 we were challenged by the need to replace seven senior umpires who had retired or moved on to the VFL.

The flipside to this was the opportunity it gave to promote some young up and coming field umpires that displayed potential, commitment and the desire to pursue their umpiring careers.

We were able to rotate 25 umpires through division one senior football this season with nine doing their first division one senior match. With only twelve required each round this is a great statistic for us. We also gave eleven young umpires, aged 23 and under, the opportunity to umpire senior football for the first time with a number of them reaching division two by season end. This will certainly place us in an enviable position for next season where we will be looking to further develop these young umpires.

Being new to the position it was great that we were able to retain all of the support staff from season 2008. Mark Freeman, Marc Lawson, Bruce Onken, Des Seaton, Garry Baumgarten, Peter Enright, Trevor Finch and Phil Hermann played a major part in ensuring the continued development of the entire umpiring group.

We were fortunate to have a core group with significant experience to make up our leadership group this year. In particular during the early part of this season, the more senior umpires provided great stability to the umpiring group.

Three of our umpires, Wayne Duke, Nick Browne and David Thorne, took part in the AFL mates program this season. Scott McLaren again did an outstanding job in developing these umpires by providing feedback from observing them umpire during the season and by keeping in constant contact with them.

This no doubt contributed to the rise through the ranks of Wayne Duke. At the age of 20, Wayne finished the season umpiring the division one senior grand final with Brad Buyck. To top off an already outstanding season Wayne was awarded the Golden Whistle Award. We also congratulate this years best umpires: field – Brad Buyck, boundary – Rory Ashton and goal – Simon Plumridge.

Our numbers in the boundary and goal umpiring disciplines were solid as we were able to appoint umpires to matches through to division one reserves.

We will again be promoting three field umpires to trial with the VFL over the summer - Wayne Duke, James Langmaid (division three senior grand final) and David Thorne (division one colts grand final). Moving forward we will be looking to nominate three field umpires, one boundary and one goal for VFL trials each season. I feel this is very important for the promotion of EFL umpiring in that we are seen to be selecting umpires for the next level on a yearly basis.

Season 2010 promises to be a very exciting year for EFL umpiring with the likelihood of some senior umpires from the VFL joining the EFL and others returning from injury. Combining this with additional coaching programs, all is in place for the EFL umpiring group to take further leaps forward next season.

Cameron Nash





Trainers

The year started in November with first aid, reaccréditation and level one trainers courses which were all well attended. All these courses had to be run again in February, March and April as well as June and July. More than 100 new trainers attended. Thanks to Sports Medicine Australia for their support as well as Lifecare Croydon for their staff at these courses.

Our first task for the season was the Bushfire Appeal Game at Ringwood and we would like to thank the trainers who donated their time to support the game. As the home and away season began our membership started to grow to make us the biggest Trainers' Association in the State. Our final membership reached 160, of which 60 are females which is very good to see.

It is very important that all trainers keep their accreditation updated. It is very worrying for the Association and the league to have non accredited trainers. We encourage trainers to become members so they get all the latest news and impending course details. We also supply caps and gate passes, which at \$15 per annum is very reasonable.



Previous page, from top left to right: Golden Whistle winner Wayne Duke; The league again used three boundary umpires for all senior grand final matches; 188 junior field umpires were required each week; Goal umpire David Wallace this year umpired his sixth division one senior grand final; The division one senior grand final umpires.

This page, clockwise from top : 160 trainers were members of the Trainers' Association in 2009; There were 134 reports recorded this season by umpires or through league investigations.

In July the league in conjunction with Channel Nine and the Footy Show held a footy clinic for nine year olds at Knox FC which was very well attended with 900 budding footballers happily having a kick with their heroes. As an Association we thank all the trainers who assisted on that day as first aid staff.

I would like to thank our members who acted as first aid staff at the senior finals venues. This is the first time we have been requested by the league to act as first aiders and it was very well received by those members of the public who utilised this service.

Congratulations to Don Patrick from Doncaster FC who was awarded life membership for his long term service to his club and our Association.

Club Warehouse Trainer of the Year was awarded to Kelly Sverns from Heathmont FC. Well done Kelly. If accepted by the junior committee and clubs, we hope to have junior trainers' membership next year, and also a junior Trainer of the Year.

Thank you to all members, clubs and the EFL staff that have provided significant support throughout the year. Thanks also must go to our sponsors Club Warehouse, Elastoplast, S.M.A. and Lifecare who have been very supportive of our Association.

Finally thank you to my committee for their commitment and support throughout. To see the Association grow is more evidence that we are on the right track to continue to grow and prosper.

Graeme Cocking

Tribunal

The conduct of all participants involved in EFL matches continued to improve in season 2009. In a season where 3,342 games were played, each involving approximately 30 players and officials from each team, 134 players/officials were reported by umpires or through league investigations. This equates to approximately one report for every 1,496 participants in EFL games. Since season 2006 the number of reports has decreased from 213 to 134 this year – a reduction of 37% – despite the number of games being played increasing as the league continues to grow.

Of the 134 reports made this year, 79 were referred to the independent tribunal, with suspensions totaling 227 weeks being issued by the tribunal. While this meant the tribunal heard seven more cases than

in 2008, there was an increase of 40% in the number of suspension weeks handed down, illustrating the tribunal's willingness to penalize those that transgress the rules and spirit in which the game should be played. The number of charges laid for abusive language to umpires was the lowest on record. This is an area of which our umpires, the tribunal and the league will continue to be vigilant.

The league again maintained records of individuals and teams who received yellow or red cards from umpires during games. Sanctions were issued to clubs for 19 players who received three or more yellow cards during the season and nine teams who accumulated 10 or more cards during the season. Overall, the numbers of cards being issued continues to reduce, down from 859 in 2007 to 568 this year – a reduction of 34% in 2 years. The league introduced a melee rule for the first time in

season 2009. Over the course of the season umpires referred 21 melees to the league which resulted in sanctions to eight clubs.

The independent tribunal welcomed Greg Gibb, Murray Black and Peter Sinclair as new members and we look forward to their continued involvement over the coming seasons. The league again conducted a number of investigations into incidents referred to it by clubs and we continue to be served by three experienced and professional investigators in Kevin Barrie, Tim Cron and Roger Schranz.

While one report, yellow or red card is one too many, the league will continue to look at ways of identifying inappropriate actions and ensuring processes are in place to modify that behaviour.



Season 2009

November

EFL Annual General Meeting held end of November at Karralyka Centre in Ringwood. The 2009 senior fixture for divisions one, two and three were released with the division four fixture not released due to the league still awaiting confirmation from AFL Victoria on the transfer of Canterbury from the Southern FL to the EFL. Ron Eade and Tanya Cruikshank receive Recognition of Service Awards, whilst Mulgrave's Matt Richards accepted his EFL 300 game life membership.

End of year junior delegates meeting held at Donvale JFC. Topics discussed include proposed 2009 fixture dates and rule changes. Mark Pascoe is elected to the junior committee.

December

All EFL senior coaches are confirmed for the 2009 season, with 18 coaching changes across the four divisions. Most notable are the return of former premierships players Steve Cochrane and Nick Tennant to coach Blackburn and East Burwood, and the appointment of former Essendon player Alan Ezard to Noble Park.

Canterbury FC become the 43rd senior club in the EFL for season 2009, after AFL Victoria gave the green light to the clubs transfer from the Southern FL. Division four fixture released featuring 11 sides and a bye, with the division to have a final five finals series at seasons end.

January

Trainer, umpire and coach accreditation courses conducted preseason.

February

Club Administrator courses held at EFL house, covering Committee Management and Football Operations.

Computer courses held at Ringwood Secondary College. Club representatives are educated in the Footyweb system for database management, online transfers and online scores.

March

In a major coup for football in the eastern suburbs of Melbourne, the EFL announce Channel Nine as the league's new principal sponsor for the next three years. Nine make a strong commitment to the EFL in 2009 and beyond through naming rights to the junior interleague squads and support for a midyear junior football clinic.

EFL announce new junior ball sponsor for season 2009 with Ferntree Gully Holden becoming a major sponsor of the league. In 2009 all junior footballs will be branded with the Ferntree Gully Holden logo, and Ferntree Gully Holden will also feature on all water carrier bibs.

Coaches forum held at Mulgrave FC featuring a presentation on 'Current Trends in Teaching Skills and Drills' by David Wheadon, Skill Development Coach at Geelong. Night includes information

relevant to the upcoming season on rule changes, coaching accreditation and membership of the Australian Football Coaches Association (AFC).

Junior delegates meeting held at Ferntree Gully Eagles FC. Topics discussed were: recording of scores for non competitive games, changes to the EFL website, junior umpire recruitment and the expansion of the junior interleague program.


The EFL and VAFA played for the Bushfire Challenge Cup at Jubilee Park in the first meeting between metro Melbourne's largest senior football competitions. Over 3,000 people witnessed a great contest between the two leagues, as well as a curtain raiser game between the EFL and YVMDFL colts, which the EFL won by 74 points. The day raised close to \$50,000 for the VCFL and YVMDFL Bushfire Relief funds.

April

The EFL launch a new website design. The changes allow for more commercialisation of the site, with increased advertising aimed at benefiting the league and clubs from the revenue generated. Further developments during the season include new premium data options, featuring team positions online, more stats, more upgrades and more functional websites for the league and for clubs.

This page, above:
East Ringwood won this years division one RoadSafe colts grand final.

Following page, from top left to right:
South Croydon prepare for the division two senior grand final; Division two grand final best on ground, Ben Osborne; South Croydon forward Kyle Simkin; Division two premiers 2009 - South Croydon; Coach Paris Harvie and co captains Lucas Davies (back) and Eamon Costello (right) celebrate their premiership win for South Croydon.



Season 2009

The league receives commitments from TAC and ConnectEast to fund a Road Safety Program in EFL clubs for the next three years. The program is to be conducted in Good Sports accredited clubs and involves education programs being delivered to two target groups of 16-18 year olds and 18-25 year olds. The younger learner drivers will undertake the RACV Free2Go program which provides information for first time drivers and the older group will take part in the RoadSafe "Looking After Our Mates" program that provides information on driving, alcohol and good decision making. As part of the program, the under 18 competition is to be known as the RoadSafe colts.

RoadSafe colts fixture released featuring four divisions, with 10 sides in both division one and two, eight sides in division three, and seven sides in division four colts. The draw sees a number of new clubs fielding colts teams: Doncaster, Forest Hill, Eastern Lions and Kilsyth.

EFL season launch held at Ferntree Gully Holden. The league showcases new initiatives for season 2009, including presentations from RACV, RoadSafe and Good Sports regarding the new EFL Road Safety Program. New principal sponsor Channel Nine is well represented, with James Brayshaw, Tony Jones and Sam Newman all part of onstage interviews throughout the evening.

Junior fixture released with a record 290 teams to participate across the 25 divisions.

BJS Insurance veterans fixture is released. The competition features 10 teams with Knox and Wantirna South entering their first veteran sides.

Canterbury records their first EFL win by defeating Surrey Park by 38 points at home in round two.

May

EFL introduces a new teams online feature to website. The new feature enables clubs to post their team in positions online for each round of matches. The new initiative is aimed to grow further interest in the competition and add to the promotion of games across all divisions.

The first senior coaching change of the year occurs with Doncaster and Rod Mitchell parting ways. Brad Neil takes over as caretaker coach for the remainder of the season.

Commonwealth Bank lightning premierships held at Pinks Reserve in Kilsyth over two weekends, with under 10 and 11 teams competing.



Ladies of the East hold their first function of the year, with female president of the Heathmont FC Jo Parker and female president of the Western Region Football League Diana Taylor both guest speakers.

June

The appointment of Ms Kerry Freer to the EFL board is formalised at the June meeting. With an extensive background in public relations, radio, publishing, media management and television, Kerry's appointment is aimed to provide further balance to the board's decision making.

The EFL has three Nine News interleague sides, two under 14's and one 15, compete in the Metropolitan Junior Championships. Both under 14 teams reach the grand final, with the division two side defeating Northern FL to be crowned their division champions.

The league conducts the "Ump's Shout", which saw the captain and coach of opposing senior teams invited to meet with the field umpires for a drink after the game on Saturday June 20.

July

Nearly 900 EFL under 9 kids attend the first ever Almost Little Legends football clinic at Knox Reserve. The kids in attendance were firstly part of the audience for a recording of a Channel Nine's Kids WB program, and then participated in a football clinic hosted by the likes of Shane Crawford, Billy Brownless, Andrew Lovett, Dermott Brereton, Xavier Clarke, Sam Newman, Garry Lyon, James Brayshaw and Matthew Richardson just to name some of the football personalities in attendance on the day.

The Knox Community Health Service, EFL and Boronia, Knox, Scoresby, Upper Ferntree Gully and Wantirna South FC's join forces to promote the Knox Accord, a campaign to raise awareness about family violence.

The EFL Knox Accord Day features three showcase matches within the Knox community, with players at each game wearing symbolic white armbands and pregame club lunches featuring guest speakers such as musician Greg Champion, Jane Ashton, the sister of Julie Ramage, who was murdered in 2004 as a result of domestic violence, and White Ribbon Campaign Board Member, Leigh Gassner.

In conjunction with the Cancer Council Victoria, the EFL joins the fight to tackle cancer and takes part in the 'Call to Arms'. Players are asked to wear yellow armbands during matches on Saturday 11 and Sunday 12 July and make a contribution to the Cancer Council.

Two more senior coaching changes occur mid season, with Dean Greig (Ferntree Gully Eagles) and Alan Ezard (Noble Park) replaced by Shane Allsopp and Jason Fennell.

The venues for the senior finals are announced with the hosts to be: Bayswater and Scoresby – division one, East Burwood – division two, Ringwood – division three, Mitcham and Ferntree Gully – division four.

August

Ladies of the East hold their second function of the year. The night includes a general forum on the future direction of the group. Guest speakers on the night are Nine News reporter Lisa Andrews and East Burwood women's team coach Leeann Gill.



Junior grand final matches held at Blackburn, Ferntree Gully, Knox, Scoresby and Vermont with 10 different premiers across the 15 competitive divisions.

Senior finals participants meeting held at EFL house. Topics discussed were finals match day structure, qualifications for finals and club requirements.

Mooroolbark full forward Kire Talevski kicks 10 goals in round 16 against North Ringwood to be the first EFL senior player to reach 100 goals for the year. By the end of the home and away season, Talevski is joined by Rowville's Cody Morris who also kicked 100 goals for the year.

September

League appoints Cameron Nash to the full time position of Head of Umpiring. Cameron had been in the role part time in 2009.

Junior presentation night held at the Karralyka Centre in Ringwood. Over 400 guests witnessed the presentation of the premiership flags and medals are presented to the 15 best and fairest winners across the divisions. Montrose JFC receives the Gordon Parker Best Conducted Club Award.

The Main Event III function is held at the Knox Club in Wantirna in the week leading up to the division one grand final. Special guests on the night include Dermott Brereton and Matt Hardy.

In their first season in the EFL BJS Insurance veterans competition, Knox are victorious over Forest Hill in the grand final at Quambee Reserve, North Ringwood, with a nine goal haul from Stuart Wynd helping them on their way.



In the first of the senior grand finals, Mooroolbark atoned for last years grand final defeats with both the seniors and reserves teams victorious in 2009. Warrandyte and Whitehorse Pioneers – two of the last three division four premiers – joined Upper Ferntree Gully in the finals, with Mooroolbark the only team from the 2008 finals to return.

South Croydon, following extra time in 2007 versus Knox, again played another division two grand final thriller at East Burwood. This time a six goal last quarter helped them get over the line and defeat Mulgrave for the first time for the season and earn promotion to division one. Bayswater returned to finals football for the first time since their 2005 division three premiership, whilst Rowville returned to finals action for the second year in a row.

Kilsyth were valiant in winning three close elimination finals in a row to make the division four grand final, but were no match for Chirnside Park who ended up 64 point winners to claim their first ever senior premiership. In the new final five, The Basin, Glen Waverley Hawks and Templestowe all participated in the division four finals.

In division one, Croydon and Lilydale joined the finals action, with the Blues finishing the year as minor premiers. 2008 premiers Balwyn went out in straights sets after finishing the home and away season in second place, Blackburn improved on last years return to division one finals by making the preliminary final, while Vermont overturned their second semi final result against Croydon to run out winners by 44 points in the grand final claiming their fourth premiership in five years.



For the fourth year in a row the EFL and Blue Ribbon Foundation join forces on division one grand final day to remember those in the police force that lost their lives in the line of duty.

First stage of the under 13 Nine News development squad conducted at Kilsyth Recreation Reserve during September school holidays with over 95 players in attendance.

October

Chandler Medal Night held at The Grand on Cathies Lane. Best and fairest awards revealed across the 13 divisions with Champion Club, goal kicker and umpire awards also presented. Matt Price becomes the first EFL senior player to win five league best and fairest medals – winning back to back Edie Medals.

Invitations for the 2009 under 14 Nine News interleague squads are sent to selected players from the under 13 development squad.

North Ringwood junior coach Wayne Judge and Mooroolbark senior coach Bernie Ryan are named the 2009 junior and senior coach of the year respectively, at the Eastern Region Coaches Association presentation evening.

EFL clubs vote to accept an application from Silvan FC to join the league in division four in season 2010.

Previous page:
Robbie Cocco (right) led Upper Ferntree Gully to the division three senior grand final in his first season as coach.

This page, from left:
Knox player Daniel Noy set his sights high to bring down this big mark in the division one reserves grand final; Anthony Stanguts (left) interviewed Nine Footy Show host James Brayshaw at the EFL season launch; Croydon's Brad Kelleher was the division one All Trophies leading goal kicker in 2009.



Interleague

Seniors				
Eastern Football League	12.14.86	def by	Victorian Amateur Football Association	13.14.92
Colts				
Eastern Football League	19.10.124	def	Yarra Valley Mountain District FL	7.8.50
Under 15				
Round One				
Eastern Football League	10.8.68	def by	Essendon District Football League	13.8.86
Round Two				
Eastern Football League	6.6.42	def by	Riddell District Football League	10.4.64
Round Three				
Eastern Football League	5.5.35	def by	Dandenong & District Junior FL	8.13.61
<i>Most Valuable Under 15 Player: Timothy Ekers – East Ringwood</i>				
Under 14 – Division One				
Round One				
Eastern Football League	9.11.65	def	Essendon District Football League	5.8.38
Round Two				
Eastern Football League	15.14.104	def	Riddell District Football League	1.5.11
Round Three				
Eastern Football League	7.11.53	def	Dandenong & District Junior FL	6.10.46
Grand Final				
Eastern Football League	2.10.22	def by	Yarra Junior Football League	25.6.156
<i>Most Valuable Under 14 Division One Player: Fergus Healy – Vermont</i>				
Under 14 – Division Two				
Round One				
Eastern Football League	23.9.147	def	Essendon District Football League	1.5.11
Round Two				
Eastern Football League	11.11.77	def	Yarra Junior Football League	5.4.34
Round Three				
Eastern Football League	16.15.111	def	Dandenong & District Junior FL	4.2.26
Grand Final				
Eastern Football League	16.14.110	def	Northern Football League	4.8.32
<i>Most Valuable Under 14 Division Two Player: Mitchell Honeychurch – Vermont</i>				

Previous page, from top left to right:
Premiership coach Bernie Ryan; Mooroolbark celebrate another goal in the grand final; Division three senior premiers for season 2009 – Mooroolbark; Premiership defender Cameron Mitchell; Daniel Lemon celebrates a final term goal for the Mustangs; Mooroolbark co captain Scott Dimitriou.

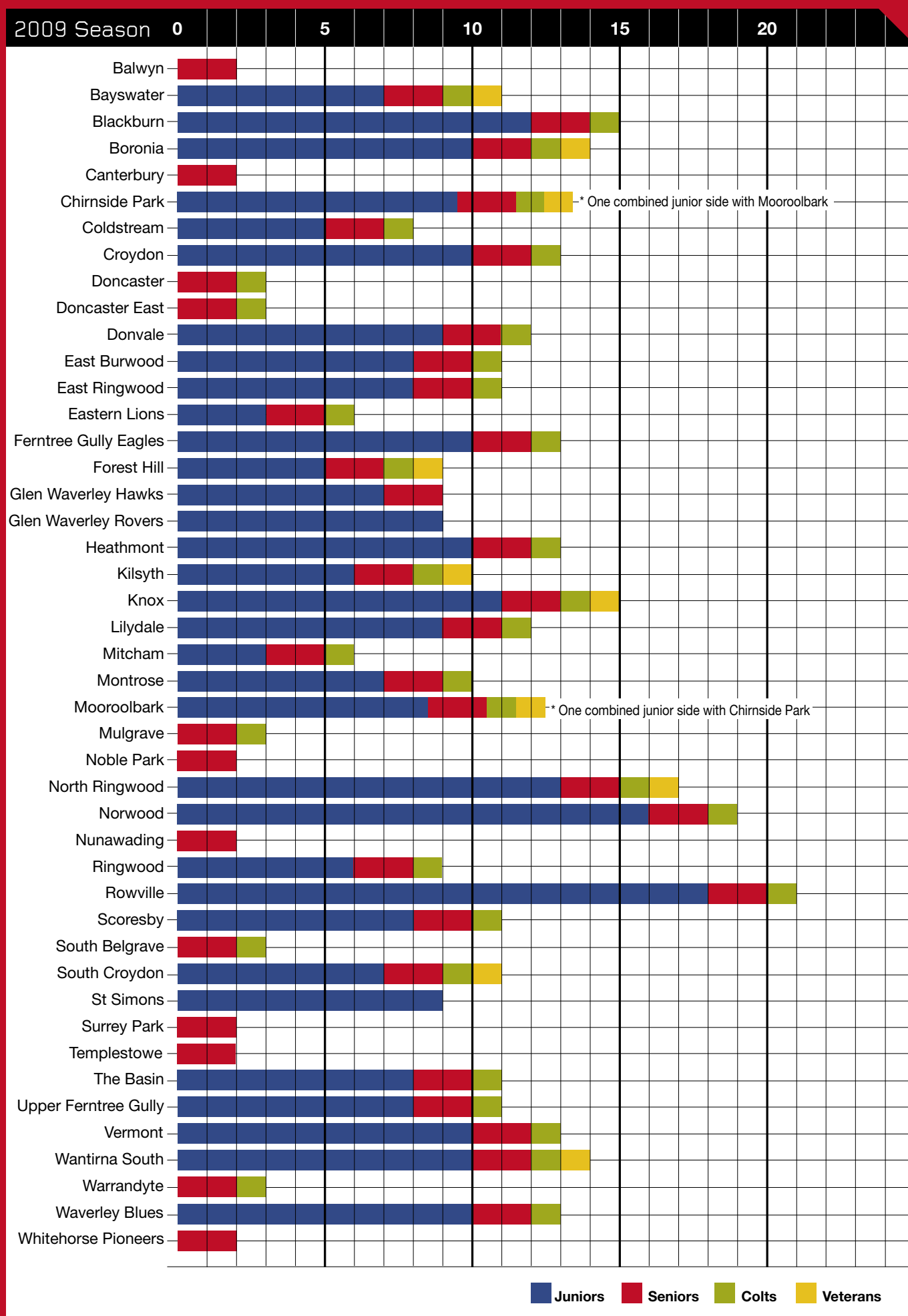
This page, clockwise top:
The victorious under 14 division two team; Under 15 Most Valuable Player, Timothy Ekers; Adam Quirk was captain of the under 14 division one team; Ferntree Gully Eagle's Ben Cavarra not only was selected in the under 14 division one side, but also won the under 14A best and fairest award; Blackburn's Matt Tuminello.





Team Listing

Previous page, clockwise from top left:
Division four grand final best on ground Aaron Pettinella marks in front of the pack; Andrew McIlwain marks in defence for Chirnside Park; Premiership coach and captain, Jason De Graaf (left) and Matt McNeil; Premiership defender Kyle Harrison; Division four senior premiers 2009 – Chirnside Park.



Awards

Best and Fairest		
Division One Seniors	Chandler Medal	Votes
Kris Bardon	Vermont	23
Division One Reserves		Votes
Lachlan Ezard	Blackburn	16
RoadSafe Division One Colts		Votes
Michael Callinan	Knox	17
Julian Petracca	Blackburn	17
Division Two Seniors	Wright Medal	Votes
Matthew Watts	Waverley Blues	21
Division Two Reserves		Votes
Dylan Shields	Waverley Blues	15
RoadSafe Division Two Colts		Votes
Matthew Groenwald	Montrose	30
Division Three Seniors	Edie Medal	Votes
Matt Price	Coldstream	24
Division Three Reserves		Votes
Cameron Ross	Nunawading	14
RoadSafe Division Three Colts		Votes
Timothy Smith	Upper Ferntree Gully	29
Division Four Seniors	James Medal	Votes
Kane Maghamez	Templestowe	21
Brendon Murphy	Chirnside Park	21
Division Four Reserves		Votes
Brendan Tibballs	South Belgrave	16
RoadSafe Division Four Colts		Votes
Michael Topp	Ferntree Gully Eagles	19
BJS Insurance Veterans		Votes
Mark Thomas	South Croydon	14
Under 16 Division A		Votes
Nicholas Sargent	Lilydale	23
Under 16 Division B		Votes
Aston Blake	Montrose	22
Under 16 Division C		Votes
Dylan Heath	East Burwood	28
Under 15 Division A		Votes
Gavin Pears	Rowville	29
Under 15 Division B		Votes
Jai Jordan	Mooroolbark	30
Under 15 Division C		Votes
Jack Wadley	Ringwood	22
Under 14 Division A		Votes
Ben Cavarra	Ferntree Gully Eagles	22
Under 14 Division B		Votes
Andrew Condello	Montrose	33
Under 14 Division C		Votes
Jack MacGregor	Rowville	35
Under 13 Division A		Votes
Alexander Urban	East Burwood	31
Under 13 Division B		Votes
Brandon Droessler	Chirnside Park	27
Under 13 Division C		Votes
Harrison Stevens	Kilsyth	28
Under 12 Division A		Votes
Joel Bleize	North Ringwood	26
Under 12 Division B		Votes
Cory Glass	Chirnside Park	29
Under 12 Division C		Votes
Corey Berntsen	Kilsyth	33

All Trophies Achiever of the Year		
David Banfield	Vermont	
Club Warehouse Trainer of the Year		
Kelly Sverns	Heathmont	
All Trophies Leading Goal Kickers		
Division One		Goals
Brad Kelleher	Croydon	74
Division Two		Goals
Cody Morris	Rowville	100
Division Three		Goals
Kire Talevski	Mooroolbark	112
Division Four		Goals
Matt Carnelley	Glen Waverley Hawks	76
Grand Final Best on Ground Medals		
Division One	Cliff Tomkins Medal	
Nathan Henley	Vermont	
Division Two	Gordon Parker Medal	
Ben Osborne	South Croydon	
Division Three	Les Leete Medal	
Kire Talevski	Mooroolbark	
Division Four	Frank Bibby Medal	
Aaron Pettinella	Chirnside Park	
Leader Young Guns		
Division One and Two		
Kyle Martin	Noble Park	
Division Three and Four		
Anthony Sharp	North Ringwood	
BJS Champion Club Award		
Division One	Croydon	
Division Two	South Croydon	
Division Three	Mooroolbark	
Division Four	The Basin	
Overall	Mooroolbark	
Umpires Award		
Best Senior Field Umpire	Brad Buyck	
Best Senior Boundary Umpire	Rory Ashton	
Best Senior Goal Umpire	Simon Plumridge	
Best Junior Field Umpire	Brendan Hunter	
Gordon Parker Best Conducted Junior Club Award		
Montrose		
Commonwealth Bank Lightning Premiership		
Under 10 Winners		
Blackburn Black	Croydon	
Heathmont	North Ringwood	
Norwood Black	Rowville Gold	
Wantirna South White		
Best Conducted Club		
Mooroolbark		
Under 11 Winners		
East Burwood	East Ringwood	
Glen Waverley Rovers	Heathmont Blue	
Lilydale	Rowville Brown	
Upper Ferntree Gully	Vermont	
Best Conducted Club		
Donvale		



This page from top left to right:
 Joint division four best and fairest Kane Maghamez;
 Leader Young Gun Kyle Martin; Steve Noonan
 accepted Mooroolbark's BJS Champion Club Award
 and the overall perpetual trophy; Waverley Blues
 Matt Watts won the Wright Medal; Under 15A
 best and fairest winner, Gavin Pears; Back to back
 Chandler Medal winner Kris Bardon; Donvale were
 the best conducted club at the Commonwealth Bank
 under 11 lightning premiership; All Trophies division
 three leading goal kicker Kire Talevski; Joint division
 four best and fairest Brendon Murphy.

Senior Ladders

Division One Seniors

	P	W	L	D	B	For	Ag	%	Pts
Croydon	18	15	3	0	0	2085	1460	142.81	60
Balwyn	18	15	3	0	0	2323	1652	140.62	60
Vermont	18	12	6	0	0	2140	1687	126.85	48
Lilydale	18	12	6	0	0	1986	1720	115.47	48
Blackburn	18	11	6	1	0	2114	1658	127.50	46
Noble Park	18	10	7	1	0	2064	1822	113.28	42
Scoresby	18	8	10	0	0	1937	1931	100.31	32
Norwood	18	7	11	0	0	1909	2003	95.31	28
Knox	18	7	11	0	0	1704	2013	84.65	28
East Burwood	18	4	14	0	0	1457	2028	71.84	20
East Ringwood	18	4	14	0	0	1666	2189	76.11	16
Wantirna South	18	1	17	0	0	1495	2717	55.02	4

Division One Reserves

	P	W	L	D	B	For	Ag	%	Pts
Croydon	18	15	3	0	0	1667	1040	160.29	60
Knox	18	15	3	0	0	1480	975	151.79	60
Blackburn	18	13	5	0	0	1543	1105	139.64	52
Balwyn	18	13	5	0	0	1689	1252	134.90	52
Scoresby	18	13	5	0	0	1509	1209	124.81	52
Norwood	18	8	10	0	0	1333	1413	94.34	32
Vermont	18	7	11	0	0	1476	1407	104.90	28
East Burwood	18	7	11	0	0	1411	1431	98.60	28
Lilydale	18	7	11	0	0	1351	1614	83.71	28
East Ringwood	18	5	13	0	0	1235	1726	71.55	20
Noble Park	18	4	14	0	0	987	1787	55.23	16
Wantirna South	18	1	17	0	0	1058	1780	59.44	4

RoadSafe Division One Colts

	P	W	L	D	B	For	Ag	%	% Won
East Ringwood	16	16	0	0	2	1912	889	215.07	100.00
Scoresby	16	13	3	0	2	1779	932	190.88	81.25
Blackburn	16	12	4	0	2	1762	1146	153.75	75.00
Lilydale	16	9	7	0	2	1385	1304	106.21	56.25
Norwood	16	9	7	0	2	1279	1290	99.15	56.25
Wantirna South	16	9	7	0	2	1222	1309	93.35	56.25
Vermont	16	5	11	0	2	1326	1339	99.03	31.25
Knox	16	5	11	0	2	1113	1285	86.61	31.25
Croydon	16	2	14	0	2	905	1833	49.37	12.50
East Burwood	16	0	16	0	2	601	1957	30.71	0.00

Division Two Seniors

	P	W	L	D	B	For	Ag	%	Pts
South Croydon	18	15	3	0	0	2136	1608	132.84	60
Mulgrave	18	14	4	0	0	1995	1372	145.41	56
Rowville	18	13	5	0	0	2008	1268	158.36	52
Bayswater	18	13	5	0	0	1929	1529	126.16	52
Waverley Blues	18	12	5	1	0	2000	1585	126.18	50
Montrose	18	7	10	1	0	1631	1771	92.09	30
Doncaster East	18	7	11	0	0	1655	1797	92.10	28
Donvale	18	3	15	0	0	1373	2106	65.19	12
Ringwood	18	3	15	0	0	1190	2143	55.53	12
Doncaster	18	2	16	0	0	1354	2092	64.72	8

Division Two Reserves

	P	W	L	D	B	For	Ag	%	Pts
South Croydon	18	14	4	0	0	1879	1070	175.61	56
Waverley Blues	18	13	5	0	0	1928	1145	168.38	52
Mulgrave	18	13	5	0	0	1713	1049	163.30	52
Montrose	18	11	7	0	0	1582	1208	130.96	44
Rowville	18	11	7	0	0	1558	1233	126.36	44
Bayswater	18	10	8	0	0	1512	1279	118.22	40
Donvale	18	8	10	0	0	1168	1726	67.67	32
Doncaster East	18	5	13	0	0	1155	1676	68.91	20
Ringwood	18	5	13	0	0	987	1679	58.78	20
Doncaster	18	0	18	0	0	712	2129	33.44	0

RoadSafe Division Two Colts

	P	W	L	D	B	For	Ag	%	Pts
Montrose	18	15	3	0	0	2039	872	233.83	60
Rowville	18	15	3	0	0	1696	900	188.44	60
Mulgrave	18	14	4	0	0	2005	1025	195.61	56
South Croydon	18	12	6	0	0	1770	928	190.73	48
Donvale	18	9	9	0	0	1474	1225	120.33	36
Bayswater	18	9	9	0	0	1445	1552	93.11	36
Doncaster	18	8	10	0	0	1227	1320	92.95	32
Ringwood	18	6	12	0	0	1242	1349	92.07	24
Waverley Blues	18	1	17	0	0	640	2129	30.06	4
Doncaster East	18	1	17	0	0	524	2762	18.97	4

Division Three Seniors

	P	W	L	D	B	For	Ag	%	Pts
Mooroolbark	18	17	1	0	0	2082	1020	204.12	68
Upper Ferntree Gully	18	14	4	0	0	2233	1359	164.31	56
Warrandyte	18	11	7	0	0	1799	1510	119.14	44
Whitehorse Pioneers	18	10	8	0	0	1688	1524	110.76	40
Coldstream	18	9	9	0	0	1725	1628	105.96	36
Boronia	18	9	9	0	0	1409	1791	78.67	36
North Ringwood	18	8	10	0	0	1689	2058	82.07	32
Nunawading	18	6	12	0	0	1564	2068	75.63	24
Mitcham	18	3	15	0	0	1499	2054	72.98	12
Heathmont	18	3	15	0	0	1354	2030	66.70	12

Division Three Reserves

	P	W	L	D	B	For	Ag	%	Pts
Mooroolbark	18	17	0	1	0	2122	719	295.13	70
Boronia	18	12	5	1	0	1400	1122	124.78	50
Mitcham	18	11	7	0	0	1402	1275	109.96	44
Warrandyte	18	11	7	0	0	1366	1260	108.41	44
Upper Ferntree Gully	18	8	9	1	0	1394	1319	105.69	34
North Ringwood	18	8	9	1	0	1284	1335	96.18	34
Nunawading	18	7	11	0	0	1270	1549	81.99	28
Coldstream	18	6	12	0	0	1031	1546	66.69	24
Whitehorse Pioneers	18	5	13	0	0	1254	1523	82.34	20
Heathmont	18	3	15	0	0	955	1830	52.19	12

RoadSafe Division Three Colts

	P	W	L	D	B	For	Ag	%	% Won
North Ringwood	16	16	0	0	2	2080	564	368.79	100.00
Upper Ferntree Gully	16	13	3	0	2	1679	679	247.28	81.25
Warrandyte	16	11	5	0	2	1393	1087	128.15	68.75
Mooroolbark	16	10	6	0	2	1401	1131	123.87	62.50
Boronia	16	5	11	0	2	786	1353	58.09	31.25
Coldstream	16	5	11	0	2	789	1582	49.87	31.25
Mitcham	16	3	13	0	2	900	1772	50.79	18.75
Heathmont	16	1	15	0	2	741	1601	46.28	6.25

Division Four Seniors

	P	W	L	D	B	For	Ag	%	% Won
Chirnside Park	16	14	2	0	2	2203	855	257.66	87.50
The Basin	16	14	2	0	2	1951	1112	175.45	87.50
Glen Waverley Hawks	16	11	5	0	2	1728	1333	129.63	68.75
Kilsyth	16	10	6	0	2	1798	1205	149.21	62.50
Templestowe	16	10	6	0	2	1376	1038	132.56	62.50
Forest Hill	16	10	6	0	2	1680	1397	120.26	62.50
South Belgrave	16	8	8	0	2	1785	1570	113.69	50.00
Ferntree Gully Eagles	16	6	10	0	2	1550	1584	97.85	37.50
Eastern Lions	16	3	13	0	2	973	1726	56.37	18.75
Canterbury	16	2	14	0	2	983	2086	18.92	47.12
Surrey Park	16	0	16	0	2	495	2616	18.92	0.00

Division Four Reserves

	P	W	L	D	B	For	Ag	%	% Won
Forest Hill	16	15	1	0	2	1873	777	241.06	93.75
Chirnside Park	16	13	3	0	2	1896	786	241.22	81.25
Kilsyth	16	13	3	0	2	1737	794	218.77	81.25
The Basin	16	12	4	0	2	1565	880	177.84	75.00
South Belgrave	16	9	7	0	2	1346	1200	112.17	56.25
Glen Waverley Hawks	16	8	8	0	2	1533	967	158.53	50.00
Templestowe	16	6	10	0	2	1091	1229	88.77	37.50
Ferntree Gully Eagles	16	6	10	0	2	1115	1392	80.10	37.50
Eastern Lions	16	4	12	0	2	907	1698	53.42	25.00
Canterbury	16	1	15	0	2	547	2076	26.35	6.25
Surrey Park	16	1	15	0	2	478	2289	20.88	6.25

RoadSafe Division Four Colts

	P	W	L	D	B	For	Ag	%	% Won
Ferntree Gully Eagles	16	16	0	0	2	2424	491	493.69	100.00
Forest Hill	15	12	3	0	3	2079	918	226.47	80.00
The Basin	15	10	5	0	3	1641	1101	149.05	66.67
South Belgrave	15	6	9	0	3	1359	1396	97.35	40.00
Chirnside Park	15	5	10	0	3	864	1559	55.42	33.33
Eastern Lions	15	4	11	0	3	1162	1570	74.01	26.67
Kilsyth	15	0	15	0	3	274	2768	9.90	0.00

BJS Insurance Veterans

	P	W	L	D	B	For	Ag	%	Pts
Kilsyth	9	8	1	0	0	780	412	189.32	32
Knox	9	7	2	0	0	778	480	162.08	28
Mooroolbark	9	7	2	0	0	591	502	117.73	28
Forest Hill	9	6	3	0	0	749	525	142.67	24
Bayswater	9	5	4	0	0	815	533	152.91	20
Chirnside Park	9	5	4	0	0	647	570	113.51	20
Boronia	9	4	5	0	0	609	623	97.75	16
Wantirna South	9	2	7	0	0	513	732	70.08	8
South Croydon	9	1	8	0	0	339	843	40.21	4
North Ringwood	9	0	9	0	0	380	981	38.74	0

Senior Finals Results

Division One Seniors				
Elimination Final				
Blackburn	11.13.79	def	Lilydale	4.7.31
Qualifying Final				
Vermont	11.11.77	def	Balwyn	9.21.75
First Semi Final				
Blackburn	19.18.132	def	Balwyn	12.14.86
Second Semi Final				
Croydon	16.9.105	def	Vermont	13.12.90
Preliminary Final				
Vermont	15.16.106	def	Blackburn	13.10.88
Grand Final				
Vermont	18.14.122	def	Croydon	11.12.78
Division One Reserves				
Elimination Final				
Balwyn	11.15.81	def	Scoresby	3.8.26
Qualifying Final				
Knox	9.10.64	def	Blackburn	3.5.26
First Semi Final				
Balwyn	10.10.70	def	Blackburn	5.11.41
Second Semi Final				
Croydon	11.11.77	def	Knox	7.8.50
Preliminary Final				
Knox	11.14.80	def	Balwyn	5.9.39
Grand Final				
Knox	13.5.83	def	Croydon	5.5.25
RoadSafe Division One Colts				
Elimination Final				
Norwood	16.6.102	def	Lilydale	7.15.57
Qualifying Final				
Scoresby	8.10.58	def	Blackburn	5.10.40
First Semi Final				
Blackburn	16.13.109	def	Norwood	7.6.48
Second Semi Final				
East Ringwood	14.14.98	def	Scoresby	8.11.59
Preliminary Final				
Scoresby	10.6.66	def	Blackburn	7.16.58
Grand Final				
East Ringwood	12.8.80	def	Scoresby	10.8.68
Division Two Seniors				
First Semi Final				
Rowville	14.12.96	def	Bayswater	9.8.62
Second Semi Final				
Mulgrave	10.16.76	def	South Croydon	11.6.72
Preliminary Final				
South Croydon	12.9.81	def	Rowville	9.19.73
Grand Final				
South Croydon	14.16.100	def	Mulgrave	12.19.91
Division Two Reserves				
First Semi Final				
Montrose	9.13.67	def	Mulgrave	8.5.83
Second Semi Final				
Waverley Blues	7.10.52	def	South Croydon	6.8.44
Preliminary Final				
Montrose	8.8.56	def	South Croydon	8.4.52
Grand Final				
Waverley Blues	14.11.95	def	Montrose	1.8.14
RoadSafe Division Two Colts				
First Semi Final				
South Croydon	7.14.56	def	Mulgrave	4.9.33
Second Semi Final				
Montrose	14.11.95	def	Rowville	8.9.57
Preliminary Final				
Rowville	15.19.109	def	South Croydon	7.8.50
Grand Final				
Rowville	12.16.88	def	Montrose	5.11.46

Division Three Seniors				
First Semi Final				
Warrandyte	7.13.55	def	Whitehorse Pioneers	6.10.46
Second Semi Final				
Mooroolbark	16.15.111	def	Upper Ferntree Gully	11.12.78
Preliminary Final				
Upper Ferntree Gully	16.21.117	def	Warrandyte	9.14.68
Grand Final				
Mooroolbark	14.17.101	def	Upper Ferntree Gully	6.10.46
Division Three Reserves				
First Semi Final				
Warrandyte	9.6.60	def	Mitcham	7.7.49
Second Semi Final				
Mooroolbark	7.13.55	def	Boronia	7.9.51
Preliminary Final				
Boronia	13.13.91	def	Warrandyte	4.3.27
Grand Final				
Mooroolbark	11.12.78	def	Boronia	9.6.60
RoadSafe Division Three Colts				
First Semi Final				
Warrandyte	13.20.98	def	Mooroolbark	8.8.56
Second Semi Final				
North Ringwood	13.18.96	def	Boronia	7.9.51
Preliminary Final				
Boronia	13.13.91	def	Upper Ferntree Gully	2.8.20
Grand Final				
North Ringwood	12.9.81	def	Warrandyte	3.10.28
Division Four Seniors				
Elimination Final				
Kilsyth	12.7.79	def	Templestowe	9.11.65
Qualifying Final				
The Basin	15.16.106	def	Glen Waverley Hawks	8.4.52
First Semi Final				
Kilsyth	12.11.83	def	Glen Waverley Hawks	11.13.79
Second Semi Final				
Chirnside Park	12.11.83	def	The Basin	7.14.56
Preliminary Final				
Kilsyth	17.13.115	def	The Basin	12.17.89
Grand Final				
Chirnside Park	18.19.127	def	Kilsyth	8.15.63
Division Four Reserves				
Elimination Final				
The Basin	14.4.88	def	Belgrave	3.6.24
Qualifying Final				
Chirnside Park	12.13.85	def	Kilsyth	12.10.82
First Semi Final				
The Basin	8.12.60	def	Kilsyth	8.6.54
Second Semi Final				
Forest Hill	13.11.89	def	Chirnside Park	2.7.19
Preliminary Final				
Chirnside Park	13.12.90	def	The Basin	11.9.75
Grand Final				
Forest Hill	10.7.67	def	Chirnside Park	7.12.54
RoadSafe Division Four Colts				
Elimination Final				
South Belgrave	8.12.60	def	Chirnside Park	6.12.48
Qualifying Final				
Forest Hill	16.15.111	def	The Basin	10.11.71
First Semi Final				
The Basin	11.9.75	def	South Belgrave	11.5.71
Second Semi Final				
Ferntree Gully Eagles	15.17.107	def	Forest Hill	5.12.42
Preliminary Final				
Forest Hill	15.16.106	def	The Basin	7.7.49
Grand Final				
Ferntree Gully Eagles	17.17.119	def	Forest Hill	4.8.32
BJS Insurance Veterans				
Semi Final One				
Knox	15.12.102	def	Mooroolbark	11.4.70
Semi Final Two				
Forest Hill	9.11.65	def	Kilsyth	7.16.58
Grand Final				
Knox	13.4.82	def	Forest Hill	9.8.62



Junior Ladders

Under 16 Division A

	P	W	L	D	B	For	Ag	%	Pts
Vermont	14	11	2	1	0	1425	757	188.24	46
Lilydale	14	11	3	0	0	1235	672	183.78	44
North Ringwood	14	11	3	0	0	1281	698	183.52	44
Glen Waverley Rovers	14	11	3	0	0	1126	699	161.09	44
Rowville	14	10	4	0	0	1111	845	131.48	40
Wantirna South	14	9	4	1	0	1228	689	178.23	38
Norwood	14	8	6	0	0	1002	773	129.62	32
Ferntree Gully Eagles	14	5	9	0	0	649	1270	51.10	20
East Ringwood	14	4	10	0	0	727	1436	50.63	16
St Simons	14	1	13	0	0	1028	946	108.67	4
Chirnside P/Mooroolbark	14	1	13	0	0	603	1336	45.13	4
Glen Waverley Hawks	14	1	13	0	0	381	1675	22.75	4

Under 16 Division B

	P	W	L	D	B	For	Ag	%	Pts
Montrose	14	12	2	0	0	1280	661	193.65	48
Blackburn	14	10	4	0	0	930	874	106.41	40
Upper Ferntree Gully	14	9	5	0	0	1081	886	122.01	36
Donvale	14	7	7	0	0	893	819	109.04	28
Croydon	14	7	7	0	0	955	964	99.07	28
Boronia	14	6	8	0	0	859	988	86.94	24
Bayswater	14	4	10	0	0	786	1091	72.04	16
Scoresby	14	1	13	0	0	661	1162	56.88	4

Under 16 Division C

	P	W	L	D	B	For	Ag	%	Pts
Ringwood	14	13	1	0	0	1575	632	249.21	52
Waverley Blues	14	11	3	0	0	1270	751	169.11	44
East Burwood	14	9	5	0	0	1161	969	119.81	36
Knox	14	8	6	0	0	1169	929	125.83	32
Forest Hill	14	8	6	0	0	1004	990	101.41	32
Coldstream	14	5	9	0	0	672	993	67.67	20
Norwood	14	2	12	0	0	731	1176	62.16	8
Kilsyth	14	0	14	0	0	509	1651	30.83	0

Under 15 Division A

	P	W	L	D	B	For	Ag	%	Pts
Rowville	14	14	0	0	0	1748	453	385.87	56
Norwood	14	13	1	0	0	1549	628	246.66	52
Blackburn	14	8	6	0	0	1203	713	168.72	32
Donvale	14	8	6	0	0	1063	915	116.17	32
Lilydale	14	8	6	0	0	966	909	106.27	32
North Ringwood	14	6	8	0	0	740	1094	67.64	24
Waverley Blues	14	5	9	0	0	1014	1311	77.35	20
East Ringwood	14	5	9	0	0	975	1300	75.00	20
Bayswater	14	2	12	0	0	584	1697	34.41	8
Scoresby	14	1	13	0	0	620	1442	43.00	4

Under 15 Division B

	P	W	L	D	B	For	Ag	%	Pts
Mooroolbark	14	12	2	0	0	1234	562	219.57	48
Vermont	14	11	3	0	0	1185	546	217.03	44
St Simons	14	10	4	0	0	1095	730	150.00	40
Wantirna South	14	10	4	0	0	1008	775	130.06	40
Upper Ferntree Gully	14	8	6	0	0	1143	861	132.75	32
East Burwood	14	8	6	0	0	959	883	108.61	32
South Croydon	14	5	9	0	0	807	1157	69.75	20
The Basin	14	3	11	0	0	900	1282	70.20	12
Boronia	14	3	11	0	0	612	1083	56.51	12
Chirnside Park	14	0	14	0	0	310	1374	22.56	0

Under 15 Division C

	P	W	L	D	B	For	Ag	%	Pts
Croydon	14	12	2	0	0	1394	675	206.52	48
Glen Waverley Rovers	14	11	3	0	0	1344	598	224.75	44
Ferntree Gully Eagles	14	11	3	0	0	1395	694	201.01	44
Ringwood	14	7	7	0	0	1143	1064	107.42	28
Norwood	14	7	7	0	0	945	938	100.75	28
Heathmont	14	6	8	0	0	920	1181	77.90	24
Glen Waverley Hawks	14	1	13	0	0	536	1474	36.36	4
Rowville	14	1	13	0	0	530	1583	33.48	4

Under 14 Division A									
	P	W	L	D	B	For	Ag	%	Pts
Vermont	14	13	0	1	0	1650	369	447.15	54
East Ringwood	14	12	2	0	0	1461	461	316.92	48
Norwood	14	11	2	1	0	1252	600	208.67	46
Rowville	14	9	5	0	0	1206	628	192.04	36
Donvale	14	8	6	0	0	1065	993	107.25	32
Lilydale	14	6	8	0	0	991	926	107.02	24
Ferntree Gully Eagles	14	4	10	0	0	681	1057	64.43	16
Knox	14	4	10	0	0	637	1224	52.04	16
Wantirna South	14	2	12	0	0	429	1450	29.59	8
Glen Waverley Rovers	14	0	14	0	0	235	1899	12.37	0

Under 14 Division B									
	P	W	L	D	B	For	Ag	%	Pts
Montrose	14	14	0	0	0	1762	432	407.87	56
Glen Waverley Hawks	14	12	1	1	0	1595	584	273.12	50
Upper Ferntree Gully	14	10	4	0	0	1341	816	164.34	40
East Burwood	14	9	5	0	0	1253	715	175.24	36
Blackburn	14	9	5	0	0	1191	1006	118.39	36
Ringwood	14	8	5	1	0	1189	884	134.50	34
Waverley Blues	14	8	6	0	0	1076	915	117.60	32
Croydon	14	4	10	0	0	721	1134	63.58	16
South Croydon	14	3	11	0	0	759	1412	53.75	12
Scoresby	14	3	11	0	0	591	1489	39.69	12
Boronia	14	3	11	0	0	457	1480	30.88	12
Eastern Lions	14	0	14	0	0	445	1513	29.41	0

Under 14 Division C									
	P	W	L	D	B	For	Ag	%	% Won
Chirnside Park	13	12	1	0	1	1473	341	431.96	92.31
Heathmont	12	11	1	0	2	1470	416	353.37	91.67
The Basin	12	10	2	0	2	1345	443	303.61	83.33
Rowville	14	11	3	0	0	1150	543	211.79	78.57
Coldstream	13	9	4	0	1	1150	708	162.38	69.23
Forest Hill	13	7	6	0	1	1226	755	162.38	53.85
Knox	13	7	6	0	1	713	902	79.05	53.85
Mooroolbark	13	6	7	0	1	725	1130	64.16	46.15
Wantirna South	13	4	9	0	1	605	1035	58.45	30.77
Norwood	13	2	11	0	1	641	1057	60.64	15.38
Kilsyth	13	2	11	0	1	390	1306	29.86	15.38
North Ringwood	13	2	11	0	1	307	1659	18.51	15.38
Bayswater	13	1	12	0	0	466	1366	34.11	7.69

Under 13 Division A									
	P	W	L	D	B	For	Ag	%	Pts
Knox	14	14	0	0	0	1430	393	363.87	56
North Ringwood	14	13	1	0	0	1521	354	429.66	52
Lilydale	14	10	4	0	0	1361	663	171.34	32
Rowville	14	8	6	0	0	1136	663	171.34	32
East Burwood	14	7	7	0	0	916	871	105.17	28
Norwood	14	6	8	0	0	672	882	76.19	24
Blackburn	14	6	8	0	0	611	823	74.24	24
Wantirna South	14	5	9	0	0	550	1060	51.89	20
Croydon	14	1	13	0	0	289	1418	20.38	4
East Burwood	14	0	14	0	0	340	1812	18.76	0

Under 13 Division B									
	P	W	L	D	B	For	Ag	%	Pts
Heathmont	14	12	1	1	0	1186	460	257.83	50
Waverley Blues	14	12	1	1	0	1162	554	209.75	50
Vermont	14	12	2	0	0	1289	545	236.51	48
Chirnside Park	14	10	4	0	0	1155	588	196.43	40
Ferntree Gully Eagles	14	10	4	0	0	1247	641	194.54	40
Montrose	14	9	5	0	0	1188	590	201.36	36
Rowville	14	5	9	0	0	631	1007	62.66	20
South Croydon	14	4	10	0	0	756	1078	70.13	16
St Simons	14	4	10	0	0	629	1122	56.06	16
Donvale	14	3	11	0	0	554	992	55.85	12
Boronia	14	2	12	0	0	515	1167	44.13	8
Knox	14	0	14	0	0	280	1848	15.15	0

Under 13 Division C									
	P	W	L	D	B	For	Ag	%	Pts
Glen Waverley Rovers	14	14	0	0	0	2075	309	671.52	56
Upper Ferntree Gully	14	12	1	1	0	1512	611	247.46	48
Ringwood	14	9	4	1	0	1231	611	247.46	48
Norwood	14	9	5	0	0	1005	678	148.23	36
Mooroolbark	14	9	5	0	0	1003	812	123.52	36
The Basin	14	8	6	0	0	1145	661	173.22	32
Lilydale	14	7	7	0	0	922	1075	85.77	28
Bayswater	14	5	9	0	0	993	1030	96.41	20
Kilsyth	14	4	10	0	0	717	989	72.50	16
Heathmont	14	4	10	0	0	614	1115	55.07	16
North Ringwood	13	2	11	0	1	528	1293	40.84	8
Glen Waverley Hawks	14	0	14	0	0	230	2469	9.32	0

Under 12 Division A									
	P	W	L	D	B	For	Ag	%	Pts
Rowville	14	13	1	0	0	818	263	311.03	52
Lilydale	14	12	2	0	0	923	383	240.99	48
Vermont	14	11	3	0	0	878	372	236.02	44
Croydon	14	11	3	0	0	818	355	230.42	44
North Ringwood	14	11	3	0	0	860	408	210.78	44
St Simons	14	8	6	0	0	588	558	105.38	32
Norwood	14	5	9	0	0	443	467	94.86	20
Blackburn	14	4	10	0	0	389	799	48.69	16
Wantirna South	14	3	11	0	0	427	672	63.54	12
East Ringwood	14	2	12	0	0	326	818	39.85	8
Ferntree Gully Eagles	14	2	12	0	0	358	960	37.29	8
Boronia	14	2	12	0	0	234	1007	23.24	8

Under 12 Division B									
	P	W	L	D	B	For	Ag	%	Pts
North Ringwood	14	12	2	0	0	803	188	427.13	48
Mooroolbark	14	12	2	0	0	1006	287	350.52	48
Upper Ferntree Gully	14	11	3	0	0	1064	453	234.88	44
Glen Waverley Rovers	14	9	5	0	0	703	386	182.12	36
Donvale	14	9	5	0	0	823	477	172.54	36
Chirnside Park	14	9	5	0	0	626	442	141.63	36
Knox	14	8	6	0	0	688	510	134.90	32
Scoresby	14	6	8	0	0	563	605	93.06	24
Montrose	14	5	9	0	0	497	704	70.60	20
Waverley Blues	14	2	12	0	0	248	769	32.25	8
The Basin	14	1	13	0	0	238	973	24.46	4
South Croydon	14	0	14	0	0	151	1616	9.34	0

Under 12 Division C									
	P	W	L	D	B	For	Ag	%	% Won
Heathmont	13	12	1	0	1	1132	205	552.20	92.31
Mitcham	13	12	1	0	1	1218	230	529.57	92.31
Ringwood	13	11	2	0	1	1029	375	274.40	84.62
Kilsyth	12	10	2	0	2	734	209	351.20	83.33
Coldstream	13	8	5	0	1	882	372	237.10	61.54
East Burwood	13	8	5	0	1	684	401	170.57	61.54
Forest Hill	13	8	5	0	1	640	427	149.88	61.54
Rowville	13	5	8	0	1	483	732	65.98	38.46
Boronia	13	4	9	0	1	325	759	42.82	30.77
Vermont	13	2	11	0	1	263	647	40.65	15.38
Norwood	13	2	11	0	1	180	1305	13.79	15.38
Eastern Lions	13	2	11	0	1	145	1126	12.88	15.38
St Simons	13	0	13	0	1	135	1062	12.71	0.00

Previous page from top:

Glen Waverley Hawks fielded seven junior sides in 2009; Forest Hill finished fifth in the under 16C division.

Junior Finals Results

Under 16 Division A				
Elimination Final				
Rowville	10.9.69	def	Glen Waverley Rovers	10.5.65
Qualifying Final				
North Ringwood	11.11.77	def	Lilydale	5.8.38
First Semi Final				
Rowville	7.6.48	def	Lilydale	2.9.21
Second Semi Final				
Vermont	9.17.71	def	North Ringwood	6.8.44
Preliminary Final				
Rowville	9.8.62	def	North Ringwood	6.8.44
Grand Final				
Vermont	19.5.119	def	Rowville	11.12.78
Under 16 Division B				
Elimination Final				
Croydon	7.12.54	def	Donvale	6.7.43
Qualifying Final				
Blackburn	10.10.70	def	Upper Ferntree Gully	8.15.63
First Semi Final				
Upper Ferntree Gully	12.13.85	def	Croydon	9.8.62
Second Semi Final				
Montrose	10.13.73	def	Blackburn	8.5.53
Preliminary Final				
Upper Ferntree Gully	11.8.74	def	Blackburn	7.9.51
Grand Final				
Montrose	8.10.58	def	Upper Ferntree Gully	8.7.55
Under 16 Division C				
Elimination Final				
Knox	8.8.56	def	Forest Hill	7.13.55
Qualifying Final				
Waverley Blues	6.9.45	def	East Burwood	5.12.42
First Semi Final				
Knox	9.13.67	def	East Burwood	4.3.27
Second Semi Final				
Ringwood	7.5.47	def	Waverley Blues	5.9.39
Preliminary Final				
Knox	11.9.75	def	Waverley Blues	7.8.50
Grand Final				
Ringwood	9.13.67	def	Knox	8.2.50
Under 15 Division A				
Elimination Final				
Lilydale	13.6.84	def	Donvale	11.9.75
Qualifying Final				
Norwood	13.4.82	def	Blackburn	7.8.50
First Semi Final				
Blackburn	7.9.51	def	Lilydale	4.12.36
Second Semi Final				
Rowville	10.7.67	def	Norwood	4.3.27
Preliminary Final				
Norwood	8.5.53	def	Blackburn	5.14.44
Grand Final				
Rowville	10.10.70	def	Norwood	5.7.37
Under 15 Division B				
Elimination Final				
Wantirna South	12.4.76	def	Upper Ferntree Gully	8.9.57
Qualifying Final				
Vermont	9.15.69	def	St Simons	7.3.45
First Semi Final				
St Simons	10.11.71	def	Wantirna South	5.9.39
Second Semi Final				
Mooroolbark	9.15.69	def	Vermont	3.6.24
Preliminary Final				
St Simons	11.8.74	def	Vermont	10.8.68
Grand Final				
Mooroolbark	15.12.102	def	St Simons	7.4.46

Under 15 Division C				
Elimination Final				
Ringwood	8.10.58	def	Norwood	5.14.44
Qualifying Final				
Glen Waverley Rovers	8.12.60	def	Ferntree Gully Eagles	7.9.51
First Semi Final				
Ferntree Gully Eagles	8.12.60	def	Ringwood	2.11.23
Second Semi Final				
Croydon	20.7.127	def	Glen Waverley Rovers	3.5.23
Preliminary Final				
Ferntree Gully Eagles	14.9.93	def	Glen Waverley Rovers	6.10.46
Grand Final				
Croydon	5.12.42	def	Ferntree Gully Eagles	4.10.46
Under 14 Division A				
Elimination Final				
Rowville	10.11.71	def	Donvale	7.11.53
Qualifying Final				
Norwood	14.14.98	def	East Ringwood	11.6.72
First Semi Final				
East Ringwood	7.10.52	def	Rowville	6.2.38
Second Semi Final				
Vermont	10.8.68	def	Norwood	6.3.39
Preliminary Final				
Norwood	10.9.69	def	East Ringwood	10.3.63
Grand Final				
Vermont	10.17.77	def	Norwood	3.5.23
Under 14 Division B				
Elimination Final				
East Burwood	19.18.132	def	Blackburn	3.10.28
Qualifying Final				
Glen Waverley Hawks	9.10.64	def	Upper Ferntree Gully	8.7.55
First Semi Final				
East Burwood	15.14.102	def	Upper Ferntree Gully	9.9.63
Second Semi Final				
Glen Waverley Hawks	9.12.66	def	Montrose	5.9.39
Preliminary Final				
Montrose	14.15.99	def	East Burwood	7.3.45
Grand Final				
Montrose	7.6.48	def	Glen Waverley Hawks	4.12.36
Under 14 Division C				
Elimination Final				
Rowville	11.14.80	def	Coldstream	5.6.36
Qualifying Final				
Heathmont	14.7.91	def	The Basin	7.6.48
First Semi Final				
The Basin	7.13.55	def	Rowville	3.8.26
Second Semi Final				
Chirnside Park	8.7.55	def	Heathmont	3.5.23
Preliminary Final				
Heathmont	9.7.61	def	The Basin	5.10.40
Grand Final				
Chirnside Park	5.8.38	def	Heathmont	1.2.8
Under 13 Division A				
Elimination Final				
East Burwood	10.11.71	def	Rowville	6.6.42
Qualifying Final				
North Ringwood	9.14.68	def	Lilydale	10.5.64
First Semi Final				
Lilydale	13.13.91	def	East Burwood	3.9.27
Second Semi Final				
Knox	6.7.43	def	North Ringwood	2.5.17
Preliminary Final				
North Ringwood	14.8.92	def	Lilydale	4.6.30
Grand Final				
North Ringwood	4.10.34	def	Knox	2.8.20

Under 13 Division B

Elimination Final

Chirnside Park 16.10.106 def Ferntree Gully Eagles 4.4.28

Qualifying Final

Vermont 8.13.61 def Waverley Blues 5.5.35

First Semi Final

Waverley Blues 10.6.66 def Chirnside Park 7.11.53

Second Semi Final

Vermont 4.8.32 def Heathmont 2.7.19

Preliminary Final

Waverley Blues 9.7.61 def Heathmont 5.6.36

Grand Final

Vermont 10.5.65 def Waverley Blues 4.9.33

Under 13 Division C

Elimination Final

Norwood 6.9.45 def Mooroolbark 6.6.42

Qualifying Final

Upper Ferntree Gully 13.10.88 def Ringwood 6.14.50

First Semi Final

Norwood 6.3.39 def Ringwood 3.9.27

Second Semi Final

Glen Waverley Rovers 15.13.103 def Upper Ferntree Gully 4.10.34

Preliminary Final

Norwood 9.7.61 def Upper Ferntree Gully 9.6.60

Grand Final

Glen Waverley Rovers 15.13.103 def Norwood 2.7.19

Under 12 Division A

Elimination Final

North Ringwood 9.9.63 def Croydon 1.3.9

Qualifying Final

Vermont 4.10.34 def Lilydale 4.5.29

First Semi Final

North Ringwood 9.10.64 def Lilydale 3.5.23

Second Semi Final

Rowville 9.7.61 def Vermont 4.0.24

Preliminary Final

North Ringwood 12.7.79 def Vermont 10.3.63

Grand Final

Rowville 6.5.41 def North Ringwood 2.6.18

Under 12 Division B

Elimination Final

Glen Waverley Rovers 6.8.44 def Donvale 1.9.15

Qualifying Final

Mooroolbark 11.7.73 def Upper Ferntree Gully 6.6.42

First Semi Final

Upper Ferntree Gully 8.8.56 def Glen Waverley Rovers 5.8.38

Second Semi Final

Mooroolbark 3.4.22 def North Ringwood 0.6.6

Preliminary Final

North Ringwood 6.8.44 def Upper Ferntree Gully 5.4.34

Grand Final

Mooroolbark 2.4.16 def North Ringwood 2.3.15

Under 12 Division C

Elimination Final

Kilsyth 7.6.48 def Coldstream 3.6.24

Qualifying Final

Mitcham 10.10.70 def Ringwood 2.1.13

First Semi Final

Kilsyth 5.7.37 def Ringwood 4.5.29

Second Semi Final

Heathmont 2.7.19 def Mitcham 2.4.16

Preliminary Final

Mitcham 8.12.60 def Kilsyth 1.3.9

Grand Final

Heathmont 2.5.17 def Mitcham 2.1.13



This page from top:
East Ringwood were one of eight under 11 Commonwealth Bank lightning
premiership winners; Bayswater fielded seven junior sides this year.

SEN Teams of the Year

Division One				
Coach: David Banfield (Vermont) Captain: Peter O'Brien (Noble Park)				
B	Paul Bunn (Blackburn)	Luke Vogels (East Ringwood)	Troy Takanen (Blackburn)	
HB	Ziggie Alwan (Noble Park)	Chris Grant (Croydon)	Marc Williams (Scoresby)	
C	Ryan Mullett (Vermont)	Peter O'Brien (Noble Park)	Marcus Hottes (Lilydale)	
HF	Dean Kelly (Noble Park)	Nick Smith (Balwyn)	Craig Decorsey (Balwyn)	
F	Ash Froud (Vermont)	Brad Kelleher (Croydon)	Allan Murray (Balwyn)	
Foll	Robbie Ross (Vermont)	Paul Bunn (Blackburn)	Kris Bardon (Vermont)	
Int	Alex Fiore (Knox)	Mark Haynes (Lilydale)	Daniel McConnell (Croydon)	Adam Parker (Scoresby)

Division Two				
Coach: Paris Harvie (South Croydon) Captain: Bernie Dinneen (Bayswater)				
B	Hayden Cotsford (Donvale)	Brent Jane (Bayswater)	Shayne Kearney (South Croydon)	
HB	Matt Schimmelbush (Doncaster)	Jarrod Fearon-Brown (Mulgrave)	Matt Robinson (Rowville)	
C	Matt Stanley (Rowville)	Eamon Costello (South Croydon)	Joel Galvin (Bayswater)	
HF	Alistair Wylie (Bayswater)	Glenn Mahoney (Waverley Blues)	Andrew Smith (Doncaster East)	
F	Kyle Simkin (South Croydon)	Cody Morris (Rowville)	Michael King (South Croydon)	
Foll	Allan Cleven (Mulgrave)	Bernie Dinneen (Bayswater)	Ramy Melhem (Mulgrave)	
Int	Shannon Argall (Doncaster East)	Travis Cox (Montrose)	George Stuckey (Ringwood)	Matt Watts (Waverley Blues)

This page from left:
Vermont coach David Banfield was the SEN division one team of the year coach; Mark Haynes was named in the division one team of the year.

Following page, from top left to right:
Bayswater's Joel Galvin was named on the wing in the division two side; Jamie Carpenter was named at half forward in the division three team of the year; Glen Waverley Hawks Wayne Magee was selected on the wing in the division four side.





Division Three

Coach: Bernie Ryan (Mooroolbark) **Captain:** Matt Price (Coldstream)

B	Marco Mollica (Boronia)	Tate Hickleton (Upper Ferntree Gully)	Leigh Thompson (Mooroolbark)
HB	Adam Tsapatsaris (Warrandyte)	Paul Fiorenza (Whitehorse Pioneers)	Tom Naughtin (Warrandyte)
C	Dean Grice (Boronia)	Matt Price (Coldstream)	Anthony Sharp (North Ringwood)
HF	Matt Petracca (Upper Ferntree Gully)	Jay Sherlock (Upper Ferntree Gully)	Jamie Carpenter (Whitehorse Pioneers)
F	Leam Doughty (Coldstream)	Kire Talevski (Mooroolbark)	Michael Morello (Warrandyte)
Foll	Ben Strong (Nunawading)	Matt Polkinghorne (Mooroolbark)	Andrew Goland (Nunawading)
Int	Michael Aitken (Heathmont)	Daniel Den Braber (Coldstream)	Luke Higgins (Mitcham) Luke Jones (Mooroolbark)

Division Four

Coach: Jason De Graaf (Chirnside Park) **Captain:** Brendon Murphy (Chirnside Park)

B	Jarrod Greaves (Forest Hill)	Josh Wilson (The Basin)	Matt McNeill (Chirnside Park)
HB	Chris O'Meara (Kilsyth)	Matt Smith (The Basin)	Tom Hallinan (South Belgrave)
C	Darren Dewar (Glen Waverley Hawks)	Kane Maghamez (Templestowe)	Wayne Magee (Glen Waverley Hawks)
HF	Todd Power (The Basin)	Andrew Cowlshaw (The Basin)	Troy Dunn (Kilsyth)
F	Paul Cameron (Kilsyth)	David Mazins (Chirnside Park)	Matt Carnelley (Glen Waverley Hawks)
Foll	Aaron Pettinella (Chirnside Park)	Brendon Murphy (Chirnside Park)	Pat Garrity (The Basin)
Int	Ryan Bain (Templestowe)	Shannon Davis (The Basin)	Aaron Jones (Forest Hill) Daniel Ryan (Chirnside Park)

Life Members

300 Game Player Life Members

Steve Mills	Trevor McPhee *
Graeme Allan	Ken Melville
Alan Bateson	Bill Mutsaers
Phil Mason	Keith Stocker
Geoff D'Arcy *	Craig Marson
John Hayhurst	Patrick Schneider
Colin Tainton	Mark Gow
Robert Hayhurst	Greg Smith
Des Brown	Don Hall *
Bill Duff	Alan Espie
Steven Davis	Alan Whelan
Gordon Cowley	Les Millar
Peter Steele	David Dietrich
Robin Rogers	Lorenzo Marotti
Peter Bowie	Ray Lacey
John Wood	Neil Wells
Colin Schelfhout	John O'Brien
Stuart Cook	Paul Fyander
Bill Bowie *	Michael Redpath
Neale Trollope	Tony Walsh
Graeme Milburn	Greg Krenn
Roy Baldwin	Anthony Hehir
Allan Shaw	Paul Sparkes
Terry Morris	Terry McCormick
John Harrop	Colin Krenn
Anthony Gleeson	Darren Mason
Ian Spencer	David Bending
Peter Baker	Scott Fritsch
Len Taylor	Steve O'Gorman
Doug Brumby	Nick Tennant
Greg Smith	Erwin Anadoli
Roger O'Brien	Cameron Browne
Bill Leach	Dean Buckley
Kevin Heinze *	Mark Djordevic
Brian Coopersmith	Rod Marget
Brendan Curtis	Gerald Toohey
Max Vincent	Dale Vitiritti
Andy Hayman	Matt Richards
Alex Argentino	

Life Members

Clive Sleeman *	Ian Kerr
Reg Mathews *	Gary Brunnen
Cliff Tomkins	Ron Smith
Walter Cornhill *	Ken Walters
Paul Edie *	Heather Kleesh
Sir Gilbert Chandler *	Peter Coloretti
Kevin Pratt *	Brian Hawkins
Frank Bibby	Sandra Smith
James Austin *	Peter Luttick
Albert McLellan *	Len Mackay *
Gerald Black *	Vern Clausen
Kenneth Wright *	Geoff Dempster
Les Leete *	John Milburn
Gordon Parker	Margaret Trollop
William Baldwin *	Michael Whiting
Jim Elmer *	Rob Peak
A Robert Tregear	Steve Semken *
Barry Raymer	Craig Braddy
Wayne Reddaway	



EFL Legends*

Keith Robins	1971 (1)	1972 (1)	1973 (3)		
Gary Galvin	1980 (2)	1981 (1)	1982 (2)		
Russell Stratton	1988 (4)	1990 (3)	1993 (4)	1996 (3)	
Gavin McNay	1989 (4)	1991 (3)	1994 (3)		
Matt Price	2001 (4)	2003 (3)	2005 (3)	2008 (3)	2009 (3)
Nick Cox	2000 (1)	2004 (3)	2006 (2)		
Ian Atkinson	1998 (3)	2006 (4)	2007 (4)	2008 (4)	

* Any player in the EFL senior ranks (not reserves) who has achieved three best and fairest wins in his career, is award EFL Legend status (division in brackets).

Above:

Five time league best and fairest winner, and EFL Legend, Matt Price. Price is the first ever senior player to win five league best and fairest awards.

Financial Report

Statement by Board Members

The board has determined that the association is not a reporting entity and that this special purpose financial report should have been prepared in accordance with the accounting policies outlined in Note 1 to the financial statements.

In the opinion of the board the financial report as set out on pages 34 to 39,

1. Presents fairly the financial position of the Eastern Football League as at 31 October 2009 and its performance for the year ended on that date in accordance with Note 1 to the financial statements.
2. At the date of this statement, there are reasonable grounds to believe that the Eastern Football League will be able to pay its debts as and when they fall due.

This statement is made in accordance with a resolution of the board and is signed for and on behalf of the board by:



Chairman
Graham Halbish



Deputy Chairman
Bruce Peak

Dated this 12th day of November 2009

Financial Report

Balance Sheet

AS AT 31 OCTOBER 2009

	Note	2009 \$	2008 \$
Current Assets			
Cash and cash equivalents	3	819,864	633,120
Trade and other receivables	4	37,685	101,933
Other current assets	5	112,787	92,952
Total Current Assets		970,336	828,005
Non Current Assets			
Property, plant and equipment	6	609,623	622,919
Total Non Current Assets		609,623	622,919
TOTAL ASSETS		1,579,959	1,450,924
Current Liabilities			
Trade and other payables	7	51,200	55,296
Total Current Liabilities		51,200	55,296
Non Current Liabilities			
Provisions	8	37,883	32,613
Total Non Current Liabilities		37,883	32,613
TOTAL LIABILITIES		89,083	87,909
NET ASSETS		1,490,876	1,363,015
Equity			
Retained earnings		1,490,876	1,363,015
TOTAL EQUITY		1,490,876	1,363,015

Income Statement

FOR YEAR ENDED 31 OCTOBER 2009

	Note	2009 \$	2008 \$
Sales Revenue		605,985	577,690
Cost of Sales		422,791	381,493
Gross Profit		183,194	196,197
Other Revenues	2	2,223,142	1,988,564
Expenses		2,278,475	2,134,072
Profit before income tax		127,861	50,689
Income tax expense	1e	0	0
Profit attributable to members of the company		127,861	50,689

The accompanying notes form part of these financial statements.

Financial Report

Statement of Changes in Equity

FOR YEAR ENDED 31 OCTOBER 2009

	Retained Earnings \$	Total \$
Balance at 1 November 2007	1,312,326	1,312,326
Profit attributable to the members of the company	50,689	50,689
Balance at 31 October 2008	1,363,015	1,363,015
Profit attributable to the members of the company	127,861	127,861
Balance at 31 October 2009	1,490,876	1,490,876

Cash Flow Statement

FOR YEAR ENDED 31 OCTOBER 2009

	Note	2009 \$	2008 \$
Cash flows from operating activities			
Cash receipts in the course of operations		3,146,091	2,740,834
Interest Received		13,457	28,852
Cash payments in the course of operations		(2,959,803)	(2,727,645)
Interest and other costs of finance paid		(4,223)	(4,065)
Net cash provided by (used in) operating activities	9	195,522	37,976
Cash flows from investing activities			
Payments for property, plant and equipment		(8,778)	(10,565)
Proceeds from sale of property, plant and equipment		0	0
Net cash (used in) provided by investing activities		(8,778)	(10,565)
Net increase (decrease) in cash held		186,744	27,411
Cash at beginning of the financial year	3	633,120	605,709
CASH HELD AT THE END OF FINANCIAL YEAR	3	819,864	633,120

The accompanying notes form part of these financial statements.

Financial Report

Notes to and forming part of the Financial Statements

FOR YEAR ENDED 31 OCTOBER 2009

1. Summary of Significant Accounting Policies

This financial report is a special purpose financial report prepared in order to satisfy the financial reporting requirements of the Associations Incorporation Act 1981 (Vic), for use by the members of the league and to fulfil the board's requirements to prepare financial statements.

The financial report has been prepared in accordance with the requirements of the Associations Incorporation Act 1981 (Vic) and the following Accounting Standards:

AASB 101	Presentation of Financial Statements
AASB 107	Cash Flow Statement
AASB 108	Accounting Policies, Changes in Accounting Estimates and Errors
AASB 110	Events after Balance Sheet Date
AASB 116	Property, Plant and Equipment
AASB 117	Leases
AASB 118	Revenue
AASB 1031	Materiality

No other applicable Accounting Standards, Australian Accounting Interpretations or other authoritative pronouncements of the Australian Accounting Standards Board have been applied.

The financial report has been prepared on an accruals basis and is based on historic costs and does not take into account changing money values or, except where specifically stated, current valuations of non-current assets.

The following material accounting policies, which are consistent with the previous period unless otherwise stated, have been adopted in the preparation of this financial report.

a) PROPERTY, PLANT & EQUIPMENT

Each class of property, plant and equipment is carried at cost or fair value less, where applicable, any accumulated depreciation and impairment loss.

The carrying amount of plant and equipment is reviewed annually by directors to ensure it is not in excess of the recoverable amount from these assets. The recoverable amount is assessed on the basis of the expected net cash flows that will be received from the assets employment and subsequent disposal. The expected net cash flows have been discounted to their present values in determining recoverable amounts.

Subsequent costs are included in the asset's carrying amount or recognised as a separate asset, as appropriate, only when it is probable that future economic benefits associated with the item will flow to the association and the cost of the item can be measured reliably.

All other repairs and maintenance are charged to the income statement during the financial period in which they are incurred.

The directors have assessed the current market value of the league's land and buildings as at least \$756,000, based on the most recent Knox City Council valuation.

b) DEPRECIATION

The depreciable amount of all fixed assets is depreciated on a straight line basis over their useful lives commencing from time the asset is held ready for use.

The depreciation rates used for each class of assets are as follows:

Freehold Improvements	9% to 33%
Furniture and Equipment	20%
Computers	20%
Motor Vehicles	20%

c) LEASES

Leases of fixed assets where substantially all the risks and benefits incidental to the ownership of the asset, but not the legal ownership, are transferred to the association are classified as finance leases.

Finance leases are capitalised by recording an asset and a liability at the lower of the amount equal to the fair value of the leased property or the present value of the minimum lease payments, including any guaranteed residual values. Lease payments are allocated between the reduction of the lease liability and the lease interest expense for the period.

Leased assets are depreciated on a straight-line basis over their estimated useful lives where it is likely that the association will obtain ownership of the asset or ownership over the term of the lease.

d) REVENUE RECOGNITION

Sales Revenue

Sales Revenue represents revenue earned (net of returns, discounts and allowances) from the sale of products and services. Sales revenue is recorded when the goods are dispatched.

Interest Income

Interest Income is recognised as it accrues.

Asset Sales

The profit or loss on disposal of assets is included as revenue of the association. Such profit or loss on disposal of assets is brought to account at the date an unconditional contract of sale is signed.

e) INCOME TAX

The league has been granted an income tax exemption by the Australian Tax Office.

f) INVENTORIES

Inventories are measured at the lower of cost and net realisable value. The cost is based on the first in, first out principle and includes expenditure incurred in acquiring the inventories and bringing them to their existing condition and location.

Net realisable value is determined on the basis of the company's normal selling pattern. Expenses of marketing, selling and distribution to customers are estimated and are deducted to establish net realisable value.

g) EMPLOYEE BENEFITS

Provision is made for the association's liability for employee benefits arising from services rendered by employees to balance date. Employee benefits that are expected to be settled within one year have been measured at the amounts expected to be paid when the liability is settled, plus related on-costs. Employee benefits payable later than one year have been measured at the present value of the estimated future cash outflows to be made for those benefits.

h) GOODS AND SERVICES TAX

Revenues, expenses and assets are recognised net of the amount of GST, except where the amount of GST incurred is not recoverable from the Australian Taxation Office. In these circumstances, the GST is recognised as part of the cost of acquisition of the asset or as part of an item of the expense. Receivables and payables in the balance sheet are shown inclusive of GST.

i) IMPAIRMENT OF ASSETS

At each reporting date, the association reviews the carrying values of its tangible and intangible assets to determine whether there is any indication that those assets have been impaired. If such an indication exists, the recoverable amount of the asset, being the higher of the asset's fair value less costs to sell and value in use, is compared to the asset's carrying value. Any excess of the asset's carrying value over its recoverable amount is expensed to the income statement.

Where it is not possible to estimate the recoverable amount of an individual asset, the group estimates the recoverable amount of the cash-generating unit to which the asset belongs.

j) COMPARATIVE AMOUNTS

Where required by Accounting Standards comparative figures have been adjusted to conform with changes in presentation for the current financial year.

k) NEW ACCOUNTING STANDARDS FOR APPLICATION IN FUTURE PERIODS

The AASB has issued new, revised and amended Standards and Interpretations that have mandatory application dates for future reporting periods and which the association has decided not to early adopt.

A discussion of those future requirements applicable to the association and their impact on the association is as follows:

- AASB 3: Business Combinations, AASB 127: Consolidated and Separate Financial Statements, AASB 2008-3: Amendments to Australian Accounting Standards arising from AASB 3 and AASB 127 [AASB Standards 1, 2, 4, 5, 7, 101, 107, 112, 114, 116, 121, 128, 131, 132, 133, 134, 136, 137, 138 and 139 and Interpretations 9 and 107] (applicable for annual reporting periods commencing from 1 July 2009) and AASB 2008-7: Amendments to Australian Accounting Standards — Cost of an Investment in a Subsidiary, Jointly Controlled Entity or Associate [AASB 1, AASB 118, AASB 121, AASB 127 and AASB 136] (applicable for annual reporting periods commencing from 1 January 2009). These Standards are applicable prospectively and so will only affect relevant transactions and consolidations occurring from the date of application. Neither of these Standards are currently applicable to the association.
- AASB 8: Operating Segments and AASB 2007-3: Amendments to Australian Accounting Standards arising from AASB 8 [AASB 5, AASB 6, AASB 102, AASB 107, AASB 119, AASB 127, AASB 134, AASB 136, AASB 1023 and AASB 1038] (applicable for annual reporting periods commencing from 1 January 2009). This Standard replaces AASB 114 and requires identification of operating segments on the basis of internal reports that are regularly reviewed by the group's board for the purposes of decision making. While the impact of this Standard cannot be assessed at this stage, there is the potential for more segments to be identified. Given the lower economic level at which segments may be defined, and the fact that cash generating units cannot be bigger than operating segments, impairment calculations may be affected. Management presently do not believe impairment will result however.
- AASB 101: Presentation of Financial Statements, AASB 2007-8: Amendments to Australian Accounting Standards arising from AASB 101, and AASB 2007-10: Further Amendments to Australian Accounting Standards arising from AASB 101 (all applicable to annual reporting periods commencing from 1 January 2009). The revised AASB 101 and amendments supersede the previous AASB 101 and redefine the composition of financial statements including the inclusion of a statement of comprehensive income. There will be no measurement or recognition impact on the association. If an entity has made a prior period adjustment or reclassification, a third balance sheet as at the beginning of the comparative period will be required.
- AASB 123: Borrowing Costs and AASB 2007-6: Amendments to Australian Accounting Standards arising from AASB 123 [AASB 1, AASB 101, AASB 107, AASB 111, AASB 116 and AASB 138 and Interpretations 1 and 12] (applicable for annual reporting periods commencing from 1 January 2009). The revised AASB 123 has removed the option to expense all borrowing costs and will therefore require the capitalisation of all borrowing costs directly attributable to the acquisition, construction or production of a qualifying asset. Management has determined that there will be no effect on the association as a policy of capitalising qualifying borrowing costs has been maintained by the association.

The association does not anticipate early adoption of any of the above reporting requirements and does not expect them to have any material effect on the association's financial statements.

Financial Report

Notes to and forming part of the Financial Statements

FOR YEAR ENDED 31 OCTOBER 2009

	2009 \$	2008 \$
2. Operating Profit / (Loss)		
Operating revenue and expenses		
Operating profit has been arrived at after including		
Operating revenue	2,829,127	2,566,254
3. Cash and Cash Equivalents		
Cash at bank and in hand	819,864	633,120
4. Trade and Other Receivables		
Club debtors	49,879	130,472
Less provision for doubtful debts	(12,194)	(28,539)
	37,685	101,933
5. Other Current Assets		
Stock on hand	29,377	28,763
Other debtors	67,843	50,181
GST receivable	15,567	14,008
	112,787	92,952
6. Property, Plant & Equipment		
Freehold land at cost	240,000	240,000
Building at cost	303,264	303,264
	543,264	543,264
Freehold improvements at cost	33,033	30,660
Less accumulated depreciation	(19,336)	(18,457)
	13,697	12,203
Computer at cost	83,619	84,836
Less accumulated depreciation	(83,617)	(78,530)
	2	6,306
Furniture & equipment at cost	95,343	93,984
Less accumulated depreciation	(63,416)	(63,175)
	31,927	30,809
Motor vehicle at cost	41,756	41,756
Less accumulated depreciation	(21,023)	(11,419)
	20,733	30,337
Total property, plant & equipment	609,623	622,919

6. Property, Plant & Equipment

Movement in carrying amounts

	Freehold Land \$	Buildings \$	Freehold Improves \$	Furniture & Equipment \$	Computer \$	Motor Vehicle \$	Total \$
Balance at 1 November 2007	240,000	303,264	13,051	26,800	12,162	39,940	635,217
Additions	0	0	0	8,674	1,891	0	10,565
Disposals/Transfers	0	0	0	0	0	0	0
Depreciation expense	0	0	848	4,665	7,747	9,603	22,863
Balance at 31 October 2008	240,000	303,264	12,203	30,809	6,306	30,337	622,919
Additions	0	0	2,373	4,774	1,631	0	8,778
Disposals/Transfers	0	0	0	0	0	0	0
Depreciation expense	0	0	879	3,656	7,935	9,604	22,074
Balance at 31 October 2009	240,000	303,264	13,697	31,927	2	20,733	609,623

	2009 \$	2008 \$
7. Trade & Other Payables		
Trade creditors & accruals	20,912	22,066
Employee benefits	30,288	33,230
	51,200	55,296
8. Provisions		
Non current liabilities		
Provision for employee entitlement	37,883	32,613
9. Cash Flow Information		
Reconciliation of cash flow from operations with		
Profit after income tax		
Profit after income tax	127,861	50,689
Non-cash flows in profit		
Depreciation	22,074	22,863
Change in assets and liabilities		
(Increase)/decrease in trade and other receivables	45,027	(45,735)
Increase/(decrease) in trade and other payables	(4,096)	1,294
Increase/(decrease) in provisions	5,270	8,865
(Increase)/decrease in stock on hand	(614)	–
	195,522	37,976

10. Association Details

The principal place of business of the association is:
 Eastern Football League Inc.
 256 Scoresby Road
 Boronia VIC 3155

Financial Report

Independant Audit Report To the Members of Eastern Football League

Report on the Financial Report

We have audited the accompanying financial report, being a special purpose financial report, of Eastern Football League, which comprises the balance sheet as at 31 October 2009, and the income statement, statement of changes in equity and cash flow statement for the year then ended, a summary of significant accounting policies, other explanatory notes and the Statement by board.

The Responsibility of the Board for the Financial Report

The board are responsible for the preparation and fair presentation of the financial report and have determined that the accounting policies described in Note 1 to the financial statements which form part of the financial report are appropriate to meet the financial reporting requirements of the Association Incorporations Act Victoria and are appropriate to meet the needs of the members. The board's responsibility also includes establishing and maintaining internal controls relevant to the preparation and fair presentation of the financial report that is free from material misstatement, whether due to fraud or error; selecting and applying appropriate accounting policies; and making accounting estimates that are reasonable in the circumstances.

Auditor's Responsibility

Our responsibility is to express an opinion on the financial report based on our audit. No opinion is expressed as to whether the accounting policies used as described in Note 1, are appropriate to meet the needs of the members. We conducted our audit in accordance with Australian Auditing Standards. These Auditing Standards require that we comply with relevant ethical requirements relating to audit engagements and plan and perform the audit to obtain reasonable assurance whether the financial report is free from material misstatement.

An audit involves performing procedures to obtain audit evidence about the amounts and disclosures in the financial report. The procedures selected depend on the auditor's judgement, including the assessment of the risks of material misstatement of the financial report, whether due to fraud or error. In making those risk assessments, the auditor considers internal control relevant to the entity's preparation and fair presentation of the financial report in order to design audit procedures that are appropriate in the circumstances, but not for the purpose of expressing an opinion on the effectiveness of the entity's internal control. An audit also includes evaluating the appropriateness of accounting policies used and the reasonableness of accounting estimates made by the board, as well as evaluating the overall presentation of the financial report.

The financial report has been prepared for distribution to members for the purpose of fulfilling the boards financial reporting under the Incorporated Associations Act Victoria. We disclaim any assumption of responsibility for any reliance on this report or on the financial report to which it relates to any person other than the members, or for any purpose other than that for which it was prepared.

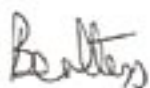
We believe that the audit evidence we have obtained is sufficient and appropriate to provide a basis for our audit opinion.

Independence


In conducting our audit, we have complied with the independence requirements of the Australian professional accounting bodies.

Auditor's Opinion

In our opinion, the financial report gives a true and fair view of the financial position of Eastern Football League as of 31 October 2009 and of its financial performance and its cash flows for the year then ended in accordance with the accounting policies described in Note 1 to the financial statements.



Bentleys Melbourne Partnership
Chartered Accountants



Martin Fensome
Partner

Dated in Melbourne on this 12th day of November 2009

Financial Report

Compilation Report To the Members of Eastern Football League

Scope

On the basis of information provided by the board of the Eastern Football League, we have compiled in accordance with APES 315 Compilation of Financial Information the Trading Statement of the Eastern Football League for the year ended 31 October 2009 as set out on pages 42 to 43.

The specific purpose for which the Trading Statement has been prepared is to provide private information to the board. No accounting standards and other mandatory professional reporting requirements have been adopted in the preparation of the Trading Statement.

The board are solely responsible for the information contained in the Trading Statement and have determined that the accounting policies used are consistent and are appropriate to satisfy the requirements of the board.

Our procedures used accounting expertise to collect, classify and summarise the financial information, which the board provided, into a financial report. Our procedures do not include verification or validation procedures. No audit or review has been performed and accordingly no assurance is expressed.

To the extent permitted by law, we do not accept liability for any loss or damage which any person, other than the company, may suffer arising from any negligence on our part. No person should rely on this Trading Statement without having an audit or review conducted.

The Trading Statement was prepared for the benefit of the company and its members and the purpose identified above. We do not accept responsibility to any other person for the contents of the Trading Statement.



Bentleys Melbourne Pty Ltd
Chartered Accountants

Martin Fensome
Director

Dated in Melbourne on this 12th day of November 2009

Financial Report

Trading Statement

FOR YEAR ENDED 31 OCTOBER 2009

	2009 \$	2008 \$
Income		
Sales	567,949	541,465
Licence fee	38,036	36,225
	605,985	577,690
Less Cost of Sales		
Opening stock	28,763	24,407
Purchases	423,405	385,849
Closing stock	29,377	28,763
	422,791	381,493
TRADING PROFIT	183,194	196,197
Other Income		
Affiliation fees	112,500	110,000
AFL Victoria grant	60,149	60,838
Bush Fire Relief Game	47,924	0
Development funding program	37,058	32,705
DVD sales	20,217	20,209
Finals	419,301	398,786
Finals levy	39,238	42,687
Fines	21,410	16,615
Future leaders development program	102,502	66,090
Grass project	4,667	7,000
Insurance – Club	328,804	321,808
Interest	13,457	28,852
Lightning premierships	7,354	7,144
Player registrations	50,131	48,584
Presentation nights	53,283	50,062
Records	43,635	47,045
Sponsorships	348,044	259,081
Sundry revenue	16,533	11,201
The Main Event	3,300	5,000
Umpires fees	493,635	454,857
TOTAL INCOME	2,406,336	2,184,761
Less total expenses	2,278,475	2,134,072
OPERATING SURPLUS	127,861	50,689

These financial statements should be read in conjunction with the attached Compilation Report.

Trading Statement

FOR YEAR ENDED 31 OCTOBER 2009

	2009 \$	2008 \$
Expenses		
Affiliations	726	1,160
Auditor's remuneration	7,100	4,375
Awards and presentations	13,792	13,844
Bank charges and interest	4,223	4,065
Bush Fire Relief Game	47,924	0
Cleaning and maintenance	12,282	9,529
Computer maintenance	7,465	6,515
Depreciation of fixed assets	22,074	22,863
Development funding program	76,824	66,931
Donations	2,600	480
Doubtful debts provision	(11,395)	11,719
DVD production	17,658	16,207
EFL radio	15,610	13,736
Employee placement costs	0	2,222
Executive expenses	6,677	6,473
External consultant costs	8,011	9,062
FBT expense	5,353	4,460
Finals expenses	220,385	198,740
Finals levy expense	39,238	42,687
Future leaders development program	74,978	65,749
Grass project	14,000	7,000
Insurance - General	33,127	30,670
Insurance - Club	328,796	346,925
Interleague matches	19,702	11,259
Internet access for clubs	15,955	16,843
Internet costs	4,866	1,788
Investigation costs	1,627	2,650
Junior committee expenses	1,339	1,254
Light and power	6,960	6,839
Lightning premierships - Junior division	1,633	1,046
Meetings	3,055	3,119
Motor vehicle expenses	8,033	6,516
Payroll tax	3,239	963
Presentation nights	55,063	53,467
Printing and stationery	28,126	27,361
Publications	13,354	19,020
Rates and taxes	3,179	2,023
Records	43,630	47,050
Salaries and superannuation	556,666	521,101
Seminars and training	45	111
Sponsorship costs	19,484	15,951
Staff amenities	2,773	2,334
Sundry expenses	8,111	5,291
Telephone	26,267	23,399
The Main Event	10,229	11,380
Trademark registration	2,636	13,064
Umpires	493,501	454,831
Web development	1,554	0
TOTAL EXPENSES	2,278,475	2,134,072

These financial statements should be read in conjunction with the attached Compilation Report.



League Directory

Registered Office

EFL House
256 Scoresby Road
Boronia Victoria 3155

Telephone 9762 5766
Facsimile 9761 1315

www.efl.org.au

Chairman

Graham Halbish

Deputy Chairman

Bruce Peak

Board

Leon Bailey
Peter Bailey
Tim Finemore
David Flintoff
Kerry Freer
Brian Hawkins
Paul Payne
Jim Walker

Junior Committee Chairman

Leon Bailey

Deputy Chairman

Colleen Lockhart

Junior Committee

Bernard Fewster
Marilyn Hoggett
Mark Pascoe
Ian Singleton

Chief Executive Officer

Rob Sharpe

General Manager- Football Operations

Phil Murton

Manager – Junior Football

Rod Cordwell

Media Manager

Anthony Stanguts

Client Liaison Officer

Michele Urbano

Accounts Manager

Peter Luttick

Accounts Payable

Sarah Latham

Head of Umpiring

Cameron Nash

Development Manager

Mark Freeman

Umpires Board Secretary

Trevor Finch

Goal Umpire Coach

Garry Baumgarten

Boundary Umpire Coach

Des Seaton

Boundary Umpire Assistant Coach

Doug Armstrong

Field Umpire Coach

Marc Lawson

Junior Field Umpire Coach

Phil Hermann

Junior Field Appointments Officer

Greg Malone

Junior Field Observers

John Adams
Graeme Bushby
Martien Pruysiers

Umpire Fitness Coach

Peter Enright

Womens Liaison Officer

Holly Anderson

Senior Field Umpires Observers

Peter Enright
Bruce Onken

Senior Boundary Observers

Trevor Finch
Peter Storey

Tribunal Chairman

Robert Murray

Deputy Chairman

Terry Graham

Tribunal Members

John Allpress
Michael Berkley
Murray Black
Allan Cooke
Michael Ditchburn
Greg Gibb
Grant Hinton
Terry Lewis
Mervyn Lindsay
Amelia Lynch
Michael Rodriguez
Peter Sinclair

Investigation Officers

Kevin Barrie
Tim Cron
Roger Schranz

Trainers Association President

Graeme Cocking

Umpires Association President

Andrew Wheeler

Credits

Editor

Anthony Stanguts

Design

Melinda Rochford
Ripe Design

Photography

Cyan Sporting Images
Les O'Rourke
Garry Sparke
Steve Spaul
The Journal

Printing

Allanby Press

Previous page, from top left to right:
Mulgrave's Jarrod Fearon-Brown was named in the division two SEN team of the year at centre half back; Ringwood won the 2009 under 16C junior grand final; Luke Van Rhee (right) returned to Scoresby this year after being a St Kilda rookie for the previous two seasons; Billy Brownless braved the wet weather to attend the Almost Little Legends football clinic; Dean Kelly (Noble Park) was named at half forward in the SEN division one team of the year; Waverley Blues fielded ten junior sides this season.

Back cover, from top left to right:
The Nine News helicopter delivered the division one senior premiership cup to Bayswater Oval on grand final day; Jamie Devenish from the Eastern Lions takes a big grab against Forest Hill in round one; Umpire Maurice DeVincentis raises the ball to start one of the division four senior finals matches; Heathmont won this years under 12C junior grand final.



Eastern Football League

Registered Office
256 Scoresby Road Boronia Vic 3155

ABN 30 466 151 731

Telephone 9762 5766
Facsimile 9761 1315

www.efl.org.au

