


Contents







- 1 Mission
- 2 Chairman
- 4 Chief Executive Officer
- 6 Football Operations
- 7 Senior Competition
- 8 Junior Competition
- 10 Media/Tribunal/Umpires
- 12 Season 2008
- 19 Interleague
- 21 Team Listing
- 22 Awards
- 24 Senior Ladders
- 25 Senior Finals Results
- 26 Junior Ladders
- 28 Junior Finals Results
- 30 SEN Teams of the Year
- 32 Life Members
- 33 Financials
- 44 League Directory

Front cover images, clockwise from top left:
The new EFL junior interleague jumper; South Croydon won the under 14C grand final; This year there were 14 female umpires in the EFL; 76 teams participated in this years Commonwealth Bank lightning premierhips; Chirside Park's Brendon Murphy; The crowd at this years division one grand final.



This page from top: Vermont's Matt Greig won his third division one goal kicking title in a row; Rowville players warm up prior to the under 15A grand final.

Right page from top: The division three senior grand final umpires walk onto Jubilee Park; Nunawading premierhip reserves coach Jason Philactides.





The Mission

The Mission of the Eastern Football League is to promote, coordinate and administer the sport of Australian Rules Football through its member clubs in the Eastern Region of the Melbourne Metropolitan area for the benefit of participants no matter what level of skill or involvement.

In doing so, its aim is to be a financially viable operation that has the ability to generate adequate funds for the ongoing administration and development of Australian Rules Football in its region of influence.

Chairman

This report marks the conclusion of another successful year for the Eastern Football League.

The league's willingness to challenge convention and review its own structure and operations has played a big part in attaining an enviable position amongst community sporting organisations.

The Eastern Football League has grown from 198 senior and junior teams in 1997 to 416 teams in 2008. This season, over 200 games of football were played in any given week, involving more than 12,500 players. We have relied on over 2,800 coaches, trainers, managers, umpires and voluntary administrators each week to ensure the smooth operation of our competitions that span eight municipalities with a population around that of Adelaide. Each week more than 45,000 people (enough to fill Docklands Stadium) attend our games.

In season 2008 only one EFL club remained without a connection to a junior club through either affiliation or association. That club in 2008 took its first steps to remedy that situation with the introduction of an Auskick program. One of the great strengths of our competition undoubtedly is these connections and defined player development pathways.

This year football has celebrated its 150th year and the EFL its 47th. In that time much has changed about the way the game is played but our club culture remains the cornerstone of our existence and prosperity.

The EFL clearly recognises its potential as a social force. We understand the important role sport plays within the community in the eastern suburbs and the potential EFL club football provides for leadership facilitating opportunities. This enables participants at all levels to enhance their performances and maximise their enjoyment in sport.

EFL football is more than a game; it is the biggest service club in many suburbs and communities. The football club provides a source of local pride, meaning and relevance. It is a meeting place and provides a venue for fun and entertainment. It teaches family and community values. It provides a continuity of tradition, history and a sense of belonging. It teaches specific skills and in turn self esteem and worth among individuals. It promotes participation which in turn promotes health and fitness.

It was the board's view that 2008 should be a year of consolidation; one where it took a "steady as you go" approach to our policy direction and league operations. The board has been on record as stating that five divisions was part of its long term planning. Since then, the 12 team division one and seeded draw concept has, in practice, generated some interesting results for clubs. Much of this appears to have been positive and we are encouraged by the opportunities that it provided some clubs. It has resulted in a conclusion by the EFL board, that four grades of senior competition has some real benefits and is likely to be the maximum the league will run with for some time. And it still leaves some room available for growth.

Further development of the under 18's competitions and some added support to the structure of clubs remain priorities. The EFL will remain strong only for as long as its clubs are well managed, well structured and well supported. Twelve team grades and a seeded draw provide some equalisation opportunities for each grade of competition.

In the lead up to the 2008 season, the EFL was heavily impacted by drought, by the loss of the umpire's management group and the growing scrutiny on behavioral standards in sport. Key areas for focus were the strengthening of our relationship with government, further advancing the umpiring program and stabilising fees to clubs, ensuring that the costs of any operational changes are ideally, not borne by clubs and that the further development of policies revolved around social compliance and community responsibility.

The efforts of the league to promote the transformation of ovals to warm season grasses was supported conceptually and financially by state and local government, by AFL Victoria and in some cases by EFL clubs. By the beginning of the 2009 season 24 EFL grounds will have new surfaces at an estimated cost of \$504,000. The Victorian Government, Yarra Valley Water, councils, cricket and football have joined together in partnership and cooperation to make this happen via the instigation of the EFL. These surfaces will take time to fully establish and in 2009, EFL clubs will need to continue to nurture these facilities. It has been an important initiative for the long term benefit of sport in the eastern suburbs.



EFL Board from top left to right:
Graham Halbish, Bruce Peak,
Leon Bailey, Peter Bailey,
Tim Finemore, David Flintoff,
Brian Hawkins, Paul Payne
and Jim Walker.

Our season of course culminates with the junior and senior finals series. The standard of EFL football continues to grow and with it, the level of support off the field. We again witnessed various records being broken at finals venues. Crowds were well behaved and the EFL and the clubs were again the winners. The efforts of clubs to continue to review the way that they and their supporters manage themselves at times when feelings run highest, gives the league great satisfaction.

We must all continue to work closely together to ensure these high standards are maintained. They form a very strong part of the reasons why EFL football continues to grow and prosper and attract significant community and media support.

It would be remiss of me not to mention the work of the members of the board and the junior committee in providing the overall guidance and direction so crucial to the proper governance of the league. The EFL has a long history of attracting the right people to oversee its operations. The introduction of the chairman of the junior committee to a position on the senior board occurred for the first time in 2008. It has helped inject further balance to the decision making of the board.

Undoubtedly the strength of our clubs junior programs underpins the overall position of clubs and the league itself.

For many of us attending EFL games, it is not just about experiencing great suburban football but an opportunity for catching up with the many friends made through our football connections.

Our football has a wonderful community element to it. I'm sure 2008 created some lasting memories and was I trust, an enjoyable experience for both players and supporters.

Graham Halbish

Sponsors

I would like to acknowledge the sponsors of the EFL for their support:

Principal Sponsor

BJS Insurance Group

Major Sponsors

Hartz

QF Energy

Salitos

1116 SEN

Totally Workwear/Blundstone

Support Sponsors

Accredited Distributors

Club Warehouse

Commonwealth Bank

Cyan Press

Direct Liquor

Elastoplast Sport

GMC

Leader Newspapers

Lifecare Croydon Sports Medicine

Musashi

Overton Catering

Sherrin

SportingPulse

Trophy Town

This page: Mulgrave and North Ringwood in action in the division two colts grand final.



Chief Executive Officer

The 2008 season arrived after another summer of limited rain and severe water restrictions. The condition of grounds that some clubs arrived to for preseason training was far worse than has been experienced for many years. Councils rightfully sought to protect the playing surfaces and this tested the innovative abilities of club coaches in their efforts to adequately prepare their players for the forthcoming season.

Despite the difficulties that needed to be endured, participation again grew. The competition welcomed a new club, South Belgrave, who fielded senior, reserve and under 18 teams.

A major change to the board saw the appointment of Graham Halbish as the EFL's new chairman. Whilst the general direction of the league has not changed, with a new leader comes a change in style and approach. David Flintoff and Leon Bailey joined the board to broaden the range of collective experience of the board and diversity in decision making.

In 2008 we again capped the costs applied to clubs; however we went a step further by absorbing increases to player and club insurance premiums and our own operating costs. At the same time we increased our development spending that included an increased focus on umpiring development and upgrading the on field appearance of water boys and runners for all of the 416 teams fielded in 2008. This was managed without any direct costs to clubs, being largely funded by improving net returns from merchandising and finals revenues.

The league continues to focus on relieving the financial burden associated with administering the competition from clubs. In 2008 the average fee that the league charged per team reduced by 3%, whilst total revenue generated increased by 3%.

The league replaced its accounting software for the commencement of the 2008 financial year providing a system that can more readily provide reporting and billing information. The league can now readily access club specific information for club budgeting purposes and manage the significant task of umpire and supplier payments. A new program was also acquired to provide a significant database of umpires and helps to manage and record match day appointments.

Operationally we continue to streamline the way clubs are required to interact with the EFL administration.

In recent years the online player management system developed for the EFL has been largely adopted nationally. Redeveloped and launched as Footyweb, in 2008 clubs were able to manage the majority of player transfers online across metropolitan competitions and in 2009 this will be further extended to start to include all regional competitions. This system has streamlined club administration and provided real savings as band width and licensing costs have been near eliminated.

The next phase of the alliance that we enjoy with SportingPulse – the developers of the system – will include the commercialisation of our website to provide a new source of revenue. Our website continues to engage supporters of the EFL and clearly leads the way nationally in terms of engagement and content. It provides immediate opportunities to communicate to the many thousands that follow EFL football. In general its interactive nature provides a means by which the considerable communities that follow our clubs and competitions can interact, communicate and debate matters of mutual interest.

Our finals this year were well supported across all levels but none more so than the EFL division one grand final.

The league's premier ground in Bayswater was superbly presented by Knox Council and the Bayswater FC and provided record revenue from the estimated crowd of 9,500. It showcased the best of our football and how the EFL can provide positives to the local community.

The reputation of the competition continues to grow. It is of great significance that the competition continues to field requests from clubs seeking affiliation. Media interest was significant with metropolitan, regional and local radio covering the results as well as significant coverage from local and metropolitan daily papers. Players from AFL/VFL and other metropolitan competitions are actively seeking opportunities to be part of the EFL, with many of our coaches now having AFL and/or VFL experience.

The EFL in 2008 continued to recognise its responsibilities in a social sense. It introduced bylaws that insisted coaches, team managers and trainers involved in junior sides completed Working with Children Checks. These checks were introduced ahead of the legislative requirements. Some individuals exempt under the legislation are not so under our bylaws.

A second initiative provided all clubs guidelines in dealing with issues relating to managing illicit drugs. An Illegal Drug Policy was introduced together with a bylaw that required clubs adopt this as a condition of their affiliation.

CEO Staff from top left to right:
*Rob Sharpe, Michele Urbano, Peter Luttick,
Sarah Latham and Mark Freeman.*





These steps were introduced not because we considered the game has a particular problem but because we considered these to be issues that administrators in many cases have little or no experience in dealing with. It is part of what we consider to be responsible club management and is there to assist club volunteers meet their club's responsibilities.

For the second year running AFL Victoria announced the EFL as the recipient of the League Initiative Award, this year for the league's Future Leaders Development Program. The program helps the development of young people seeking more from sport with graduates completing a Certificate III in Sport and Recreation.

In 2009 the umpiring group was headed by a new Director of Umpiring in Murray Black. His efforts in establishing more umpiring development opportunities and providing greater reward for effort had an immediate impact on the performance of the umpires group. The efforts of the umpire coaches regenerated many of the umpiring group and provided the base for extension of these programs in 2009. Murray's work commitments will preclude him from taking on the role next year. Cameron Nash has been appointed to oversee umpiring in 2009 and already planning is underway for the establishment of an umpiring academy in conjunction with AFL Victoria at Ringwood Secondary College.

In 2008 long time sponsor TechRentals decided to seek a new direction providing for a new opportunity for ball sponsorship. This year four ball sponsors were sought, three for senior matches and one for the junior competition. 1116 SEN, Salitos, Totally Workwear/Blundstone and Hartz became the brands associated with our footballs. The multiple brand approach provided a 50% increase in funding to the league. The Commonwealth Bank, GMC, Leader Community Newspapers, Musashi, QF Energy and SportingPulse were all new sponsors in 2008.

Supply arrangements for club uniforms were renegotiated by the league through a tendering process for the next three years. This resulted in some cost reductions that were able to be immediately transferred to clubs. At the same time incentives were made available to clubs to secure alternate uniforms for clash situations or as alternative away game jumpers. The license arrangements required the addition of some further trademark security which was completed this year.

The league was enthusiastic in supporting the celebration of 150 years of football with video taped interviews of past players and officials. We provided commemorative footballs and medallions for the Community Football Weekend held across the state. Many home clubs took advantage of the celebration of the game at community level to encourage

past players to return their clubs. The AFL support of this weekend by providing their current players to run clinics and address luncheons was first class.

The way we play the game and the way that clubs are run today continues to create new challenges as the competition and standard of play is accelerating.

The efficiency of the league staff of eight is fundamental to the overall success and continued growth of our competition. Those running football, media, business development, umpiring and the administration have together formed a group that continues to raise the bar in sports administration.

Rob Sharpe

Above: Over 9,500 people attended this years division one grand final.

Football Operations

In 2008, the EFL continued to grow across both the senior and junior competitions. South Belgrave were welcomed into the division four competition and only had to wait till round two for their first EFL victory with a 14 point win over Kilsyth. The junior competition, under the guidance of Rod Cordwell and the junior committee, continued to expand and with the introduction of a final five some 360 more juniors had the opportunity to play finals football.

2008 also saw EFL clubs further embrace the scheduling of games outside the traditional Saturday afternoon timeslot. Great attendances witnessed the four games played on Anzac Day Friday, while big crowds ventured to Noble Park over the course of the season to watch the Bulls take on Norwood, Balwyn and East Ringwood under lights. Other division one games were played on Sundays at Lilydale and East Ringwood.

In a further change from tradition, both Norwood and Vermont introduced alternate jumpers during season 2008, with a number of other clubs looking to do likewise in 2009. Doncaster East moved into division two unveiling a new blue-based Lions jumper.

New Director of Umpiring Murray Black oversaw an expanded coaching and development framework, continually trying to improve the standard of umpiring across the junior and senior umpiring ranks. Umpire appointments during finals were expanded to include three boundary umpires and an emergency goal umpire to increase accuracy and performance. With more than 400 appointments to be filled each week, the umpires board continues to do a wonderful job for the league.

The 2008 season also saw the introduction of the Footyweb transfer and player database system, along with some changes to the way online scores are managed. As with any new system there are some improvements to develop as we move forward, but as a general rule the system provided both club and league officials with a much simpler way to process more than 2,500 clearances for the season.

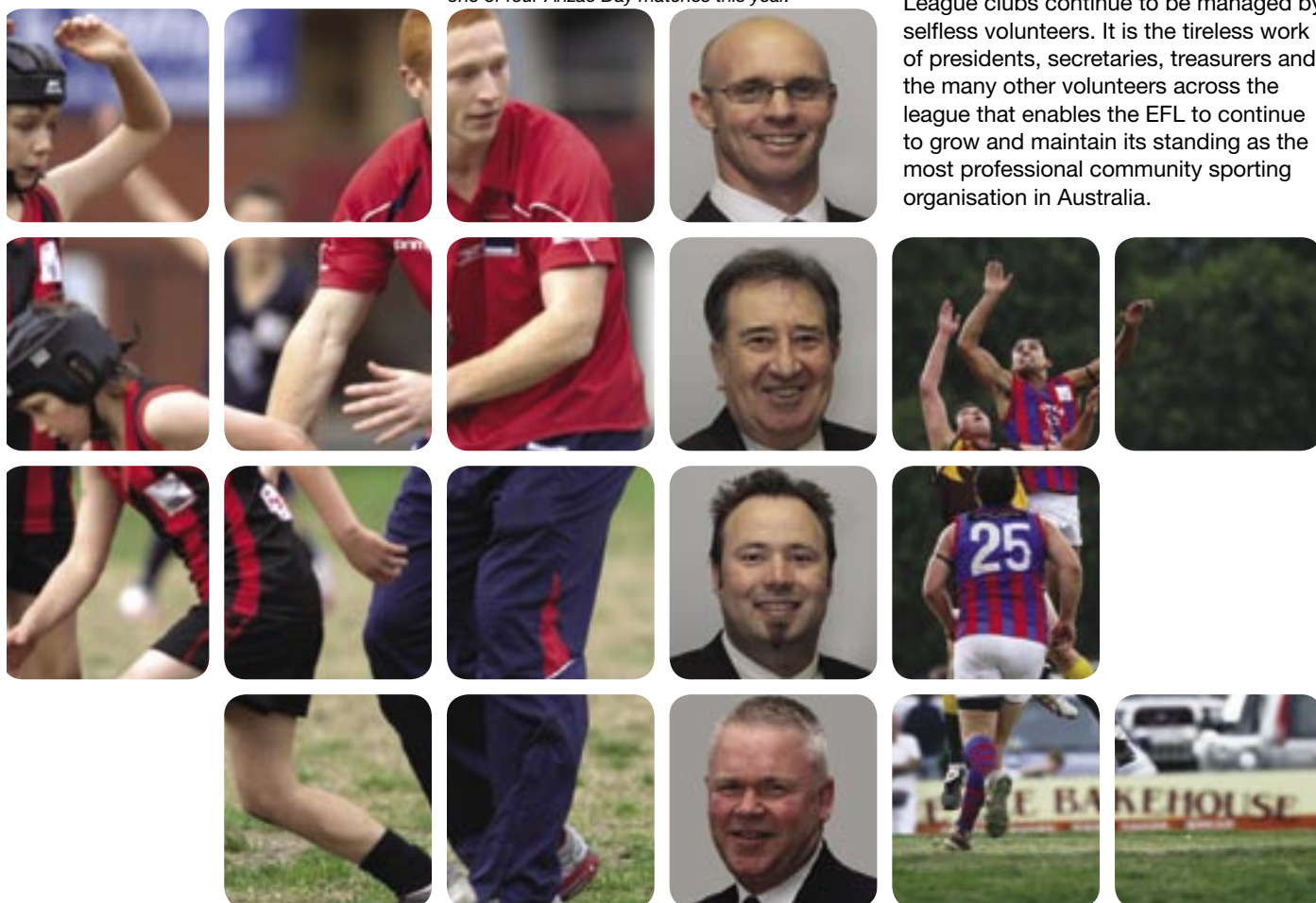
This page from top left-right: Former Croydon player, now Melbourne midfielder, Matthew Bate returned to the EFL for Community Football Weekend; The football operations team: Phil Murton, Rod Cordwell, Anthony Stanguts and Murray Black; Boronia versus Upper Ferntree Gully was one of four Anzac Day matches this year.

Community interest in the EFL has never been greater. Anthony Stanguts and his media team continue to provide radio, web and written coverage unequalled in local football across Melbourne. Home and away games were well attended across all senior divisions and record crowds were on hand at many finals during August and September, culminating in a record division one grand final crowd.

The league continues to be well served by a professional and dedicated group of independent tribunal members and investigation officers. The scrutiny of behaviour for all involved in our games continues to grow and the EFL is committed to providing a safe environment for the game to be played in.

The trainers association again provided tremendous support to the league and our clubs, organising sports first aid and level one courses and providing training services to the umpires during the finals series. Graeme Cocking and his committee must be thanked for their efforts during the year.

The operations of Eastern Football League clubs continue to be managed by selfless volunteers. It is the tireless work of presidents, secretaries, treasurers and the many other volunteers across the league that enables the EFL to continue to grow and maintain its standing as the most professional community sporting organisation in Australia.



Senior Competition

While the ongoing drought continued to disrupt the preseason preparation of all teams across the EFL, the 2008 EFL season was fortunate to be able to begin as scheduled. The league continues to work with local councils and the state government to upgrade facilities to more sustainable surfaces and there are a significant number of grounds undergoing warm season grass integration programs in the lead up to the 2009 season.

In what was the 150th year of Australian Football, a number of activities were arranged as part of the celebrations. On May 10 - with no AFL games being played - AFL players returned to their local clubs which resulted in large crowds attending many EFL games across the competition. Commemorative medals were struck and presented to the best on ground in all senior games and to volunteers chosen by clubs.

Blackburn made the division one finals for the first time since 1975, winning their way into the first semi final with a thrilling elimination final win over East Ringwood at Box Hill City Oval. Perhaps the story of the year, however, was the Glen Waverley Hawks getting within 21 points of the division four grand final, having won only two games in the previous three years, including a 50 game losing streak. For the teams that didn't make the finals, a statistic to take into account is that seven of the seventeen senior finalists did not make the finals in the previous season, including eventual premiers Wantirna South and Waverley Blues.

Grand final day again drew large crowds to witness a tremendous finish to the season across all divisions. The first weekend of grand finals saw two fantastic finishes. Heathmont hung on against a fast finishing Chirnside Park for a three point victory to claim the division four premiership in front of a record crowd. In division three a Ryan Tily goal in the dying minutes of the grand final ensured Waverley Blues promotion to division two in 2009 against minor premier Mooroolbark.

The BJS Insurance Overall Champion Club, Mulgrave, won the colts and reserves premierships in division two but was comprehensively beaten by Wantirna South in the senior game by 98 points at Walker Park in Mitcham. In the veterans, Boronia went back to back with a victory over Bayswater in the grand final.

For the first time in recent memory, six different clubs took part on division one grand final day. Knox defeated Norwood in the colts grand final to claim their fourth colts premiership in a row and East Burwood showed that bright times may not be that far away with a win over Blackburn in the reserves. In the senior game, a star studded Balwyn team reversed a 60 point second semi final loss to Vermont to claim the clubs first Eastern Football League division one premiership in only their second year in the competition.

In all, twelve different clubs won premierships in the thirteen senior competitions, with only Mulgrave (reserves and colts) winning multiple flags.



The careers of some of the leagues great players came to an end in 2008. East Ringwood's Daniel Sheers, after being named captain of the SEN Division One Team of the Year for the second year in a row, retired. Noble Park captain Daniel Donati, one of the competitions leading onballers for much of the past decade, called it a day along with fellow Noble Park dual premiership player Adrian Little. Goal kicking machines Nick Tennant and Stuart Wynd also retired, the latter bringing up his 1,000th goal in the EFL late in the season. Troy Swainston (Waverley Blues), Scott Postill (Croydon), Adam Coghlan (East Burwood) and Brad Neil (Doncaster) were some of the other players who retired after distinguished careers in the EFL.

In the 150th year of Australian Football, much has been made of the contribution of volunteers to our great game. This is no more evident than in the Eastern Football League, where the efforts of volunteers ensure our clubs and the league continue to grow and prosper.

Phil Murton



This page left-right: Kilsyth won the 2008 division four reserves premiership; South Belgrave became the 42nd senior club in the EFL in 2008; Blackburn made the division one finals for the first time since 1975.



Junior Competition

The junior season commenced as scheduled on April 13 with a record 285 teams competing across eight age divisions. The percentage growth of 2.5%, whilst being down on the previous season, still represents significant growth within our competition.

However the growth in the non competitive area is placing a strain on the early timeslots and if numbers continue to expand at current rates we may have to give thought to some Friday night fixturing.

Increased team numbers naturally result in a demand for increased umpires. The ability of Director of Umpiring Murray Black and Junior Field Umpire Coach Phil Hermann to recruit, coach and retain the 185 young field umpires required each week has been essential to our growth.

Lightning Premiership

We welcomed the Commonwealth Bank as the principal sponsor for the 2008 lightning premierships.

Kilsyth FC hosted the under 10 and 11 Commonwealth Bank lightning premierships at Pinks Reserve with a record 39 and 37 teams respectively participating across the two days.

Congratulations to under 10 premiers Bayswater, East Burwood, East Ringwood, Lilydale, Norwood Black and St Simons. The best conducted club was Knox.

In the under 11 section East Ringwood, Ferntree Gully Eagles, North Ringwood Red, Upper Ferntree Gully and Vermont were successful with Glen Waverley Rovers being adjudged the best conducted club.

Congratulations to East Ringwood for their success over the two days.

Interleague

The EFL entered three teams in the "Go for Your Life" Metropolitan Junior Championships. With the addition of a second under 14 team this season, 72 boys were provided with an opportunity to represent the EFL. All players were provided with a newly designed squad uniform.


The revamped championship format saw our teams travel far and wide from Mt Macedon in the north to Pakenham in the south.

The under 14 division one team defeated the Riddell FL but was defeated by the Northern FL and Yarra JFL. Most valuable under 14 division one interleague player was Lachlan Koger of the Chirnside Park FC.

The under 14 division two team defeated the Dandenong & District JFL and were defeated by Waverley JFA and Essendon District FL. Most valuable under 14 division two interleague player was Jai Jordan of the Mooroolbark FC.


The under 15 division one team defeated the Waverley JFA but were defeated by the Northern FL and Yarra JFL. Most valuable interleague player was Nicholas Sargent from Lilydale FC.





Previous page from top left-right: The junior committee: Leon Bailey, Colleen Lockhart, Bernard Fewster, Marilyn Hoggett, and Ian Singleton; The Commonwealth Bank this year sponsored the under 10 and 11 lightning premierships.

This page top left-right: The Lilydale under 12A team break through their banner on grand final day; Bayswater were victorious in the under 15C grand final this year, defeating Croydon; South Croydon won the under 14C grand final.



Appreciation is extended to:

Coaches:

- Under 14 - 1 Gary Monopoli
- Under 14 - 2 Mark Pascoe
- Under 15 Tom Humphrey

Trainers:

- Grant Hughes, Peter Petrou and Mick Mirra

Clubs:

- Knox FC for hosting jumper presentation night
- Noble Park FC and Waverley Blues FC for hosting interleague fixtures

In preparation for the 2009 interleague carnival an under 13 squad training was assembled in the September school holidays. 80 players were invited to trial with selected players returning in November for further selection trials.

Finals

The expansion to a final five across all divisions proved to be an outstanding success with 32 (of 34) different clubs being represented in the final series.

12 individual clubs took out the 15 premierships with Norwood (3) and Rowville (2) being the only multiple winners.

Congratulations to all divisional premiers and thank you to the 15 clubs who hosted the junior finals.

Presentation Night

Karralyka Centre was the venue for the culmination of the 2008 season. League best and fairest winners were presented with inaugural medals whilst runners up, umpires and interleague representatives received trophies. Revamped premiership flags were also distributed to premier teams.



The Gordon Parker Best Conducted Club Award was presented to Knox JFC.

Junior Seasonal Statistics

- 34 clubs entered a record 285 teams
- Average teams per club 8.4
- 7,125 players competed in 140 matches per week
- 2,050 games played (including finals)
- 185 field umpires required per week
- 230 players played 100 games and received EFL medallions

Thanks to junior chairman Leon Bailey, the junior committee, General Manager – Football Operations Phil Murton, Media Manager Anthony Stanguts, league staff and Junior Field Umpire Coach Phil Hermann.

Rod Cordwell



Media

In excess of 20 volunteers helped create the league media coverage in 2008. The quality of our coverage continues to grow as we attract a dedicated team that are committed to promoting the EFL and its clubs in a positive nature via print, radio and our website.

Over recent years we have approached universities offering media and journalism courses to try and attract students to help out with our media team. Having students join our media team is not only beneficial to our coverage, but also helps those students gain experience in their chosen field. The reaction we receive from the universities each year is positive, and once again this year we were able to 'recruit' a number of students to various roles throughout the year.

Gavin Casey was again at the helm of The Huddle on Wednesday nights on Radio Eastern and was joined by Paul Hooper and Nat Edwards. The team this year focused more on in depth interviews with their guests, limiting the number of guests per show than previous years. During finals time the program again named the SEN Teams Of The Year leading up to the respective senior grand finals, with the division one team named at The Main Event II.

Shaun Kelly this year took over the host role of EFL Sunday from Matt Lee and did a fantastic job. Like Gavin, Shaun does a lot of work behind the scenes organising guests and ensures all four divisions are covered in the two hour Sunday time slot. With his Sunday commitment and his regular Friday Preview, Shaun definitely shows his love and passion for local football via his contribution to the media team.

A pleasing aspect of the media team this year was the ability of people to challenge themselves by trying different roles. Over recent years the team has



struggled for commentators at the end of the season for junior and senior finals, but this year Dyson Baker and Dale Crotty both experienced radio commentary during the year as well as DVD commentary during the finals and acquitted themselves well.

The EFL media awards again recognised the contribution of the EFL volunteer media team, as well as the coverage received by the EFL from the mainstream media. The Main Event II function held on the Monday evening prior to the division one grand final showcased the talent of the media team as they reviewed season 2008 in the EFL, as well as previewing the division one grand final and the SEN Division One Team Of The Year.

One of the presentations on the night was the media personality of the year award. With the support of Radio Eastern, the league this year named the award in memory of Clinton Grybas who passed away earlier in the year. Grybas received his start in sports reporting at local community station Radio Eastern 98.1fm before moving into mainstream media with the ABC, followed by 3AW and Foxtel. This year's winner was Paul Hooper, and he was presented with the award by former Radio Eastern football host Les Ferguson.

The league's relationship continued with sports radio station SEN, which saw the return of our regular Thursday night EFL

segment at 10:10pm. By years end the segment had expanded to include audio from our various radio programs, further developing the segment and promoting the league to a wider audience. A big thank you goes to SEN evenings host Mark Fine for his support of local football.

We once again thank our valued media advertisers. Over the last few years we have worked closely with local businesses and advertisers to work out how to best promote their products and services. With our media coverage now so vast and attracting a bigger audience, there are more ways to promote advertisers from a football record ad, to radio promotions or naming rights of various aspects of our coverage. Thanks to: Advanced Brake and Clutch Services, Eastern Ranges, Hog's Breath Café Knox, Knox Tavern, Menzwear Direct, Noble Park Social Club, The Cash Store, Topline Sports and Widetread Tyres – a Dunlop Super Dealer.

Finally, a very big thank you goes to all the 2008 media team: Dyson Baker, Grant Campbell, Gavin Casey, Dale Crotty, Nat Edwards, Brad Henderson, Paul Hooper, Alana Hughes, Nick Johnstone, Laura Jolly, Shaun Kelly, Aaron Kirkby Rodier, Steph Kirkmen, Patrick Lane, Ryan Lepore, Rachel Lindley, Peter McArthur, Tristan Maddocks, Alicia Muling, Mitchell Raymond, Ron Welsh and the Sportsvision team.

Anthony Stanguts

Tribunal

The spirit in which matches in the Eastern Football League are played is perhaps our greatest advertisement and is a result of league policies, umpiring standards and club expectations.

In season 2008, the conduct of players and officials across the EFL continued to improve with 153 reported offences referred to the tribunal, down 12% from 2007. With 3,458 games being played throughout the course of the season, this

represented one report for every 22 games that were played. Since the 2006 season, there has been a 29% reduction in the number of reported offences referred to the tribunal, a trend we hope to see continue.

Over the last two seasons, the league has maintained records of players who receive yellow or red cards from umpires for both reportable and non reportable offences. In 2007 this information was distributed to clubs for statistical purposes only, however

in 2008 a range of financial sanctions were introduced for teams that received 10 or more yellow/red cards and individuals who received three or more yellow/red cards during the season. Increasing clubs awareness of teams and individuals that are transgressing appears to have resulted in changes in behaviour with the number of teams receiving 10 or more yellow cards down from 30 in 2007 to 18 in 2008 and the number of individuals receiving three or more yellow cards down from 35 in 2007 to 14 in

Umpires

Significant changes greeted umpires returning for preseason 2008. My appointment as Director of Umpiring brought with it a new coaching panel of seven experienced and motivated former umpires to take umpiring into the new season.

The recruiting program successfully brought 155 new umpires into our EFL ranks. Of these 10 had experience at an AFL/VFL level. Female umpiring numbers doubled to 14 and six former players commenced umpiring at different stages of the season. Former players who umpire are able to quickly adapt and become a valuable resource to the game. In the EFL ranks over 40 umpires have played before moving into field umpiring and enjoy the experience as much as their playing days.

Junior umpires were bolstered by 85 of the new recruits; a number required each season to meet the growing junior football competition.

Of the new coaches Peter Enright, a former senior EFL umpire, managed the important role of fitness. Understanding the required level of fitness for the demands of a professional competition he carefully planned strength and running programs that proved beneficial with umpires quickly showing signs of overall improvement through various fitness tests.

Anthony Vincitorio, previously with the VFL, joined as senior field coach. Marc Lawson was his assistant and both set about dedicated skills programs aimed at bringing the basics of field umpiring back to the group.

The decision to throw the ball up this year resulted in new skill programs around ruck contests. Overall the decision not to bounce was beneficial for both the game and umpires.


Boundary coach Des Seaton with assistant Andrew Wheeler had a challenging role this year with the loss of experience from the group. The effort therefore to skill new recruits with the appropriate level of fitness for games at EFL level was significant. During the finals series the EFL used three boundary umpires in all senior finals, a new initiative that was a success and contributed to meeting the demands of the increased pace of our game.

Garry Baumgarten, a former VFL goal umpire and seven year goal umpire coach with the VAFA, joined to lead goal umpiring for season 2008. His professionalism and capabilities quickly improved our list of umpires who were also introduced to fitness and coordination programs for the benefit of match day.

Junior umpiring was professionally led by Phil Hermann in his seventh year in the role. With 185 junior games each week, the critical aspect is filling games with capable umpires with many only in their first season. This is helped by the fact that many play football and therefore have a strong understanding of the rules.

Senior field umpires took on the responsibility of coaching during games, running with the younger umpires in our ranks. Mark Nash and Gavin Dore, with three AFL grand finals between them, contributed to the improved skills of younger umpires with several games during the season.

The AFL Umpires Association provided Scott McLaren and Damien Sully as mentors to four of our best talent. The "Mates Program" now in its third season is successful due to the transfer of knowledge and coaching AFL umpires receive weekly, and with that comes the experience Scott and Damien have acquired over many seasons.



Damian Devincentis was awarded the prestigious Golden Whistle Award for the best young talent in EFL umpiring. Damian umpired the third division senior grand final in his 70th game and third season of umpiring.

Finally thank you to the EFL management team and staff that provided significant support during my initial season – it has been a primary reason for the improvement in all disciplines.

The satisfaction of coaching, leading and managing umpires during 2008 has been immense, however, due to work and family commitments I will be unable to commit another season. With the new foundations now imbedded, umpires are more motivated and skilled than before. I believe 2009 season will see new talent emerging to meet the games professional improvement now expected in the EFL.

Murray Black

2008. The total number of yellow/red cards issued in 2008 was 14% less than in 2007.

While one card is one too many, the league will continue to look at ways of identifying inappropriate actions and introducing ways to modify that behaviour.

The independent tribunal welcomed Amelia Burgess as a new member and we look forward to her continued involvement over the coming seasons. Unfortunately Glenn Heatley and John Fuller had to leave due

to other commitments. Chairman Robert Murray continued to lead the tribunal, despite having to take some leave of absence due to illness later in the year.

The league conducted a number of investigations into incidents referred to it by clubs, continuing to highlight the reluctance of players and clubs alike to accept inappropriate behavior. Again the league was fortunate to utilise the services of experienced and well credentialed

investigation officers who carried out this difficult task in a professional manner and many thanks go to Kevin Barrie, Tim Cron and Roger Schranz for the role they performed throughout the season.

The tribunal plays an important role in setting the boundaries on the behavioral standards by which the league is judged. The tribunal again carried out this role in a manner that helps maintain the reputation and standards expected of our league.

Season 2008

November

EFL Annual General Meeting held at Karralyka Centre in Ringwood. Fixture released featuring 42 clubs with the introduction of the South Belgrave FC to division four and the elimination of the bye in division three. Steve Jones steps down from his role as board chairman and Graham Halbish is elected to the position unopposed. David Flintoff is elected to the EFL board.

End of year junior delegates meeting held at Blackburn JFC. Topics discussed include 2008 fixture dates and proposed rule changes.

December

All EFL senior coaches are confirmed for the 2008 season, with 17 coaching changes across the four divisions. Notable inclusions are former AFL players Kris Barlow (Hawthorn), Justin Charles (Footscray/Richmond), Daniel Harford (Hawthorn/Carlton) and Matthew Young (Hawthorn/St Kilda) appointed at Noble Park, Lilydale, Balwyn and Donvale respectively.

January

The Eastern Football League mourned the passing of popular sports commentator Clinton Grybas. Clinton had a strong association with the EFL, not only being the number one ticket holder at the Warrandyte FC, but also receiving his start in sports reporting at local community station Radio Eastern 98.1fm.

The EFL announce the appointment of Murray Black as its new Director of Umpiring. A former EFL, VFL and VFA umpire, Murray brings a wealth of umpiring experience to the role which will see him focus on the development and training of the umpiring group.

Trainer, umpire and coach accreditation courses conducted pre-season.

February

Club Administrator courses held at EFL house, covering Committee Management, Football Operations and Financial Management.

Computer courses held at Ringwood Secondary College. Club representatives are educated in the new Footyweb system for database management, online transfers and online scores.

The members of the Donvale and Mitcham Football Clubs unanimously vote to go it alone, after they were asked to consider opportunities for a merger between their two clubs. Committees of each club had been in discussions for some months regarding the potential for a merger and presented the concept to members for their consideration at special general meetings. Members of both clubs however were adamant that their clubs will stand alone in 2008.

EFL and RDCA golfers took part in the first Eastern Sports Golf Day at Rosedale golf course. The day formed part of the "2008 Golf Day to Remember", with money raised on the day going to "The Victorian Police Blue Ribbon Foundation". Noble Park won the four ball better ball team competition, winning \$500 worth of medical supplies from Elastoplast.

EFL wins the League Initiatives Award at the annual AFL Victoria Awards and Members Dinner. The award was in recognition of the leagues introduction of a Future Leaders Development Program. The program provides a Certificate III in Sports and Recreation designed to assist young sportsmen and women in getting more from their sport and to establish a base for a career or expanded role in Sport and Recreation.




March


League announces it will be outfitting 400 club runners and 800 water boys in new black and fluoro green uniforms.

EFL introduces Working with Children bylaw ahead of legislation aimed to provide increased protection for juniors.

This page left-right: Paul Nigro (right) took over the coaching role at Mitcham for season 2008; Guests at the second Ladies of the East function for the year, Kelly Breazeel and Eloise Southby-Halbish.

Right clockwise from top left: Division one premiers - Balwyn; Balwyn defender Seamus Billings; Captain and coach, Brett Moyle and Daniel Harford, hold aloft the division one premiership cup with Roc Harry (middle) joining the celebrations; Division one grand final best on ground - Brad Smith (left).







This page clockwise
 from top left:
 Wantirna South
 break through their
 banner on division
 two grand final day;
 Premiership player Brad
 Hutchinson in action;
 Coach Jason Heatley
 and captain Scott
 Edgcombe celebrate
 their premiership win for
 Wantirna South, as their
 teammates converge on
 the dais; Division two
 premiers 2008 - Wantirna
 South; Chris Phillips
 takes a high mark on
 grand final day.



This page left-right: Upper Ferntree Gully won this years division three colts grand final; Kevin Sheedy (right) was guest speaker at the EFL Season Launch hosted by Anthony Stanguts.

Season 2008

In association with the Australian Drug Foundation, the EFL introduces an Illegal Drug Policy that provides clubs with useful information about illicit drugs and a guide on how to manage illicit drug issues should they arise.

EFL announce four new ball sponsors for season 2008. There are to be three different ball sponsors for full size footballs: Melbourne's major sports radio station 1116 SEN, new imported beer brand Salitos and Totally Workwear in association with Blundstone. In 2008 all junior size footballs to feature a new soft drink and water brand Hartz.

Coaches forum held at Knox FC including information relevant to the upcoming season on rule changes, coaching accreditation and membership of the Australian Football Coaches Association (AFCA) and the role of the tribunal and investigations. The night also includes two guest speakers - Mark Evans, Hawthorn Football Club General Manager - Football Operations who discussed current trends in Player Development, and Glen Murdoch from Dartfish Software who presented on the use of video analysis in local football.

Junior delegates meeting held at East Burwood FC. Topics discussed were Working with Children Bill, junior umpire recruitment and the expansion of the junior interleague program.

April

Colts fixture released featuring four divisions, with eight sides in both division three and four colts. The draw sees a number of new clubs fielding colt teams: Balwyn and Templestowe field a combined side in division one, Coldstream in division three and a combined Eastern Lions / Boronia 2 side in division four. Rowville again field a second side to play in division four.

EFL season launch held at Knox Club. Guest speaker on the night is former Essendon coach and 150 Years of Australian Football Ambassador, Kevin Sheedy.

Vega 91.5fm breakfast host Ian "Dicko" Dickson plays in a midweek intra club match with the North Ringwood FC.

Junior fixture released with a record 285 teams to participate across the 26 divisions.

Veterans fixture is released. The competition features 10 teams with Mooroolbark and Vermont entering their first veteran sides.

League announces new under 21 player award for season 2008 with the support of new sponsor Leader Newspapers. The new award is titled the Leader Young Gun Award and recognises two of the best under 21 players each week, (one from division one & two and one from division three & four) with coverage on the winners in the Leader papers the following week.

South Belgrave records their first EFL win by defeating Kilsyth by 14 points away from home in round two.

May

League announces Commonwealth Bank as naming rights sponsor for the 2008 junior lightning premierships. Commonwealth Bank lightning premierships held at Pinks Reserve in Kilsyth over two weekends, with under 10 and 11 teams competing.

As part of the 150 Years of Australian Football celebrations, EFL clubs participate in the Community Football Weekend on May 10 and 11. No AFL matches are fixtured for this weekend, giving all football supporters and AFL players the opportunity to return to local footy and celebrate its integral role in the community. Many clubs planned special events to celebrate 150 years of football.

The league conducts the "Ump's Shout", which saw the captain and coach of opposing senior teams invited to meet with the field umpires for a drink after the game on Saturday May 24.

Season 2008

Ladies of the East hold their first function of the year, with guest speakers EFL chairman Graham Halbish, former Wantirna South president Tony Gawne and Karen Landgren from Knox Community Health ("Knox Accord").

June

The EFL has three sides, two under 14's and one under 15, compete in the 'Go for your life' Metropolitan Junior Championships.

In conjunction with the Cancer Council Victoria, the EFL joins the fight to tackle cancer and takes part in the 'Call to Arms'. Players are asked to wear yellow armbands during matches on Saturday 19 and Sunday 20 June and make a contribution to the Cancer Council. Warrandyte (senior) and Blackburn (junior) raise the most for the cause and receive a Cadbury Hamper each, kindly donated by Accredited Distributors.

The EFL media team welcomes the support of Widetread Tyres, in Lilydale and Ferntree Gully. Widetread will carry the naming rights to the 'Saturday Night Scoreboard' from 5:50pm on 98.1fm every Saturday night for all the final scores from EFL senior matches.

July

EFL female field umpire Eliza Broadbent officiates in the EJ Whitten Legends match at the Telstra Dome.

The venues for the senior finals are announced with the hosts to be: Bayswater and Box Hill – division one, Mitcham – division two, Ringwood – division three, Boronia – division four.

August




Ladies of the East hold their second function of the year. Guest speakers include retired Australian and Melbourne Phoenix netballer Eloise Southby-Halbish, and Kelly Breazeel, the assistant senior coach at Nunawading.

State Sport and Recreation Minister James Merlino announces funding in support of the EFL Ground Sustainability Subsidy Program. Six councils join the program to upgrade 19 grounds.

Junior grand final matches held at Donvale, East Ringwood, Kilsyth, Scoresby and Vermont with 12 different premiers across the 15 competitive divisions.



This page left-right: Montrose finished in fifth spot on the division two ladder this year; Eliza Broadbent (left) umpired in this years EJ Whitten Legends game.



Senior finals participants meeting held at Scoresby FC. Topics discussed were finals match day structure, qualifications for finals and club requirements.



Vermont full forward Matt Greig kicks three goals in round 17 against Lilydale to be the first EFL senior player to reach 100 goals for the year. By the end of the home and away season, Greig is joined by Balwyn's Patrick Bowden and Rowville's Murray Silver who both also kicked 100 goals for the year.

September

The 'Main Event II' function is held at the Knox Club in Wantirna in the week leading up to the division one grand final. Special guests on the night include SEN drive host David Schwarz and impersonator Andrew Startin. The EFL media team took a look at the season that was in 2008 and preview the division one grand final, as well as announcing the SEN Division One Team Of The Year and the winners of the EFL media awards.

Boronia win back to back veterans premierships defeating ladder leader Bayswater in the grand final at Pinks Reserve, Kilsyth.

After finishing runner up in 2007, Heathmont claimed top spot on the ladder this year in division four but were defeated by Chirnside Park in the second semi final. Heathmont had to defeat the Glen Waverley Hawks, who in their first senior final series defeated the Eastern Lions a week earlier, to set up a rematch with



Chirnside in the grand final. In a similar style game to the second semi, Heathmont were this time able to hold on for victory.

After losing four of their last five matches of the division three home and away season, the Waverley Blues enjoyed a form reversal come finals time. The Blues came from third spot on the ladder to defeat Boronia, Nunawading and minor premiers Mooroolbark to claim their first division three flag and will make the rise to division two next year.

Wantirna South claimed top spot on the division two ladder in the final round of the year, but had to earn their grand final position following a second semi final defeat to Mulgrave. Wantirna South faced Rowville in the preliminary final, who had overcome 2007 grand finalist South Croydon the previous week, and were able to defeat the Hawks to set up a rematch with Mulgrave. In the grand final Wantirna led from start to finish and will make their second jump into division one next year – the first being in 2005.



This page closewise from top left: Premiership player Ben Sims in action; Division three premiers for season 2008 – Waverley Blues; Corey Nehez attempts a mark in the grand final; Premiership defender Troy Swainston; Blues ruckman Gene Saultry.



This page clockwise from top left: The Glen Waverley Rovers won the Best Conducted Club Award at the under 11 lightning premiership; Forest Hill won the under 16C grand final in 2008; One of the Future Leaders classes for 2008.

Season 2008

Balwyn claimed their first EFL senior premiership with a convincing second half in the grand final against Vermont, bringing the Eagles three year reign as premiers to an end. Finalists East Ringwood and Noble Park were joined by Blackburn competing in their first division one finals series since 1975. The grand final featured the two top teams on the ladder, but amazingly the closest result between the two sides in their four encounters for the year was the grand final margin of 51 points.

For the third year EFL and Blue Ribbon Foundation join forces on division one grand final day to remember those in the police force that lost their lives in the line of duty.

First stage of the under 13 development squad conducted at Kilsyth Recreation Reserve during September school holidays with over 80 players in attendance.

October

Junior presentation night held at the Karralyka Centre in Ringwood. 420 guests witnessed the presentation of the premiership flags and for the first time medals were presented to the 17 best and fairest winners across the 15 divisions. Knox JFC receives the Gordon Parker Best Conducted Club Award.

Chandler Medal Night held at The Grand on Cathies Lane. Best and fairest awards revealed across the 13 divisions with Champion club, goal kicker and umpire awards also presented. The Trophy Town Achiever of the Year award went to Stuart Wynd who kicked his 1,000th career goal in season 2008. Ian Atkinson becomes the first EFL senior player to win three league best and fairest medals in a row in the same division – winning his third division four league best and fairest at Forest Hill.

Invitations for the 2009 under 14 interleague squad are sent to selected players from the under 13 development squad.

Ferntree Gully Eagles junior coach Joel Farrelly, Montrose junior coach Keltie Blake and Knox under 12 coach Gary Monopoli are named the 2008 youth, female and junior coach of the year respectively, at the Eastern Region Coaches Association presentation evening.

EFL Director of Umpiring Murray Black steps down from his role after one year in the job.

League appoints Cameron Nash to the role of Head of Umpiring, Coaching and Development. Cameron brings with him a wealth of experience as an umpire with the VFL where he umpired 125 senior games over a nine year period.

EFL clubs vote to accept an application from Canterbury FC to join league in division four in season 2009.

Junior Interleague



Under 15

Round One

Eastern Football League	9.9.63	def by	Northern Football League	23.11.149
-------------------------	--------	--------	--------------------------	-----------

Round Two

Eastern Football League	3.5.23	def by	Yarra Junior Football League	9.13.67
-------------------------	--------	--------	------------------------------	---------

Round Three

Eastern Football League	8.18.66	def	Waverley Junior Football League	9.11.65
-------------------------	---------	-----	---------------------------------	---------

Interleague Most Valuable Under 15 player: Nicholas Sargent – Lilydale



Under 14 - Division One

Round One

Eastern Football League	9.11.65	def	Riddell Football League	7.8.50
-------------------------	---------	-----	-------------------------	--------

Round Two

Eastern Football League	7.12.54	def by	Northern Football League	13.15.93
-------------------------	---------	--------	--------------------------	----------

Round Three

Eastern Football League	9.7.61	def by	Yarra Junior Football League	9.11.65
-------------------------	--------	--------	------------------------------	---------

Interleague Most Valuable Under 14 Division One player: Lachlan Koger – Chirnside Park



Under 14 - Division Two

Round One

Eastern Football League	5.9.39	def by	Waverley Junior Football League	14.9.93
-------------------------	--------	--------	---------------------------------	---------

Round Two

Eastern Football League	6.6.42	def by	Essendon District Football League	7.5.49
-------------------------	--------	--------	-----------------------------------	--------


Round Three

Eastern Football League	13.10.88	def	Dandenong & District Junior Football League	9.11.65
-------------------------	----------	-----	---	---------



Interleague Most Valuable Under 14 Division Two player: Jai Jordan – Mooroolbark





Left: Darcy Tasker



Left: Mitchell Remington



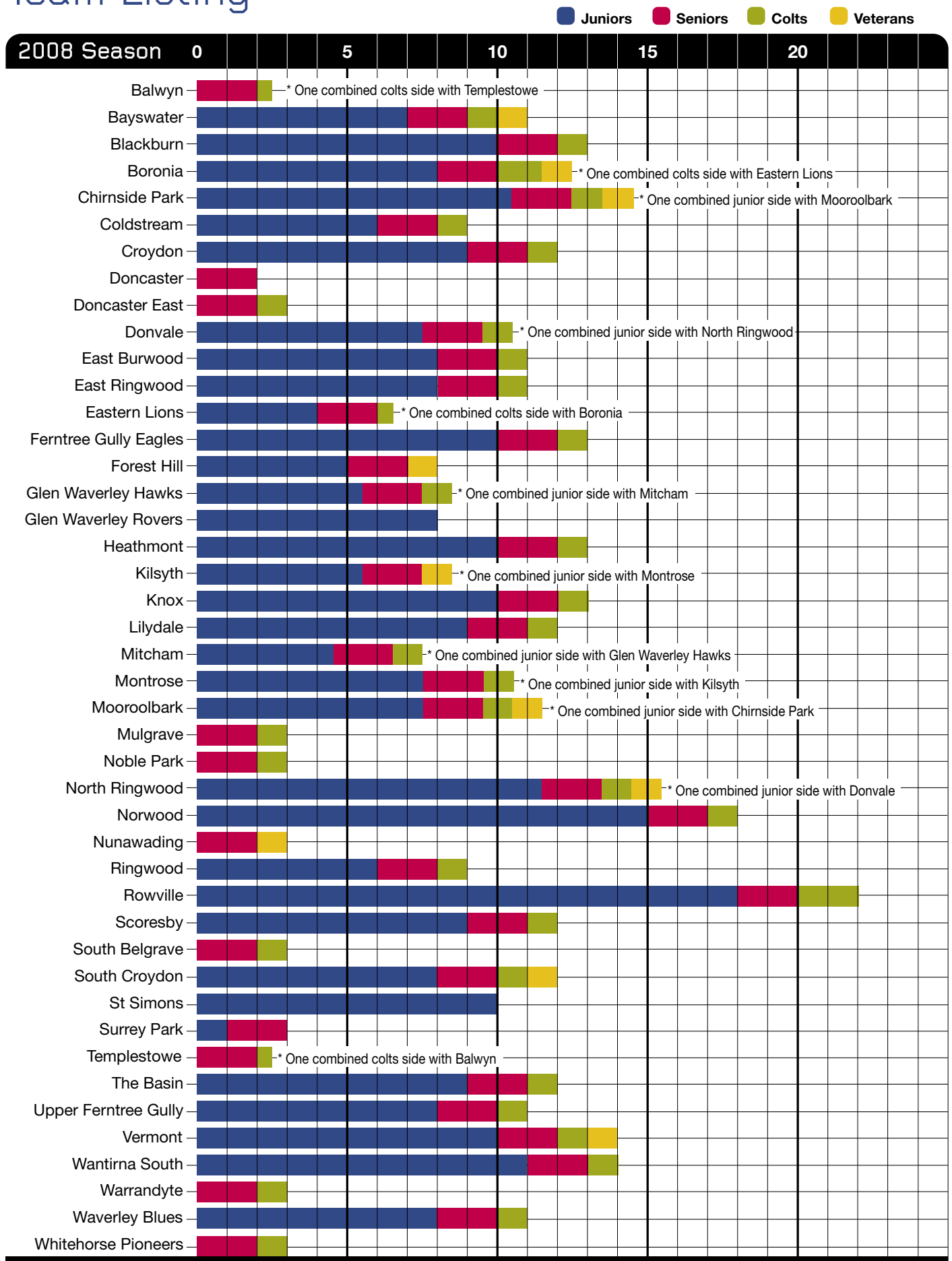
Below: Joel Goulet





This page clockwise from top left:
 Premiership defender Michael Fraser;
 Premiership player Alistair Knudsen; Division four
 grand final best on ground – Josh Byerlee (right);
 Heathmont were the division four premiers in 2008;
 Premiership captain and coach, Levi Horton and
 Peter Forsyth, celebrate Heathmont's grand final win.

Team Listing



Awards

Best and Fairest		
Division One Seniors Chandler Medal		
Kris Bardon	Vermont	26
Division One Reserves		
Lachlan Ezard	Blackburn	22
Division One Colts		
Wayne McInerney	Vermont	22
Division Two Seniors Wright Medal		
Matthew Robinson	Rowville	24
Division Two Reserves		
Brett Hardham	Wantirna South	20
Division Two Colts		
Jake Motteram	Montrose	17
Division Three Seniors Edie Medal		
Dean Grice	Boronia	19
Matt Price	Coldstream	19
Division Three Reserves		
Danny Mihran	Nunawading	14
Division Three Colts		
Nathan Allen	Boronia	20
Division Four Seniors James Medal		
Ian Atkinson	Forest Hill	25
Division Four Reserves		
Sandeep Rana	Heathmont	22
Division Four Colts		
Aaron Potter	Chirnside Park	36
Veterans		
Jason Heffernan	Bayswater	13
Scott McAuley	Kilsyth	13
Stanley Peacock	Mooroobark	13
Under 16 Division A		
Thomas Schneider	Blackburn	31
Under 16 Division B		
Xavier Barry-Murphy	Heathmont	25
Under 16 Division C		
Scott Laing	Ringwood	23
Under 15 Division A		
Nicholas Sargent	Lilydale	28
Thomas Wynne	Norwood	28
Under 15 Division B		
Karl Toce	Donvale	24
Under 15 Division C		
Mitchell Hayes	Waverley Blues	31
Under 14 Division A		
Sam Hudson	Blackburn	29
Under 14 Division B		
Mitchell Grubb	Bayswater	30
Under 14 Division C		
Liam Cox	South Croydon	29
Under 13 Division A		
Jack Edwards	Rowville	26
Under 13 Division B		
Thomas Gladman	Glen Waverley Rovers	29
Under 13 Division C		
Nathan Fredericks	Scoresby	39
Under 12 Division A		
Chris Dimitriadis	North Ringwood	21
Ryan Harvey	Lilydale	21
Under 12 Division B		
Joshua Wylde	Knox	42
Under 12 Division C		
Jarrold Healey	Coldstream	28

Trophy Town		Achiever of the Year
Stuart Wynd		Knox
Club Warehouse		Trainer of the Year
Chrys Abraham		Ferntree Gully Eagles
Trophy Town		Leading Goal Kickers
Division One		
Matt Greig	Vermont	110
Division Two		
Murray Silver	Rowville	101
Division Three		
Andrew Swain	Waverley Blues	68
Division Four		
Matt Carnelley	Glen Waverley Hawks	74
Grand Final Best on Ground		
Division One		Cliff Tomkins Medal
Brad Smith		Balwyn
Division Two		Gordon Parker Medal
Mark Dimashki		Wantirna South
Division Three		Les Leete Medal
Tom Miles		Waverley Blues
Division Four		Frank Bibby Medal
Josh Byerlee		Heathmont
BJS		Champion Club Award
Division One		
Vermont		
Division Two		
Mulgrave		
Division Three		
Mooroobark		
Division Four		
Heathmont		
Overall		
Mulgrave		
Umpire Awards		
Best Senior Field Umpire		
Warren Hillier		
Best Senior Boundary Umpire		
Chris Tilley		
Best Senior Goal Umpire		
Chris Jones		
Best Junior Field Umpire		
Wayne Duke		
Gordon Parker Best Conducted Junior Club Award		
Knox		
Commonwealth Bank Lightning Premiership		
Under 10 Winners		
Bayswater		
East Burwood		
East Ringwood		
Lilydale		
Norwood Black		
St Simons		
Best Conducted Club		
Knox		
Under 11 Winners		
East Ringwood		
Ferntree Gully Eagles		
Lilydale		
North Ringwood Red		
Upper Ferntree Gully		
Vermont Purple		
Best Conducted Club		
Glen Waverley Rovers		



Senior Ladders

Division One Seniors

	P	W	L	D	B	For	Ag	%	Pts
Balwyn	18	16	2	0	0	2345	1417	165.49	64
Vermont	18	14	4	0	0	2503	1439	173.94	56
Noble Park	18	13	5	0	0	2246	1511	148.64	52
Blackburn	18	12	6	0	0	2403	1730	138.90	48
East Ringwood	18	12	6	0	0	2047	1643	124.59	48
Scoresby	18	11	7	0	0	2034	1790	113.63	44
Knox	18	8	10	0	0	1837	2109	87.10	32
Norwood	18	6	12	0	0	1602	2012	79.62	24
East Burwood	18	6	12	0	0	1484	2134	69.54	24
Croydon	18	5	13	0	0	1507	1707	88.28	20
Lilydale	18	5	13	0	0	1774	2054	86.37	20
Donvale	18	0	18	0	0	1002	3238	30.95	0

Division One Reserves

	P	W	L	D	B	For	Ag	%	Pts
Blackburn	18	16	2	0	0	2017	822	245.38	64
East Burwood	18	16	2	0	0	1618	912	177.41	64
Vermont	18	13	5	0	0	1774	1185	149.70	52
Noble Park	18	11	7	0	0	1600	980	163.27	44
Scoresby	18	11	7	0	0	1620	1339	120.99	44
Knox	18	11	7	0	0	1477	1232	119.89	44
East Ringwood	18	9	9	0	0	1506	1312	114.79	36
Norwood	18	7	11	0	0	1215	1379	88.11	28
Balwyn	18	7	11	0	0	1265	1535	82.41	28
Lilydale	18	4	14	0	0	1147	2011	57.04	16
Croydon	18	3	15	0	0	1154	1448	79.70	12
Donvale	18	0	18	0	0	469	2707	17.33	0

Division One Colts

	P	W	L	D	B	For	Ag	%	Pts
Knox	18	17	1	0	0	2482	860	288.60	68
Vermont	18	15	3	0	0	2315	851	272.03	60
Norwood	18	13	5	0	0	2107	1108	190.16	52
Scoresby	18	12	6	0	0	2212	1113	198.74	48
Blackburn	18	11	7	0	0	2109	1132	186.31	44
Noble Park	18	10	8	0	0	1902	1641	115.90	40
East Ringwood	18	9	9	0	0	1705	1542	110.57	36
Lilydale	18	8	10	0	0	1598	1586	100.76	32
Donvale	18	7	11	0	0	1259	1803	69.83	28
East Burwood	18	3	15	0	0	987	2533	38.97	12
Balwyn/Templestowe	18	2	16	0	0	701	2794	25.09	8
Croydon	18	1	17	0	0	453	2867	15.80	4

Division Two Seniors

	P	W	L	D	B	For	Ag	%	Pts
Wantirna South	18	13	4	1	0	2065	1558	132.54	54
Mulgrave	18	13	4	1	0	1897	1455	130.38	54
Rowville	18	13	5	0	0	2124	1574	134.94	52
South Croydon	18	12	6	0	0	2019	1674	120.61	48
Montrose	18	10	8	0	0	1730	1836	94.23	40
Doncaster	18	9	9	0	0	1849	1773	104.29	36
Doncaster East	18	9	9	0	0	1668	1770	94.24	36
Bayswater	18	7	11	0	0	1651	1706	96.78	28
Ringwood	18	2	16	0	0	1239	1833	67.59	8
North Ringwood	18	1	17	0	0	1332	2395	55.62	4

Division Two Reserves

	P	W	L	D	B	For	Ag	%	Pts
Mulgrave	18	17	1	0	0	2005	836	239.83	68
Wantirna South	18	13	5	0	0	1568	1066	147.09	52
Rowville	18	12	6	0	0	1620	1180	137.29	48
South Croydon	18	11	7	0	0	1497	1169	128.06	44
Montrose	18	9	9	0	0	1457	1511	96.43	36
Ringwood	18	7	11	0	0	1205	1634	73.75	28
Doncaster East	18	6	12	0	0	1171	1370	85.47	24
Bayswater	18	6	12	0	0	1161	1472	78.87	24
Doncaster	18	5	13	0	0	942	1632	57.72	20
North Ringwood	18	4	14	0	0	920	1676	54.89	16

Division Two Colts

	P	W	L	D	B	For	Ag	%	%Won
Mulgrave	16	15	1	0	2	1679	818	205.26	93.75
Rowville	16	11	5	0	2	1574	1116	141.04	68.75
Montrose	16	10	6	0	2	1448	974	148.67	62.50
North Ringwood	16	10	6	0	2	1506	1189	126.66	62.50
Wantirna South	16	10	6	0	2	1292	1176	109.86	62.50
Bayswater	16	7	8	1	2	1138	1309	86.94	46.88
South Croydon	16	5	11	0	2	1146	1430	80.14	31.25
Ringwood	16	2	14	0	2	797	1561	51.06	12.50
Doncaster East	16	1	14	1	2	810	1817	44.58	9.38

Division Three Seniors

	P	W	L	D	B	For	Ag	%	Pts
Mooroobark	18	14	4	0	0	2039	1370	148.83	56
Nunawading	18	13	5	0	0	1979	1575	125.65	52
Waverley Blues	18	12	6	0	0	2016	1441	139.00	48
Boronia	18	12	6	0	0	2003	1440	139.10	48
Coldstream	18	11	7	0	0	1893	1687	112.21	44
Upper Ferntree Gully	18	10	8	0	0	2052	1766	116.19	40
Whitehorse Pioneers	18	9	9	0	0	1699	1701	99.88	36
Warrandyte	18	5	13	0	0	1444	2345	61.58	20
Mitcham	18	3	15	0	0	1228	2127	57.73	12
Templestowe	18	1	17	0	0	1139	2040	55.83	4

Division Three Reserves

	P	W	L	D	B	For	Ag	%	Pts
Mooroobark	18	16	2	0	0	1931	813	237.52	64
Boronia	18	15	3	0	0	1839	775	237.29	60
Waverley Blues	18	15	3	0	0	1763	898	196.33	60
Nunawading	18	12	6	0	0	1655	1220	135.66	48
Warrandyte	18	10	8	0	0	1257	1354	92.84	40
Upper Ferntree Gully	18	7	11	0	0	1128	1363	83.76	28
Coldstream	18	6	12	0	0	1110	1407	78.89	24
Whitehorse Pioneers	18	6	12	0	0	1215	1584	76.70	24
Mitcham	18	3	15	0	0	933	1667	55.97	12
Templestowe	18	0	18	0	0	490	2240	21.88	0

Division Three Colts

	P	W	L	D	B	For	Ag	%	%Won
Upper Ferntree Gully	18	14	2	0	2	1914	695	275.40	77.78
Mooroobark	18	13	3	0	2	1983	785	252.61	72.22
Boronia	18	12	3	1	2	1715	695	246.76	69.44
Waverley Blues	18	10	5	1	2	1552	915	169.62	58.33
Warrandyte	18	6	10	0	2	994	1198	82.97	33.33
Coldstream	18	4	12	0	2	705	1661	42.44	22.22
Whitehorse Pioneers	18	3	13	0	2	892	1700	52.47	16.67
Mitcham	18	1	15	0	2	521	2627	19.83	5.56

Division Four Seniors

	P	W	L	D	B	For	Ag	%	Pts
Heathmont	18	16	2	0	0	2330	1088	214.15	64
Chirnside Park	18	14	4	0	0	2217	1385	160.07	56
Eastern Lions	18	14	4	0	0	1988	1401	141.90	56
Glen Waverley Hawks	18	13	5	0	0	1998	1586	125.98	52
Forest Hill	18	9	9	0	0	1836	1646	111.54	36
The Basin	18	9	9	0	0	1826	1733	105.37	36
Ferntree Gully Eagles	18	6	12	0	0	1608	1635	98.35	24
Kilsyth	18	4	14	0	0	1437	1942	74.00	16
South Belgrave	18	3	15	0	0	1360	2479	54.86	12
Surrey Park	18	2	16	0	0	1016	2721	37.34	8

Division Four Reserves

	P	W	L	D	B	For	Ag	%	Pts
The Basin	18	14	4	0	0	1924	952	202.10	64
Kilsyth	18	14	4	0	0	1831	915	200.11	56
Heathmont	18	14	4	0	0	1704	883	192.98	56
Forest Hill	18	13	5	0	0	1894	1153	164.27	52
Chirnside Park	18	12	6	0	0	1706	1145	149.00	48
Glen Waverley Hawks	18	9	9	0	0	1358	1221	111.22	36
Eastern Lions	18	6	12	0	0	1337	1701	78.60	24
Ferntree Gully Eagles	18	4	14	0	0	915	1812	50.50	16
South Belgrave	18	3	15	0	0	1147	1799	63.76	12
Surrey Park	18	1	17	0	0	473	2708	17.47	4

Division Four Colts

	P	W	L	D	B	For	Ag	%	%Won
Chirnside Park	18	16	0	0	2	2319	555	417.84	88.89
Ferntree Gully Eagles	18	13	3	0	2	1532	831	184.36	72.22
Heathmont	18	12	4	0	2	1576	1169	134.82	66.67
The Basin	18	8	8	0	2	1685	1223	137.78	44.44
South Belgrave	18	7	9	0	2	1449	1436	100.91	38.89
Glen Waverley Hawks	18	4	12	0	2	906	1694	53.48	22.22
Eastern Lions/Boronia	18	3	13	0	2	768	2080	36.92	16.67
Rowville 2	18	1	15	0	2	885	2132	41.51	5.56

Veterans

	P	W	L	D	B	For	Ag	%	Pts
Bayswater	9	7	1	1	0	763	433	176.21	30
Boronia	9	7	2	0	0	606	373	162.47	28
Forest Hill	9	7	2	0	0	573	423	135.46	28
Mooroobark	9	6	3	0	0	664	502	132.27	24
Chirnside Park	9	5	3	1	0	709	484	146.49	22
Kilsyth	9	4	5	0	0	635	540	117.59	16
South Croydon	9	4	5	0	0	529	582	90.89	16
Vermont	9	2	7	0	0	450	685	65.69	8
North Ringwood	9	2	7	0	0	378	704	53.69	8
Nunawading	9	0	9	0	0	296	877	33.75	0

Senior Final Results

Division One Seniors

Elimination Final				
Blackburn	16.13.109	d	East Ringwood	16.6.102
Qualifying Final				
Vermont	15.13.103	d	Noble Park	13.17.95
First Semi Final				
Noble Park	14.8.92	d	Blackburn	10.11.71
Second Semi Final				
Vermont	20.12.132	d	Balwyn	10.12.72
Preliminary Final				
Balwyn	19.8.122	d	Noble Park	6.16.52
Grand Final				
Balwyn	16.15.111	d	Vermont	7.18.60

Division One Reserves

Elimination Final				
Scoresby	9.15.69	d	Noble Park	6.8.44
Qualifying Final				
East Burwood	9.20.74	d	Vermont	7.8.50
First Semi Final				
Vermont	14.13.97	d	Scoresby	13.10.88
Second Semi Final				
Blackburn	10.9.69	d	East Burwood	9.6.60
Preliminary Final				
East Burwood	13.11.89	d	Vermont	9.12.66
Grand Final				
East Burwood	11.13.79	d	Blackburn	10.10.70

Division One Colts

Elimination Final				
Scoresby	14.10.94	d	Blackburn	10.15.75
Qualifying Final				
Vermont	11.13.79	d	Norwood	9.9.63
First Semi Final				
Norwood	20.19.139	d	Scoresby	8.16.64
Second Semi Final				
Knox	18.12.120	d	Vermont	4.14.38
Preliminary Final				
Norwood	15.11.101	d	Vermont	12.15.87
Grand Final				
Knox	14.9.93	d	Norwood	6.4.40

Division Two Seniors

First Semi Final				
Rowville	16.13.109	d	South Croydon	11.10.76
Second Semi Final				
Mulgrave	18.18.126	d	Wantirna South	14.14.98
Preliminary Final				
Wantirna South	26.11.167	d	Rowville	13.23.101
Grand Final				
Wantirna South	21.17.143	d	Mulgrave	5.15.45

Division Two Reserves

First Semi Final				
South Croydon	23.16.154	d	Rowville	2.10.22
Second Semi Final				
Mulgrave	17.10.112	d	Wantirna South	8.14.62
Preliminary Final				
South Croydon	17.20.122	d	Wantirna South	8.10.58
Grand Final				
Mulgrave	11.18.84	d	South Croydon	7.16.58

Division Two Colts

First Semi Final				
North Ringwood	18.12.120	d	Montrose	10.15.75
Second Semi Final				
Mulgrave	19.14.128	d	Rowville	13.7.85
Preliminary Final				
North Ringwood	29.9.183	d	Rowville	12.5.77
Grand Final				
Mulgrave	22.12.144	d	North Ringwood	7.5.47

This page: East Burwood reserves coach Adrian Keltie led his side to victory in the division one reserves grand final.

Division Three Seniors

First Semi Final				
Waverley Blues	15.5.95	d	Boronia	7.11.53
Second Semi Final				
Mooroolbark	17.17.119	d	Nunawading	5.12.42
Preliminary Final				
Waverley Blues	11.10.76	d	Nunawading	6.10.46
Grand Final				
Waverley Blues	12.8.80	d	Mooroolbark	11.12.78

Division Three Reserves

First Semi Final				
Nunawading	12.5.77	d	Waverley Blues	9.7.61
Second Semi Final				
Mooroolbark	13.15.93	d	Boronia	6.5.41
Preliminary Final				
Nunawading	10.8.68	d	Boronia	4.18.42
Grand Final				
Nunawading	13.13.91	d	Mooroolbark	3.12.30

Division Three Colts

First Semi Final				
Boronia	12.15.87	d	Waverley Blues	5.2.32
Second Semi Final				
Mooroolbark	9.7.61	d	Upper Ferntree Gully	8.6.54
Preliminary Final				
Upper Ferntree Gully	9.11.65	d	Boronia	9.7.61
Grand Final				
Upper Ferntree Gully	13.16.94	d	Mooroolbark	10.6.66

Division Four Seniors

First Semi Final				
Glen Waverley Hawks	19.15.129	d	Eastern Lions	17.15.117
Second Semi Final				
Chirnside Park	11.14.80	d	Heathmont	11.10.76
Preliminary Final				
Heathmont	13.13.91	d	Glen Waverley Hawks	9.16.70
Grand Final				
Heathmont	13.13.91	d	Chirnside Park	12.16.88

Division Four Reserves

First Semi Final				
Heathmont	8.12.60	d	Forest Hill	6.9.45
Second Semi Final				
Kilsyth	8.5.53	d	The Basin	6.12.48
Preliminary Final				
The Basin	10.5.65	d	Heathmont	4.8.32
Grand Final				
Kilsyth	10.12.72	d	The Basin	8.11.59

Division Four Colts

First Semi Final				
The Basin	10.10.70	d	Heathmont	9.9.63
Second Semi Final				
Ferntree Gully Eagles	13.9.87	d	Chirnside Park	8.7.55
Preliminary Final				
Chirnside Park	13.18.96	d	The Basin	3.7.25
Grand Final				
Chirnside Park	11.8.74	d	Ferntree Gully Eagles	10.11.71

Veterans

Semi Final One				
Bayswater	7.7.49	d	Mooroolbark	7.5.47
Semi Final Two				
Boronia	16.14.110	d	Forest Hill	1.9.15
Grand Final				
Boronia	12.9.81	d	Bayswater	6.10.46



Junior Ladders



Under 16 Division A									
	P	W	L	D	B	For	Ag	%	Pts
North Ringwood	14	12	2	0	0	1171	539	217.25	48
Blackburn	14	12	2	0	0	1184	708	167.23	48
Rowville	14	11	3	0	0	1238	763	162.25	44
Glen Waverley Rovers	14	10	4	0	0	983	738	133.20	40
Lilydale	14	7	6	1	0	1048	782	134.02	30
Ferntree Gully Eagles	14	7	7	0	0	937	1116	83.96	28
Donvale	14	4	10	0	0	953	1001	95.20	16
Bayswater	14	3	10	1	0	747	1325	56.38	14
Wantirna South	14	3	11	0	0	810	1147	70.62	12
Scoresby	14	0	14	0	0	553	1505	36.74	0
Under 16 Division B									
	P	W	L	D	B	For	Ag	%	Pts
Norwood	14	13	1	0	0	1221	573	213.09	52
East Ringwood	14	11	3	0	0	1103	862	127.96	44
Vermont	14	10	4	0	0	1409	787	179.03	40
East Burwood	14	10	4	0	0	869	673	129.12	40
Surrey Park	14	9	5	0	0	1015	739	137.35	36
Knox	14	7	7	0	0	1009	819	123.20	28
Montrose	14	4	10	0	0	856	1070	80.00	16
Heathmont	14	3	11	0	0	883	968	91.22	12
The Basin	14	3	11	0	0	716	1216	58.88	12
Chirnside Park	14	0	14	0	0	372	1746	21.31	0
Under 16 Division C									
	P	W	L	D	B	For	Ag	%	Pts
Ringwood	14	13	1	0	0	1693	460	368.04	52
Forest Hill	14	12	2	0	0	1763	388	454.38	48
Upper Ferntree Gully	14	11	3	0	0	1469	547	268.56	44
St Simons	14	6	8	0	0	910	858	106.06	24
South Croydon	14	6	8	0	0	863	1045	82.58	24
Croydon	14	5	9	0	0	608	1353	44.94	20
Coldstream	14	3	11	0	0	447	1403	31.86	12
Kilsyth	14	0	14	0	0	292	1991	14.67	0
Under 15 Division A									
	P	W	L	D	B	For	Ag	%	Pts
Vermont	14	12	2	0	0	1256	683	183.89	48
Rowville	14	12	2	0	0	1043	594	175.59	48
Norwood	14	12	2	0	0	965	686	140.67	48
Lilydale	14	11	2	1	0	1489	644	231.21	46
North Ringwood	14	9	4	1	0	994	655	151.76	38
St Simons	14	6	8	0	0	1035	977	105.94	24
East Ringwood	14	5	9	0	0	1060	1014	104.54	20
Wantirna South	14	5	9	0	0	994	1071	92.81	20
Glen Waverley Hawks	14	5	9	0	0	736	879	83.73	20
Chirnside Pk/Mooroolbark	14	4	10	0	0	800	1103	72.53	16
Boronia	14	2	12	0	0	704	1251	56.27	8
The Basin	14	0	14	0	0	419	1938	21.62	0
Under 15 Division B									
	P	W	L	D	B	For	Ag	%	%Won
Glen Waverley Rovers	13	12	1	0	1	1432	380	376.84	92.31
Ferntree Gully Eagles	13	10	3	0	1	1182	541	218.48	76.92
Blackburn	12	9	3	0	2	903	715	126.29	75.00
Montrose	12	8	4	0	2	790	663	119.16	66.67
Donvale	12	6	6	0	2	851	882	96.49	50.00
Upper Ferntree Gully	13	6	7	0	1	842	836	100.72	46.15
Scoresby	12	3	9	0	2	590	971	60.76	25.00
Knox	13	2	11	0	1	630	1257	50.12	15.38
Heathmont	12	0	12	0	2	428	1403	30.51	0.00
Under 15 Division C									
	P	W	L	D	B	For	Ag	%	Pts
Croydon	14	13	1	0	0	1586	520	305.00	52
Bayswater	14	12	2	0	0	1471	611	240.75	48
Ringwood	14	11	3	0	0	1419	737	192.54	44
Waverley Blues	14	10	4	0	0	1347	710	189.72	40
Lilydale	14	7	7	0	0	1228	772	159.07	24
East Burwood	14	6	8	0	0	1058	879	120.36	24
Norwood	14	6	8	0	0	887	1168	75.94	24
Forest Hill	14	4	10	0	0	910	981	92.76	16
Rowville	14	1	13	0	0	300	2108	14.23	4
Ferntree Gully Eagles	14	0	14	0	0	210	1930	10.88	0

Under 14 Division A

	P	W	L	D	B	For	Ag	%	Pts
Rowville	14	13	1	0	0	1378	429	321.21	52
Lilydale	14	11	3	0	0	1186	784	151.28	44
Blackburn	14	11	3	0	0	1135	827	137.24	44
Norwood	14	10	4	0	0	1246	669	186.25	40
Donvale	14	6	8	0	0	989	914	108.21	24
East Ringwood	14	6	8	0	0	855	1089	78.51	24
Scoresby	14	6	8	0	0	770	1100	70.00	24
North Ringwood	14	4	10	0	0	619	1028	60.21	16
Vermont	14	2	12	0	0	591	1287	45.92	8
East Burwood	14	1	13	0	0	624	1266	49.29	4

Under 14 Division B

	P	W	L	D	B	For	Ag	%	Pts
Bayswater	14	12	2	0	0	1648	475	346.95	48
Waverley Blues	14	12	2	0	0	1495	639	233.96	48
The Basin	14	10	3	1	0	1029	844	121.92	42
St Simons	14	10	4	0	0	1193	746	159.92	40
Mooroolbark	14	9	5	0	0	1215	713	170.41	36
Upper Ferntree Gully	14	7	6	1	0	929	837	110.99	30
Boronia	14	6	8	0	0	948	917	103.38	24
Chirnside Park	14	6	8	0	0	902	995	90.65	24
Wantirna South	14	5	9	0	0	780	1036	75.29	20
Knox	14	3	11	0	0	696	1349	51.59	12
Croydon	14	3	11	0	0	533	1393	38.26	12
Ringwood	14	0	14	0	0	344	1768	19.46	0

Under 14 Division C

	P	W	L	D	B	For	Ag	%	%Won
South Croydon	13	13	0	0	1	1423	389	365.81	100.00
Kilsyth/Montrose	13	12	1	0	1	1379	389	354.50	92.31
Glen Waverley Rovers	13	10	3	0	1	1080	388	278.35	76.92
Ferntree Gully Eagles	13	10	3	0	1	1140	502	227.09	76.92
Eastern Lions	13	7	6	0	1	858	762	112.60	53.85
Norwood	12	6	6	0	2	1006	708	142.09	50.00
Rowville	13	5	8	0	1	1024	726	141.05	38.46
Heathmont	12	4	8	0	2	636	850	74.82	33.33
Glen Waverley Hawks	12	2	10	0	2	438	1071	40.90	16.67
Mitcham	13	1	12	0	1	400	1577	25.36	7.69
Coldstream	13	0	13	0	1	113	2135	5.29	0.00

Under 13 Division A

	P	W	L	D	B	For	Ag	%	%Won
Rowville	13	13	0	0	1	1640	263	623.57	100.00
Norwood Black	13	11	2	0	1	1351	390	346.41	84.62
East Ringwood	12	9	3	0	2	1112	490	226.94	75.00
Vermont	12	8	4	0	2	930	607	153.21	66.67
Knox Red	13	8	5	0	1	996	826	120.58	61.54
Ferntree Gully Eagles	13	6	7	0	1	695	738	94.17	46.15
Lilydale	12	5	7	0	2	768	850	90.35	41.67
Wantirna South	13	4	9	0	1	479	1061	45.15	30.77
Montrose	13	3	10	0	1	575	1309	43.93	23.08
East Burwood	13	3	10	0	1	418	1301	32.13	23.08
Blackburn	13	0	13	0	1	381	1510	25.23	0.00

Under 13 Division B

	P	W	L	D	B	For	Ag	%	Pts
Donvale	14	13	1	0	0	1429	350	408.28	52
Glen Waverley Rovers	14	12	2	0	0	1137	444	256.08	48
Glen Waverley Hawks	14	12	2	0	0	1260	585	215.38	48
Ringwood	14	9	5	0	0	1139	609	187.03	36
Waverley Blues	14	9	5	0	0	1026	694	147.84	36
Boronia	14	6	8	0	0	815	679	120.03	24
Croydon	14	6	8	0	0	696	955	72.88	24
St Simons	14	6	8	0	0	670	959	69.86	24
Upper Ferntree Gully	14	4	10	0	0	583	1268	45.98	16
The Basin	14	3	11	0	0	548	877	62.49	12
Chirnside Park	14	3	11	0	0	456	1204	37.87	12
Forest Hill	14	1	13	0	0	515	1650	31.21	4

Under 13 Division C

	P	W	L	D	B	For	Ag	%	Pts
Scoresby	14	12	2	0	0	1004	402	249.75	48
Eastern Lions	14	11	3	0	0	1011	488	207.17	44
Rowville	14	10	3	1	0	903	514	175.68	42
Heathmont	14	10	3	1	0	976	598	163.21	42
South Croydon	14	10	4	0	0	919	673	136.55	40
Wantirna South	14	7	6	1	0	736	586	125.60	30
Kilsyth	14	7	7	0	0	800	712	112.36	28
Mooroolbark	14	6	7	1	0	650	801	81.15	26
Bayswater	14	4	10	0	0	643	818	78.61	16
Norwood Purple	14	3	11	0	0	584	828	70.53	12
North Ringwood/Donvale	14	2	12	0	0	438	1048	41.79	8
Knox	14	0	14	0	0	322	1518	21.21	0

Under 12 Division A

	P	W	L	D	B	For	Ag	%	Pts
Rowville	14	14	0	0	0	1139	63	1807.94	56
Lilydale	14	12	2	0	0	866	342	253.22	48
Blackburn	14	11	3	0	0	517	349	148.14	44
East Burwood	14	8	6	0	0	521	444	117.34	32
North Ringwood	14	7	5	2	0	440	531	82.86	32
Wantirna South	14	7	6	1	0	511	500	102.20	30
Scoresby	14	5	8	1	0	439	595	73.78	22
Croydon	14	5	9	0	0	404	458	88.21	20
Norwood Black	14	4	10	0	0	311	582	53.44	16
East Ringwood	14	4	10	0	0	355	756	46.96	16
St Simons	14	4	11	0	0	378	613	61.66	12
Vermont	14	2	12	0	0	181	829	21.83	8

Under 12 Division B

	P	W	L	D	B	For	Ag	%	Pts
Knox	14	12	2	0	0	946	329	287.54	48
Chirnside Park	14	12	2	0	0	715	310	230.65	48
North Ringwood	14	10	4	0	0	518	339	152.80	40
Waverley Blues	14	8	6	0	0	608	460	132.17	32
Boronia	14	8	6	0	0	416	485	85.77	32
Rowville	14	6	7	1	0	541	586	92.32	26
Montrose	14	6	8	0	0	480	532	90.23	24
South Croydon	14	3	10	1	0	490	798	61.40	14
Glen Waverley Rovers	14	2	12	0	0	325	708	45.90	8
The Basin	14	2	12	0	0	294	786	37.40	8

Under 12 Division C

	P	W	L	D	B	For	Ag	%	%Won
Ferntree Gully Eagles	13	12	1	0	1	1016	232	437.93	92.31
Ringwood	12	10	2	0	2	900	208	432.69	83.33
Heathmont	13	10	3	0	1	617	231	267.10	76.92
Norwood	12	8	4	0	2	550	296	185.81	66.67
Coldstream	13	8	5	0	1	683	359	190.25	61.54
Upper Ferntree Gully	13	7	6	0	1	612	404	151.49	53.85
Kilsyth	12	6	6	0	2	697	443	157.34	50.00
Mooroolbark	13	4	9	0	1	443	678	65.34	30.77
Bayswater	13	3	10	0	1	429	712	60.25	23.08
Glen Hawks/Mitcham	13	1	12	0	1	187	1207	15.49	7.69
Rowville	13	1	12	0	1	93	1457	6.38	7.69

Previous page: Forest Hill defeated Ringwood in the under 16C grand final.

This page: Wantirna South warm up prior to their lightning premiership match.



Junior Final Results

Under 16 Division A				
Elimination Final				
Glen Waverley Rovers	9.7.61	d	Lilydale	8.5.53
Qualifying Final				
Blackburn	13.10.88	d	Rowville	4.9.33
First Semi Final				
Glen Waverley Rovers	11.14.80	d	Rowville	5.4.34
Second Semi Final				
Blackburn	8.10.58	d	Ringwood	7.14.56
Preliminary Final				
North Ringwood	10.8.68	d	Glen Waverley Rovers	5.10.40
Grand Final				
Blackburn	11.10.76	d	North Ringwood	9.10.64
Under 16 Division B				
Elimination Final				
East Burwood	7.3.45	d	Surrey Park	5.8.38
Qualifying Final				
Vermont	6.6.42	d	East Ringwood	2.11.23
First Semi Final				
East Ringwood	9.15.69	d	East Burwood	2.2.14
Second Semi Final				
Norwood	9.4.58	d	Vermont	7.9.51
Preliminary Final				
Vermont	9.7.61	d	East Ringwood	8.7.55
Grand Final				
Norwood	10.12.72	d	Vermont	9.10.64
Under 16 Division C				
Elimination Final				
South Croydon	11.5.71	d	St Simons	10.7.67
Qualifying Final				
Forest Hill	16.11.107	d	Upper Ferntree Gully	8.6.54
First Semi Final				
Upper Ferntree Gully	9.12.66	d	South Croydon	6.8.44
Second Semi Final				
Forest Hill	12.7.79	d	Ringwood	7.7.49
Preliminary Final				
Ringwood	7.11.53	d	Upper Ferntree Gully	2.2.14
Grand Final				
Forest Hill	5.15.45	d	Ringwood	5.7.37
Under 15 Division A				
Elimination Final				
Lilydale	10.7.67	d	North Ringwood	7.11.53
Qualifying Final				
Rowville	10.10.70	d	Norwood	5.5.35
First Semi Final				
Lilydale	11.5.71	d	Norwood	5.7.37
Second Semi Final				
Vermont	13.13.91	d	Rowville	7.5.47
Preliminary Final				
Rowville	8.10.58	d	Lilydale	6.8.44
Grand Final				
Rowville	12.6.78	d	Vermont	10.5.65
Under 15 Division B				
Elimination Final				
Montrose	12.6.78	d	Donvale	10.12.72
Qualifying Final				
Ferntree Gully Eagles	12.11.83	d	Blackburn	5.9.39
First Semi Final				
Blackburn	10.16.76	d	Montrose	8.9.57
Second Semi Final				
Glen Waverley Rovers	9.9.63	d	Ferntree Gully Eagles	5.4.34
Preliminary Final				
Ferntree Gully Eagles	6.16.52	d	Blackburn	4.9.33
Grand Final				
Glen Waverley Rovers	18.9.117	d	Ferntree Gully Eagles	4.3.27

Under 15 Division C				
Elimination Final				
Lilydale	11.7.73	d	Waverley Blues	5.9.39
Qualifying Final				
Bayswater	11.12.78	d	Ringwood	3.8.26
First Semi Final				
Ringwood	12.13.85	d	Lilydale	4.12.36
Second Semi Final				
Bayswater	8.13.61	d	Croydon	6.11.47
Preliminary Final				
Croydon	5.16.46	d	Ringwood	3.3.21
Grand Final				
Bayswater	10.8.68	d	Croydon	7.7.49
Under 14 Division A				
Elimination Final				
Norwood	13.12.90	d	Donvale	2.8.20
Qualifying Final				
Lilydale	9.8.62	d	Blackburn	7.8.50
First Semi Final				
Norwood	10.13.73	d	Blackburn	3.10.28
Second Semi Final				
Rowville	11.11.77	d	Lilydale	5.10.40
Preliminary Final				
Norwood	12.12.84	d	Lilydale	5.10.40
Grand Final				
Norwood	14.7.91	d	Rowville	9.6.60
Under 14 Division B				
Elimination Final				
St Simons	7.10.52	d	Mooroolbark	5.10.40
Qualifying Final				
Waverley Blues	13.8.86	d	The Basin	8.5.53
First Semi Final				
St Simons	18.10.118	d	The Basin	4.3.27
Second Semi Final				
Bayswater	12.8.80	d	Waverley Blues	9.10.64
Preliminary Final				
Waverley Blues	14.10.94	d	St Simons	6.6.42
Grand Final				
Waverley Blues	13.7.85	d	Bayswater	9.9.63
Under 14 Division C				
Elimination Final				
Ferntree Gully Eagles	21.15.141	d	Eastern Lions	2.0.12
Qualifying Final				
Kilsyth/Montrose	6.10.46	d	Glen Waverley Rovers	1.2.8
First Semi Final				
Upper Ferntree Gully	8.9.57	d	Glen Waverley Rovers	1.5.11
Second Semi Final				
Kilsyth/Montrose	8.9.57	d	South Croydon	8.8.56
Preliminary Final				
South Croydon	10.17.77	d	Ferntree Gully Eagles	3.1.19
Grand Final				
South Croydon	7.11.53	d	Kilsyth/Montrose	4.5.29
Under 13 Division A				
Elimination Final				
Vermont	13.14.92	d	Knox	5.4.34
Qualifying Final				
East Ringwood	8.4.52	d	Norwood	1.7.13
First Semi Final				
Norwood	10.3.63	d	Vermont	6.8.44
Second Semi Final				
Rowville	8.16.64	d	East Ringwood	5.2.32
Preliminary Final				
Norwood	4.5.29	d	East Ringwood	2.8.20
Grand Final				
Norwood	8.3.51	d	Rowville	5.4.34

Under 13 Division B				
Elimination Final				
Ringwood	8.7.55	d	Waverley Blues	5.12.42
Qualifying Final				
Glen Waverley Hawks	5.3.33	d	Glen Waverley Rovers	4.2.26
First Semi Final				
Glen Waverley Rovers	7.11.53	d	Ringwood	4.4.28
Second Semi Final				
Donvale	10.8.68	d	Glen Waverley Hawks	8.6.54
Preliminary Final				
Glen Waverley Rovers	7.8.50	d	Glen Waverley Hawks	2.12.24
Grand Final				
Donvale	12.10.82	d	Glen Waverley Rovers	2.10.22
Under 13 Division C				
Elimination Final				
Heathmont	10.15.75	d	South Croydon	5.4.34
Qualifying Final				
Rowville	6.7.43	d	Eastern Lions	3.4.22
First Semi Final				
Eastern Lions	12.11.83	d	Heathmont	10.8.68
Second Semi Final				
Scoresby	8.5.53	d	Rowville	4.6.30
Preliminary Final				
Eastern Lions	9.8.62	d	Rowville	0.4.4
Grand Final				
Scoresby	8.11.59	d	Eastern Lions	5.4.34
Under 12 Division A				
Elimination Final				
North Ringwood	6.2.38	d	East Burwood	3.7.25
Qualifying Final				
Blackburn	5.9.39	d	Lilydale	1.3.9
First Semi Final				
Lilydale	8.9.57	d	North Ringwood	4.2.26
Second Semi Final				
Rowville	6.11.47	d	Blackburn	3.1.19
Preliminary Final				
Lilydale	2.6.18	d	Blackburn	1.5.11
Grand Final				
Rowville	8.9.57	d	Lilydale	1.2.8
Under 12 Division B				
Elimination Final				
Waverley Blues	2.6.24	d	Boronia	1.3.9
Qualifying Final				
Chirnside Park	6.7.43	d	North Ringwood	3.3.21
First Semi Final				
Waverley Blues	7.6.48	d	North Ringwood	5.3.33
Second Semi Final				
Chirnside Park	8.1.49	d	Knox	5.6.36
Preliminary Final				
Knox	7.8.50	d	Waverley Blues	4.3.27
Grand Final				
Knox	5.5.35	d	Chirnside Park	3.3.21
Under 12 Division C				
Elimination Final				
Coldstream	8.5.53	d	Norwood	0.1.1
Qualifying Final				
Heathmont	5.3.33	d	Ringwood	3.5.23
First Semi Final				
Ringwood	6.2.38	d	Coldstream	5.6.36
Second Semi Final				
Ferntree Gully Eagles	3.3.21	d	Heathmont	3.2.20
Preliminary Final				
Heathmont	3.6.24	d	Ringwood	1.2.8
Grand Final				
Ferntree Gully Eagles	1.5.11	d	Heathmont	1.4.10

This page: Knox won the 2008 Gordon Parker Best Conducted Club Award.



SEN Teams of the Year

Division One			
Coach: Jeremy Campbell (Blackburn) Captain: Daniel Sheers (East Ringwood)			
B	Marc Williams (Scoresby)	Daniel Sheers (East Ringwood)	Michael Witkowski (Norwood)
HB	Simon Godfrey (Norwood)	Joel Smith (Balwyn)	Ben Goddard (Scoresby)
C	Ryan Mullett (Vermont)	Peter O'Brien (Noble Park)	Roc Harry (Balwyn)
HF	Dean Kelly (Noble Park)	Patrick Bowden (Balwyn)	Kristan Height (Blackburn)
F	Ash Froud (Vermont)	Matthew Greig (Vermont)	Luke Barker (Croydon)
Foll	Brad Smith (Balwyn)	Kris Bardon (Vermont)	Craig Anderson (Noble Park)
Int	Marcus Buzaglo (East Ringwood)	Matthew Tuminello (Blackburn)	Cody Morris (Scoresby)

Division Two			
Coach: Jason Heatley (Wantirna South) Captain: Scott Edgcumbe (Wantirna South)			
B	Andrew Teakel (Wantirna South)	Brent Jane (Bayswater)	Chris Doyle (Mulgrave)
HB	Scott Edgcumbe (Wantirna South)	Mitch Craig (Doncaster East)	Matt Robinson (Rowville)
C	Matt Jones (South Croydon)	Michael Smith (Rowville)	Daniel McLachlan (Bayswater)
HF	Michael Jamieson (Wantirna South)	Jarrod Fearon-Brown (Mulgrave)	Rod Woodford (Wantirna South)
F	Michael Edwards (Montrose)	Murray Silver (Rowville)	Michael King (South Croydon)
Foll	Allan Cleven (Mulgrave)	Brad Hutchinson (Wantirna South)	Brad Fowler (Mulgrave)
Int	Dan Harders (Rowville)	Anthony Marguccio (Doncaster East)	Michael Marganis (Doncaster)



This page clockwise from top left: Blackburn's Jeremy Campbell (right) received his division one coach of the year award from league chairman Graham Halbish; Vermont's Ryan Mullett was named on a wing in the division one team of the year; Division two team of the year ruckman, Mulgrave's Allan Cleven.



This page left-right: Robert Davies was named in a forward pocket in the division four team; John Hindson was named at half back in the division three team of the year; Daniel Sheers (right) was named captain of the division one team for the second year in a row.

Division Three

Coach: Darren Payne (Waverley Blues) **Captain:** Leam Doughty (Coldstream)

B	Paul Fiorenza (Whitehorse Pioneers)	Peter Capomolla (Boronia)	Troy Swainston (Waverley Blues)
HB	John Hindson (Waverley Blues)	Todd Power (Upper Ferntree Gully)	Ben Mullett (Mooroolbark)
C	Paul Savage (Waverley Blues)	Dean Grice (Boronia)	Sam Wubbeling (Mooroolbark)
HF	Matt Polkinghorne (Mooroolbark)	Glenn Mahoney (Waverley Blues)	Leam Doughty (Coldstream)
F	Mark Duckworth (Mooroolbark)	Andrew Swain (Waverley Blues)	Troy Tranter (Upper Ferntree Gully)
Foll	Ben Strong (Nunawading)	Matt Price (Coldstream)	Marco Bello (Nunawading)
Int	Liam Riley (Templestowe)	Sam McCallum (Nunawading)	Matt Petracca (Upper Ferntree Gully)

Division Four

Coach: Mark Fitt (Glen Waverley Hawks) **Captain:** Levi Horton (Heathmont)

B	Will Villani (Heathmont)	Leigh Rankin (Eastern Lions)	Robert Cockerell (South Belgrave)
HB	Leigh Haslem (The Basin)	Peter Forsyth (Heathmont)	Stephen Pepping (Chirnside Park)
C	David Sindrey (Heathmont)	Geordie Atkin (Kilsyth)	Brad Carroll (Eastern Lions)
HF	Levi Horton (Heathmont)	Leigh Odermatt (Heathmont)	Wayne Magee (Glen Waverley Hawks)
F	Robert Davies (Forest Hill)	Matt Carnelley (Glen Waverley Hawks)	Troy Dunn (Chirnside Park)
Foll	Daniel Deieso (Ferntree Gully Eagles)	Brendon Murphy (Chirnside Park)	Jon Knudsen (Heathmont)
Int	Beau Parthenides (Glen Waverley Hawks)	David Mazins (Eastern Lions)	Ian Atkinson (Forest Hill)

Life Members

300 Game Player Life Members

Steve Mills
Graeme Allan
Alan Bateson
Phil Mason
Geoff D'Arcy *
John Hayhurst
Colin Tainton
Robert Hayhurst
Des Brown
Bill Duff
Steven Davis
Gordon Cowley
Peter Steele
Robin Rogers
Peter Bowie
John Wood
Colin Schelfhout
Stuart Cook
Bill Bowie *
Neale Trollope
Graeme Milburn
Roy Baldwin
Allan Shaw
Terry Morris
John Harrop
Anthony Gleeson
Ian Spencer
Peter Baker
Len Taylor

Doug Brumby
Greg Smith
Roger O'Brien
Bill Leach
Kevin Heinze *
Brian Coopersmith
Brendan Curtis
Max Vincent
Andy Hayman
Alex Argentino
Trevor McPhee*
Ken Melville
Bill Mutsaers
Keith Stocker
Craig Marson
Patrick Schneider
Mark Gow
Greg Smith
Don Hall*
Alan Espie
Alan Whelan
Les Millar
David Dietrich
Lorenzo Marotti
Ray Lacey
Neil Wells
John O'Brien
Paul Fyander
Michael Redpath

Tony Walsh
Greg Krenn
Anthony Hehir
Paul Sparkes
Terry McCormick
Colin Krenn
Darren Mason
David Bending
Scott Fritsch
Steve O'Gorman
Nick Tennant
Erwin Anadoli
Cameron Browne
Dean Buckley
Mark Djordevic
Rod Marget
Gerald Toohey
Dale Vitiritti
Matt Richards

Life Members

Clive Sleeman *
Reg Mathews *
Cliff Tomkins
Walter Cornhill*
Paul Edie *
Sir Gilbert Chandler *
Kevin Pratt *
Frank Bibby
James Austin *
Albert McLellan *
Gerald Black *
Kenneth Wright *
Les Leete *
Gordon Parker
William Baldwin *
Jim Elmer *
A Robert Tregear
Barry Raymer

Wayne Reddaway
Ian Kerr
Gary Brunnen
Ron Smith
Ken Walters
Heather Kleesh
Peter Coloretti
Brian Hawkins
Sandra Smith
Peter Luttick
Len Mackay *
Vern Clausen
Geoff Dempster
John Milburn
Margaret Trollop
Michael Whiting
Rob Peak
Steve Semken

This page: Mulgrave's Matt Richards celebrated his 300th EFL game with family.

EFL Legends*

Keith Robins	1971 (1)	1972 (1)	1973 (3)
Gary Galvin	1980 (2)	1981 (1)	1982 (2)
Russell Stratton	1988 (4)	1990 (3)	1993 (4) 1996 (3)
Gavin McNay	1989 (4)	1991 (3)	1994 (3)
Matt Price	2001 (4)	2003 (3)	2005 (3) 2008 (3)
Nick Cox	2000 (1)	2004 (3)	2006 (2)
Ian Atkinson	1998 (3)	2006 (4)	2007 (4) 2008 (4)

* Any player in the EFL senior ranks (not reserves) who has achieved three best and fairest wins in his career, is award EFL Legend status (division in brackets).

* Denotes deceased



Financial Report

Statement by Board Members

The board has determined that the association is not a reporting entity and that this special purpose financial report should have been prepared in accordance with the accounting policies outlined in Note 1 to the financial statements.

In the opinion of the board the financial report as set out on pages 34 to 39,

1. Presents fairly the financial position of the Eastern Football League as at 31 October 2008 and its performance for the year ended on that date in accordance with Note 1 to the financial statements.
2. At the date of this statement, there are reasonable grounds to believe that the Eastern Football League will be able to pay its debts as and when they fall due.

This statement is made in accordance with a resolution of the Board and is signed for and on behalf of the Board by:



Chairman

Graham Halbish



Deputy Chairman

Bruce Peak

Dated this 12th day of November 2008

Financial Report

Balance Sheet

AS AT 31 OCTOBER 2008

	Note	2008 \$	2007 \$
Current Assets			
Cash and cash equivalents	3	633,120	605,709
Trade and other receivables	4	101,933	86,599
Other current assets	5	92,952	62,551
Total Current Assets		828,005	754,859
Non Current Assets			
Property, plant and equipment	6	622,919	635,217
Total Non Current Assets		622,919	635,217
TOTAL ASSETS		1,450,924	1,390,076
Current Liabilities			
Trade and other payables	7	55,296	54,002
Total Current Liabilities		55,296	54,002
Non Current Liabilities			
Provisions	8	32,613	23,748
Total Non Current Liabilities		32,613	23,748
TOTAL LIABILITIES		87,909	77,750
NET ASSETS		1,363,015	1,312,326
Equity			
Retained earnings		1,363,015	1,312,326
TOTAL EQUITY		1,363,015	1,312,326

Income Statement

FOR YEAR ENDED 31 OCTOBER 2008

	Note	2008 \$	2007 \$
Sales Revenue		577,690	540,153
Cost of Sales		381,493	353,252
Gross Profit		196,197	186,901
Other Revenues	2	1,988,564	1,954,742
Expenses		2,134,072	2,014,729
Profit before income tax		50,689	126,914
Income tax expense	1e	0	0
Profit attributed to members of the company		50,689	126,914

The accompanying notes form part of these financial statements.

Financial Report

Statement of Changes in Equity

FOR YEAR ENDED 31 OCTOBER 2008

	Retained Earnings \$	Total \$
Balance at 31 October 2006	1,185,412	1,185,412
Profit attributable to the members of the company	126,914	126,914
Balance at 31 October 2007	1,312,326	1,312,326
Profit attributable to the members of the company	50,689	50,689
Balance at 31 October 2008	1,363,015	1,363,015

Cash Flow Statement

FOR YEAR ENDED 31 OCTOBER 2008

	Note	2008 \$	2007 \$
Cash flows from operating activities			
Cash receipts in the course of operations		2,740,834	2,698,066
Interest Received		28,852	24,562
Cash payments in the course of operations		(2,727,645)	(2,612,035)
Interest and other costs of finance paid		(4,065)	(4,610)
Net cash provided by (used in) operating activities	9	37,976	105,983
Cash flows from investing activities			
Payments for property, plant and equipment		(10,565)	(57,972)
Proceeds from sale of property, plant and equipment		0	12,273
Net cash (used in) provided by investing activities		(10,565)	(45,699)
Net increase (decrease) in cash held		27,411	60,284
Cash at beginning of the financial year	3	605,709	545,425
CASH HELD AT THE END OF FINANCIAL YEAR	3	633,120	605,709

The accompanying notes form part of these financial statements.

Financial Report

Notes to and forming part of the Financial Statements

FOR YEAR ENDED 31 OCTOBER 2008

1. Summary of Significant Accounting Policies

This financial report is a special purpose financial report prepared in order to satisfy the financial reporting requirements of the Associations Incorporation Act 1981 (Vic), for use by the members of the league and to fulfil the board's requirements to prepare financial statements.

The financial report has been prepared in accordance with the requirements of the Associations Incorporation Act 1981 (Vic) and the following Accounting Standards:

AASB 101	Presentation of Financial Statements
AASB 107	Cash Flow Statement
AASB 108	Accounting Policies, Changes in Accounting Estimates and Errors
AASB 110	Events after Balance Sheet Date
AASB 116	Property, Plant and Equipment
AASB 117	Leases
AASB 118	Revenue
AASB 1031	Materiality

No other applicable Accounting Standards, Australian Accounting Interpretations or other authoritative pronouncements of the Australian Accounting Standards Board have been applied.

The financial report has been prepared on an accruals basis and is based on historic costs and does not take into account changing money values or, except where specifically stated, current valuations of non-current assets.

The following material accounting policies, which are consistent with the previous period unless otherwise stated, have been adopted in the preparation of this financial report.

a) PROPERTY, PLANT & EQUIPMENT

Each class of property, plant and equipment is carried at cost or fair value less, where applicable, any accumulated depreciation and impairment loss.

The carrying amount of plant and equipment is reviewed annually by directors to ensure it is not in excess of the recoverable amount from these assets. The recoverable amount is assessed on the basis of the expected net cash flows that will be received from the assets employment and subsequent disposal. The expected net cash flows have been discounted to their present values in determining recoverable amounts.

Subsequent costs are included in the asset's carrying amount or recognised as a separate asset, as appropriate, only when it is probable that future economic benefits associated with the item will flow to the group and the cost of the item can be measured reliably. All other repairs and maintenance are charged to the income statement during the financial period in which they are incurred.

The directors have assessed the current market value of the league's land and buildings as at least \$650,000, based on the most recent Knox City Council valuation.

b) DEPRECIATION

The depreciable amount of all fixed assets is depreciated on a straight line basis over their useful lives commencing from time the asset is held ready for use.

The depreciation rates used for each class of assets are as follows:

Freehold Improvements	9% to 33%
Furniture and Equipment	20%
Computers	20%
Motor Vehicles	20%

c) LEASES

Leases of fixed assets where substantially all the risks and benefits incidental to the ownership of the asset, but not the legal ownership, are transferred to the association are classified as finance leases.

Finance leases are capitalised by recording an asset and a liability at the lower of the amount equal to the

fair value of the leased property or the present value of the minimum lease payments, including any guaranteed residual values. Lease payments are allocated between the reduction of the lease liability and the lease interest expense for the period.

Leased assets are depreciated on a straight-line basis over their estimated useful lives where it is likely that the association will obtain ownership of the asset or ownership over the term of the lease.

d) REVENUE RECOGNITION

Sales Revenue

Sales Revenue represents revenue earned (net of returns, discounts and allowances) from the sale of products and services. Sales revenue is recorded when the goods are dispatched.

Interest Income

Interest Income is recognised as it accrues.

Asset Sales

The profit or loss on disposal of assets is included as revenue of the company. Such profit or loss on disposal of assets is brought to account at the date an unconditional contract of sale is signed.

e) INCOME TAX

The league has been granted an income tax exemption by the Australian Tax Office.

f) INVENTORIES

Inventories are measured at the lower of cost and net realisable value. The cost is based on the first in, first out principle and includes expenditure incurred in acquiring the inventories and bringing them to their existing condition and location.

Net realisable value is determined on the basis of the company's normal selling pattern. Expenses of marketing, selling and distribution to customers are estimated and are deducted to establish net realisable value.

g) EMPLOYEE BENEFITS

Provision is made for the company's liability for employee benefits arising from services rendered by employees to balance date. Employee benefits that are expected to be settled within one year have been measured at the amounts expected to be paid when the liability is settled, plus related on-costs. Employee benefits payable later than one year have been measured at the present value of the estimated future cash outflows to be made for those benefits.

h) GOODS AND SERVICES TAX

Revenues, expenses and assets are recognised net of the amount of GST, except where the amount of GST incurred is not recoverable from the Australian Taxation Office. In these circumstances, the GST is recognised as part of the cost of acquisition of the asset or as part of an item of the expense. Receivables and payables in the balance sheet are shown inclusive of GST.

j) IMPAIRMENT OF ASSETS

At each reporting date, the association reviews the carrying values of its tangible and intangible assets to determine whether there is any indication that those assets have been impaired. If such an indication exists, the recoverable amount of the asset, being the higher of the asset's fair value less costs to sell and value in use, is compared to the asset's carrying value. Any excess of the asset's carrying value over its recoverable amount is expensed to the income statement.

Where it is not possible to estimate the recoverable amount of an individual asset, the group estimates the recoverable amount of the cash-generating unit to which the asset belongs.

k) COMPARATIVE AMOUNTS

Where required by Accounting Standards comparative figures have been adjusted to conform with changes in presentation for the current financial year.

I) CHANGE IN ACCOUNTING POLICY

The following Australian Accounting Standards issued or amended and are applicable to the association but not yet effective and have not been adopted in preparation of the financial statements at reporting date.

AASB Amendment	Standards Affected	Outline of Amendment	Application date of Standard	Application date of Association
AASB 2007-3 Amendments to Australian Accounting Standards	AASB 5: Non-current Assets Held for Sale and Discontinued Operations AASB 6: Exploration for and Evaluation of Mineral AASB 102: Inventories AASB 107: Cash Flow Statements AASB 119: Employee Benefits AASB 127: Consolidated and Separate Financial Statements AASB 134: Interim Financial Reporting AASB 136: Impairment of Assets AASB 1023: General Insurance Contracts AASB 1038: Life Insurance Contracts	The disclosure requirements of AASB 114: Segment Reporting have been replaced due to the issuing of AASB 8: Segment Reporting in February 2007. These amendments will involve changes to segment reporting disclosures. However, it is anticipated there will be no direct impact on recognition and measurement criteria amounts included in the financial report, as the association does not fall within the scope of AASB 8.	1.1.2009	1.11.2009
AASB 2007-6 Amendments to Australian Accounting Standards	AASB 1: First time adoption of AIFRS AASB 101: Presentation of Financial Statements AASB 107: Cash Flow Statements AASB 111: Construction Contracts AASB 116: Property, Plant and Equipment AASB 138: Intangible Assets	The revised AASB 123: Borrowing Costs issued in June 2007 has removed the option to expense all borrowing costs. This amendment will require the capitalisation of all borrowing costs directly attributable to the acquisition, construction or production of a qualifying asset. However, there will be no direct impact to the amounts included in the association as it already capitalise borrowing costs related to qualifying assets	1.1.2009	1.11.2009
AASB 2007-8 Amendments to Australian Accounting Standards	AASB 101: Presentation of Financial Statements	The revised AASB 101: Presentation of Financial Statements issued in September 2007 requires the presentation of a statement of comprehensive income and makes changes to the statement of changes in recognised income and expenditure.	1.1.2009	1.11.2009
AASB 101	AASB 101: Presentation of Financial Statements	As above	1.1.2009	1.11.2009

Financial Report

Notes to and forming part of the Financial Statements

FOR YEAR ENDED 31 OCTOBER 2008

	2008 \$	2007 \$
2. Operating Profit / (Loss)		
Operating revenue and expenses		
Operating profit has been arrived at after including		
Operating revenue	2,566,254	2,494,893
3. Cash and Cash Equivalents		
Cash at bank and in hand	633,120	605,709
4. Trade and Other Receivables		
Club debtors	130,472	103,419
Less provision for doubtful debts	(28,539)	(16,820)
	101,933	86,599
5. Other Current Assets		
Stock on hand	28,763	24,406
Other debtors	50,181	27,764
GST receivable	14,008	10,381
	92,952	62,551
6. Property, Plant & Equipment		
Freehold land at cost	240,000	240,000
Building at cost	303,264	303,264
	543,264	543,264
Freehold improvements at cost	30,660	30,660
Less accumulated depreciation	(18,457)	(17,609)
	12,203	13,051
Computer at cost	84,836	93,776
Less accumulated depreciation	(78,530)	(81,614)
	6,306	12,162
Furniture & equipment at cost	93,984	109,510
Less accumulated depreciation	(63,175)	(82,710)
	30,809	26,800
Motor vehicle at cost	41,756	41,756
Less accumulated depreciation	(11,419)	(1,816)
	30,337	39,940
Total property, plant & equipment	622,919	635,217

6. Property, Plant & Equipment

Movement in carrying amounts

	Freehold Land \$	Buildings \$	Freehold Improves \$	Furniture & Equipment \$	Computer \$	Motor Vehicle \$	Total \$
Balance at 1 November 2006	240,000	303,264	14,099	18,083	16,433	13,139	605,018
Additions	0	0	0	12,503	3,714	41,755	57,972
Disposals/Transfers	0	0	0	0	0	4,803	4,803
Depreciation expense	0	0	1,048	3,786	7,985	10,151	22,970
Balance at 31 October 2007	240,000	303,264	13,051	26,800	12,162	39,940	635,217
Additions	0	0	0	8,674	1,891	0	10,565
Disposals/Transfers	0	0	0	0	0	0	0
Depreciation expense	0	0	848	4,665	7,747	9,603	22,863
Balance at 31 October 2008	240,000	303,264	12,203	30,809	6,306	30,337	622,919

	2008 \$	2007 \$
7. Trade & Other Payables		
Trade creditors & accruals	22,066	25,424
Employee benefits	33,230	28,578
	55,296	54,002
8. Provisions		
Non current liabilities		
Provision for employee entitlement	32,613	23,748
9. Cash Flow Information		
Reconciliation of cash flow from operations with		
Profit after income tax		
Profit after income tax	50,689	126,914
Non-cash flows in profit		
Depreciation	22,863	22,970
Gain on disposal	0	(7,471)
Change in assets and liabilities		
Increase/(decrease) in trade and other receivables	(45,735)	(11,828)
(Increase)/decrease in trade and other payables	1,294	(32,282)
(Increase)/decrease in provisions	8,865	7,680
	37,976	105,983

10. Association Details

The principal place of business of the association is:
 Eastern Football League Inc.
 256 Scoresby Road
 Boronia VIC 3155

Financial Report

Independent Audit Report

Report on the Financial Report

We have audited the accompanying financial report, being a special purpose financial report, of Eastern Football League, which comprises the balance sheet as at 31 October 2008, and the income statement, statement of changes in equity and cash flow statement for the year then ended, a summary of significant accounting policies, other explanatory notes and the Statement by Board.

The Responsibility of the Board for the Financial Report

The Board are responsible for the preparation and fair presentation of the financial report and have determined that the accounting policies described in Note 1 to the financial statements which form part of the financial report are appropriate to meet the financial reporting requirements of the Association Incorporations Act Victoria and are appropriate to meet the needs of the members. The Board's responsibility also includes establishing and maintaining internal controls relevant to the preparation and fair presentation of the financial report that is free from material misstatement, whether due to fraud or error; selecting and applying appropriate accounting policies; and making accounting estimates that are reasonable in the circumstances.

Auditor's Responsibility

Our responsibility is to express an opinion on the financial report based on our audit. No opinion is expressed as to whether the accounting policies used as described in Note 1, are appropriate to meet the needs of the members. We conducted our audit in accordance with Australian Auditing Standards. These Auditing Standards require that we comply with relevant ethical requirements relating to audit engagements and plan and perform the audit to obtain reasonable assurance whether the financial report is free from material misstatement.

An audit involves performing procedures to obtain audit evidence about the amounts and disclosures in the financial report. The procedures selected depend on the auditor's judgement, including the assessment of the risks of material misstatement of the financial report, whether due to fraud or error. In making those risk assessments, the auditor considers internal control relevant to the entity's preparation and fair presentation of the financial report in order to design audit procedures that are appropriate in the circumstances, but not for the purpose of expressing an opinion on the effectiveness of the entity's internal control. An audit also includes evaluating the appropriateness of accounting policies used and the reasonableness of accounting estimates made by the Board, as well as evaluating the overall presentation of the financial report.

The financial report has been prepared for distribution to members for the purpose of fulfilling the Boards financial reporting under the Incorporated Associations Act Victoria. We disclaim any assumption of responsibility for any reliance on this report or on the financial report to which it relates to any person other than the members, or for any purpose other than that for which it was prepared.

We believe that the audit evidence we have obtained is sufficient and appropriate to provide a basis for our audit opinion.

Independence


In conducting our audit, we have complied with the independence requirements of the Australian professional accounting bodies.

Auditor's Opinion

In our opinion, the financial report gives a true and fair view of the financial position of Eastern Football League as of 31 October 2008 and of its financial performance and its cash flows for the year then ended in accordance with the accounting policies described in Note 1 to the financial statements.



Bentleys Melbourne Partnership
Chartered Accountants



Martin Fensome
Partner

Dated in Melbourne on this 12th day of November 2008

Financial Report

Compilation Report

Scope

On the basis of information provided by the board of the Eastern Football League, we have compiled in accordance with APS 9: Statement on Compilation of Financial Reports the special purpose financial report comprising this Income and Expenditure Statement of the Eastern Football League for the financial year ended 31 October 2008 as set out on pages 42 to 43.

The specific purpose for which this Income and Expenditure Statement has been prepared is to provide private information to the board. Australian Accounting Standards and Australian Accounting Interpretations have not been adopted in the preparation of the special purpose financial report.

The board is solely responsible for the information contained in the special purpose financial report and has determined that the accounting policies used are consistent and are appropriate to satisfy the requirements of the board.


Our procedures use accounting expertise to collect, classify and summarise the financial information, which the board provided, into a financial report. Our procedures do not include verification or validation procedures. No audit or review has been performed and accordingly no assurance is expressed.

To the extent permitted by law, we do not accept liability for any loss or damage which any person, other than the company, may suffer arising from any negligence on our part. No person should rely on this Income and Expenditure Statement without having an audit or review conducted.

Income and Expenditure Statement was prepared for the benefit of the company and its members and the purpose identified above. We do not accept responsibility to any other person for the contents of this Income and Expenditure Statement.



Bentleys Melbourne Partnership
Chartered Accountants



Martin Fensome
Partner

Dated in Melbourne on this 12th day of November 2008

Financial Report

Trading Statement

FOR YEAR ENDED 31 OCTOBER 2008

	2008 \$	2007 \$
Income		
Sales	541,465	505,653
Licence fee	36,225	34,500
	577,690	540,153
Less Cost of Sales		
Opening stock	24,407	22,413
Purchases	385,849	355,246
Closing stock	28,763	24,407
	381,493	353,252
TRADING PROFIT	196,197	186,901
Other Income		
Affiliation fees	110,000	107,500
AFL Victoria grant	60,838	54,291
Development funding program	32,705	50,343
DVD sales	20,209	20,688
Finals	398,786	351,959
Finals levy	42,687	42,333
Fines	16,615	19,874
Future leaders development program	66,090	92,810
Grass project	7,000	0
Insurance – Players	321,808	316,592
Interest	28,852	24,562
Lightning premierships	7,144	6,665
Player registrations	48,584	49,747
Presentation nights	50,062	50,115
Records	47,045	41,912
Sponsorships	259,081	241,780
Sundry revenue	11,201	4,862
The Main Event	5,000	9,058
Umpires fees	454,857	462,180
Profit on sale of motor vehicle	0	7,471
TOTAL INCOME	2,184,761	2,141,643
Less total expenses	2,134,072	2,014,729
OPERATING SURPLUS	50,689	126,914

These financial statements should be read in conjunction with the attached Compilation Report.

Trading Statement

FOR YEAR ENDED 31 OCTOBER 2008

	2008 \$	2007 \$
Expenses		
Affiliations	1,160	1,093
Auditor's remuneration	4,375	6,350
Awards and presentations	13,844	9,903
Bank charges and interest	4,065	4,610
Cleaning and maintenance	9,529	10,531
Computer maintenance	6,515	7,749
Depreciation of fixed assets	22,863	22,970
Development funding program	66,931	45,829
Donations	480	56
Doubtful debts provision	11,719	8,024
DVD production	16,207	16,543
EFL football show	13,736	12,302
Employee placement costs	2,222	2,332
Executive expenses	6,473	5,946
External consultant costs	9,062	14,286
FBT expense	4,460	4,771
Finals expenses	198,740	165,100
Finals levy expense	42,687	42,333
Future leaders development program	65,749	79,342
Grass project	7,000	0
Insurance - General	30,670	37,533
Insurance - Players	346,925	317,186
Interleague matches	11,259	7,017
Internet access for clubs	16,843	19,564
Internet costs	1,788	18,047
Investigation costs	2,650	2,725
Junior committee expenses	1,254	2,084
Light and power	6,839	6,924
Lightning premierships - Junior division	1,046	1,724
Meetings	3,119	4,253
Motor vehicle expenses	6,516	4,561
Payroll tax	963	929
Presentation nights	53,467	55,333
Printing and stationery	27,361	22,931
Publications	19,020	17,765
Rates and taxes	2,023	3,003
Records	47,050	41,907
Salaries and superannuation	521,101	486,988
Seminars and training	111	364
Sponsorship costs	15,951	8,762
Staff amenities	2,334	1,911
Sundry expenses	5,291	3,685
Telephone	23,399	17,497
The Main Event	11,380	9,273
Trade mark registrations	13,064	0
Umpires	454,831	462,693
TOTAL EXPENSES	2,134,072	2,014,729

These financial statements should be read in conjunction with the attached Compilation Report.

League Directory

Registered Office

EFL House
256 Scoresby Road
Boronia Victoria 3155

Telephone 9762 5766
Facsimile 9761 1315

www.efl.org.au

Chairman

Graham Halbish

Deputy Chairman

Bruce Peak

Board

Leon Bailey
Peter Bailey
Tim Finemore
David Flintoff
Brian Hawkins
Paul Payne
Jim Walker

Junior Committee

Chairman

Leon Bailey

Deputy Chairman

Colleen Lockhart

Junior Committee

Bernard Fewster
Marilyn Hoggett
Ian Singleton

Chief Executive Officer

Rob Sharpe

General Manager

- Football Operations

Phil Murton

Manager

- Junior Football

Rod Cordwell

Media Manager

Anthony Stanguts

Client Liaison Officer

Michele Urbano

Accounts Manager

Peter Luttick

Accounts Payable

Sarah Latham

Director of Umpiring

Murray Black

Business Development

Manager

Mark Freeman

Umpires Board Secretary

Trevor Finch

Goal Umpire Coach

Garry Baumgarten

Boundary Umpire Coach

Des Seaton

Boundary Umpire

Assistant Coach

Andrew Wheeler

Specialist Field Coaches

Marc Lawson
Anthony Vincitorio

Junior Field Umpire Coach

Phil Hermann

Junior Field Appointments

Officer

Tim Carlos

Junior Field Observers

John Adams
Graeme Bushby
Martien Pruysiers

Umpire Fitness Coach

Peter Enright

Assistant Fitness Coach

Andrew Wheeler

Womens Liaison Officer

Holly Anderson

Senior Field Umpire

Observers

Peter Enright
Bruce Onken
Michael Rodriguez
Peter Sinclair

Senior Boundary Observers

Trevor Finch
Matthew Kent
Stephen Smith

Tribunal

Chairman

Robert Murray

Deputy Chairman

Terry Graham

Tribunal Members

John Allpress
Michael Berkley
Amelia Burgess
Neville Chiselett
Allan Cooke
Michael Ditchburn
Grant Hinton
Terry Lewis
Mervyn Lindsay
Michael Rodriguez

Investigations Officer

Kevin Barrie
Tim Cron
Roger Schranz

Trainers Association

President

Graeme Cocking

Umpires Association

President

Darren Robertson

Credits

Editor

Anthony Stanguts

Graphic Design


ripe design

Photography

Garry Sparke
Leader Newspaper
Stephen Spaul
The Journal

Printing

Allanby Press



This page: In 2008 over 400 junior players celebrated 100 or 50 game milestones.

Back cover images, clockwise from top left: Blackburn won this years under 16A grand final; South Croydon coach Paris Harvie; Roc Harry (left) and Allan Murray celebrate the Balwyn premiership victory; Premiership medallions; A Wantirna South player in action at the lightning premiership.



Eastern Football League
 Registered Office: 256 Scoresby Road
 Boronia Victoria 3155
 ABN: 30 466 151 731
 Telephone: 9762 5766 Facsimile: 9761 1315
www.efl.org.au