

# Annual Report

Eastern Football League





# Contents

1	Mission	21	Season 2007 Team Listing
2	Chairman	22	Awards
4	Chief Executive Officer	24	Senior Ladders
6	Football Operations	25	Senior Finals Results
7	Senior Competition	26	Junior Ladders
8	Junior Competition	28	Junior Finals Results
10	Media / Tribunal / Umpires	30	SEN Teams of the Year
12	Season 2007	32	Life Members
19	Interleague	33	Financials
		45	League Directory

*Clockwise from top right: Ringwood won this years under 12C premiership; Lilydale finished in fifth spot in division one, making finals for the second year in a row; This Coldstream junior side were just one of 279 fielded in season 2007 in the EFL; South Croydon's Lucas Davies was named as ruckman in the SEN team of the year; Celebrating lightning premiership success.*



## The Mission

The Mission of the Eastern Football League is to promote, coordinate and administer the sport of Australian Rules Football through its member clubs in the Eastern Region of the Melbourne Metropolitan area for the benefit of participants no matter what level of skill or involvement.

In doing so, its aim is to be a financially viable operation that has the ability to generate adequate funds for the ongoing administration and development of Australian Rules Football in its region of influence.



# Chairman

On behalf of the board of the Eastern Football League, I am pleased to present the league’s annual report for 2007.

## Continued Growth

Once again we have seen our competition grow significantly. This year we had more than 400 teams and we have doubled in size over the last decade. In fact in 2007 we accounted for 25% of the growth in football in Victoria even though we only make up 7.5% of the total number of teams.

The pleasing thing for us as a board is that growth is the ultimate measure of our performance. If we are achieving the objectives we set each year, the results will be more participants starting out with our clubs, combined with greater retention rates as they enjoy the experience. We have focussed a lot on our brand and reputation over recent times and more people are involved in our competition than ever before. Not only participants but visits to our website, media coverage and crowds have all continued to increase.

## The Impact of Growth

The impact of growth on our competition has been a positive one. The fixed charges to clubs have remained fairly static over the last decade while our turnover has increased substantially. Due to our size, we are able to generate income from other revenue streams such as sponsorship, marketing and finals revenue. It means that we have been able to provide more services to clubs by investing in IT solutions to ease the administrative work, provide more training, generate more media exposure, and provide staff to run programs such as our administrator courses and our young leaders program.

## Looking Ahead

Clearly, there is still scope for more growth. Our analysis shows us that greater economic benefits will be gained from further growth and all indicators are that it is likely to continue. There are 5,500 Auskick participants underpinning the future of our junior clubs. Given the numbers, we are likely to see some new junior clubs spring up and possibly some additional grades to our competition.

With such growth in our juniors and greater retention rates, it means that more players are flowing through to seniors. Add this to the large number of players coming into the EFL from other leagues and the result is that our clubs are getting stronger and stronger. I think we can see that in the standard of football and the numbers of players that clubs have on their lists. However, it also means that there are more and more footballers who want to play but cannot get a game. Some go elsewhere, but many give the game away, and this is not healthy.

We would like to see some new senior clubs form, but this is a difficult ask. We have had new clubs joining our competition with Balwyn in 2007 and South Belgrave in 2008 and there is also interest from others. They do help the situation. With so many players coming into the EFL from other competitions, we need some clubs to come with them or they will be taking spots that our own juniors would normally have filled. We may also need to contemplate some other options such as a grade for clubs to enter a “thirds” team.

The decisions we make to deal with growth always have an impact on our existing clubs and we are mindful of that. Last year we

*Far left: Division one grand final day once again attracted a big crowd; EFL board (top to bottom, left to right) : Stephen Jones, Bruce Peak, Peter Bailey, Tim Finemore, Graham Halbish, Brian Hawkins, Paul Payne and Jim Walker.*

*This page: Chirnside Park under 11 players enjoy lightning premiership day.*

held meetings with club presidents to discuss the ramifications of new clubs joining our league. This year we used an independent facilitator to run a number of focus groups with presidents from each division to make sure that we are across any concerns they may have. The feedback has been very useful in helping shape plans for the future.

Our continued growth is causing some other issues – not the least being the availability of grounds. We do not have ready access to new facilities and our grounds now have to cope with double the traffic they had a decade ago. Added to that, we have the current issue of the drought to deal with. We have worked harder than ever to engage governments at all levels and they have been very supportive. They are trying to help where they can and there are currently projects being undertaken at a number of our grounds that will result in improved facilities. Continued growth will put further pressure on grounds and we all need to play our part in making sure they cope.

## Centre of Excellence

We have talked for a few years about a Centre of Excellence. In reality it has become an objective to provide as much assistance as we can to help clubs and participants in our league to be the best they can be.

It really started to come to life in 2007 with the introduction of the young leaders program. It was great to attend the graduation ceremony where a group of our young players and umpires achieved their Certificate III in Sport in a course

designed specifically for the EFL. This has been one of the highlights of my time in the EFL and any clubs that did not participate really need to join the program in 2008.

## Thank You

This will be my last chairman’s report as I am stepping down. I have really enjoyed my time and the support from so many people in our league has been fantastic. I have always believed that we are the best football league in the country and that we have to excel at what we do to maintain and improve that position. In reality, that has been easy because it is a vision shared by so many others, including those who put the game on at club level and so many staff and volunteers who are responsible for the day to day operations.

A big thank you to all my board members who have shown great resolve in pursuing strategies that will clearly take our league forward.

Thank you to the staff of the league, who are all sensational. They have clearly embraced the idea of excellence and they are the people who make sure that the high standards are maintained.

In particular, I want to thank Rob Sharpe for his support in his role as CEO this year. I have really enjoyed working with him and I have learnt a lot from his way of approaching issues.

Thank you to all the volunteers who contribute to the running of our organisation and our member clubs. Their efforts often go unnoticed but they are the lifeblood of the EFL.

And thank you to my family who have really embraced the EFL and allowed me to fit my contribution into our busy family schedule.

In closing I want to say that I have been involved in the EFL in one way or another for most of my life and I just love EFL football. I feel so proud and humbled to have held the position of chairman of this wonderful organisation. I am constantly amazed at the way our league has developed and the standard of football across the board is fantastic. Watching a first division game these days just blows me away - but I am equally amazed at how good the football is in the lower grades. I look at the coaching, the professionalism, the approach taken by our clubs and we really have something special. Watch the standard of our juniors running around and it is clear that our senior football is going to get better and better.

One of the best parts of my role has been travelling around to different grounds each week with my 13 year old son, and he always reminds me how great the EFL is. “Let’s go and watch Matt Greig this week dad, or the young guns at South Croydon. What about Adam Slater and Stewie Wynd, or the awesome skills of the Balwyn team?” He was with me when we saw Mick Aitken kick six in the first quarter on his way to a lazy 18. He was there when Knox and South Croydon tied in the grand final and when Noble Park had a chance to win after the siren. And both he and I have loved every minute of it.

Thank you to all who are part of this great competition, the EFL – “where mates matter”.

**Stephen Jones**



## Sponsors

I would like to acknowledge the sponsors of the EFL for their support:

### Principal Sponsor

BJS Insurance Group

### Major Sponsors

Cougar  
Patterson Cheney Ringwood  
SEN  
TR Vidcom

### Support Sponsors

Accredited Distributors  
Beiersdorf  
Cadbury Schweppes  
Club Warehouse  
Cyan Press  
Direct Liquor  
Lanier  
Lifecare Croydon Sports Medicine  
Overton Catering  
Sherrin  
Trophy Town





# Chief Executive Officer

The 2007 season provided some significant challenges for the league but ultimately provided more than 14,000 players an opportunity to play the game. Some tens of thousands more were able to maintain a deep interest in their club activities over what is increasingly becoming a near 12 month activity. The year culminated in a magnificent series of junior and senior finals where the standard of play continues to grow.

It was an extraordinary year severely impacted by drought. It required more than the usual tolerance of clubs and certainly their support for the changes that were required for the preseason and alterations to the draw.

The season commenced with some concerns regarding revenue, largely brought about by AFL Victoria's decision to no longer offer stand alone Public Liability insurance to the EFL. It was a challenge to overcome but our long time principal sponsor BJS Insurance negotiated an alternative that allowed us to continue to maintain a significant (though reduced) revenue through their sponsorship and provide an enhanced insurance package to EFL players and clubs.

Financially the league revenues reached an unprecedented \$2.49 million in revenue and recorded a surplus of \$126,914. The surplus was brought about largely by increased revenue from non club revenues such as finals and grants.

The senior finals also provided an improved contribution to clubs supporting league sponsors from the alcohol levy that amounted this year to \$49,747.

During the year the league reviewed its accounting software and will commence the 2008 financial year with a more robust and flexible accounting system that will reduce staff work loads and improve financial reporting processes.

After some years of maintaining a relatively stable group of staff some changes occurred this year. General Manager – Football Operations Darryl Collings was recruited to take up a new role at AFL Victoria and the league after an extensive search appointed Phil Murton as his replacement. As well as a strong tertiary background in sport, Phil brought with him a close affinity at a playing and coaching level from the Noble Park FC that has gelled well with clubs, tribunal and umpires. He quickly established a close and effective working relationship with clubs. It was pleasing to hear from many club officials of their appreciation for the efforts undertaken by both he and by Rod Cordwell, who managed the majority of support to the junior competition.

A complimentary trend of recent times has been the inclination of other competitions to adopt many of the processes and procedures established by the EFL. It's a credit to the league and further emphasised by the interest of other competitions in engaging former EFL administrators to assist in the implementation of change.

Clubs in 2007 were well served by the EFL office administration in Peter Luttick, Michele Urbano and Sarah Latham, who provide a comprehensive range of services that are being supplemented by a growing need to provide more information and support to the general public.

At the season's end Director of Umpiring, Kevin Smith decided to take up a new role offered to him by the Northern Football League. Certainly Kevin's efforts have been ground breaking for the EFL and provided a position in umpiring unsurpassed in terms of participation across the country. We wish Kevin every success at the Northern Football League.

The league this year employed a Business Development Manager in Mark Freeman. We are the first metropolitan league to have done so and the role had immediate benefits to the brand and to bottom line revenues. Mark was able to introduce the young leaders program that became self funding to the league and helped offset player payment costs to clubs enrolling students. It was a program of considerable financial benefit to the league and personal benefit to the participants.

New sponsors were secured in 2007 in radio station SEN, Cougar and car dealer Patterson Cheney Ringwood providing new opportunities for the league to increase exposure and further enhance revenues. Pleasing for the EFL was that each of these are well established and high profile brands. It is encouraging that our competition is appealing to brands such as these and provides encouragement for the programs that we have run to grow the equity of the EFL brand.

EFL clubs supported two charitable initiatives in 2007 in the Cancer Council's "Call To Arms" and the Reach Foundation via our first charity golf day. We further extended our involvement with the Blue Ribbon Foundation on division one grand final day. Each of these initiatives was extremely well supported by clubs and highlighted again the broader view that EFL clubs maintain of their responsibilities in a community sense.



**Above:** East Burwood hosted this years division two finals.  
**Below:** CEO staff (left to right) : Rob Sharpe, Michele Urbano, Peter Luttick, Sarah Latham and Mark Freeman.



Combined, the junior and senior finals are now providing an estimated \$530,000 of revenue either directly to clubs or via the league. It is indeed a significant amount of non club contributions going directly to the betterment of the game.

It was disappointing the league was again involved in some legal action this year. However the support and advice supplied through board member Tim Finemore helped the league incur no direct cost through the process. Tim's contribution was considerable and instrumental in the action against the league being withdrawn, ensuring that we could importantly maintain our commitment to safety for players and umpires.

Clubs participating in finals this year were provided new fluoro style runners uniforms to provide a stronger visible presence on the ground and become more readily distinguished from the players. It is the league's intention to provide these at no charge to all teams for season 2008.

Our licence arrangements for supply of equipment and uniforms provided strong returns again in 2007. An online shop was added to the website for individual purchases that began to provide some positive returns as the season wore on.

There appears to be growing interest from clubs to develop alternate playing strips. This is a trend supported by the board and in 2008 it will be further encouraged by an offer to clubs to help finance alternate strips. It supports our desire to add to the professionalism of the competition by providing greater differentiation on match days between uniforms.

Apart from increasing commercial opportunities, the growing reputation of the EFL continues to create interest from clubs at the fringe of our current footprint to join us. In 2007 Heidelberg FC and Balwyn FC sought EFL affiliation. The Heidelberg request to enter the competition was eventually vetoed by AFL Victoria with just Balwyn entering our division one on appeal, and in 2008 South Belgrave FC will become part of the EFL. They are important additions to the competition and each will provide new avenues to the EFL to further develop the game.

Considerable effort was undertaken to present the competition benefits to local, state and federal government. The impact of drought required the cooperation of many and the league's board and administration were extremely active throughout 2007 with all levels of government. We maintain an objective of establishing a consistent approach across all levels of government to deliver positive results for clubs.

The competition was subjected to greater scrutiny from the media. The expectation of others on sport at a community level continues to grow and the league was subject to questioning on matters as topical as drugs and discrimination to the acquisition of new clubs and coaches. Our media team headed by Anthony Stanguts made the most of the league's opportunity to contribute to discussion in regard to these matters.

At the conclusion of the 2007 season the league introduced a new function 'The Main Event'. Conducted during division one grand final week, this provided the opportunity to recognise the best players in the competition as voted by the club coaches and to commend those in the media that make such an impact on the interest in the game at our level.

It was well supported by clubs and sponsors and over time we expect will become an increasingly important part of the culmination of the EFL year.

The league has been fortunate to maintain a board of considerable integrity and foresight. It has welcomed the opportunities that growth brings and encouraged initiatives that might disturb the current status quo for the long term benefit of the clubs. Its willingness to consider the introduction of clubs such as Heidelberg, Balwyn and South Belgrave are examples of its refusal to stand still.

The board has been forthright in defending the rights of its clubs and in maintaining the viability of the overall competition. Its operations benchmark favorably against all other metropolitan Australian Football competitions. It has for the past five years been led by Steve Jones as its chairman, and he will retire at the 2007 annual meeting. He has been a chairman of great vision and for the administration of the league a purposeful and forthright leader. His contribution to the position that the EFL holds in community sport today will regrettably be missed.

**Rob Sharpe**



# Football Operations

The Eastern Football League continues to grow and in 2007 the league had 406 teams competing across all competitions – an increase of 18 from 2006. Much of this growth continues to come from our junior ranks, where Rod Cordwell and the junior committee continue to manage and deliver an outstanding competition. Home and away games were well attended across all senior divisions and an aggregate record was set once again for crowds at our senior finals.

As the competition has continued to grow, so too has the need for services provided by the umpires. This year the umpires’ board added three development officers – David Blom, Tim O’Meara, Bart Maaskant and specialist coach Marc Lawson – to help develop and mentor our younger umpires. With over 400 umpiring appointments each weekend, Director of Umpiring Kevin Smith and his board continue to provide an umpiring service unequalled in community football throughout Australia.

Senior clubs continue to realise the benefit of a strong junior club and this year a number of our clubs continued to build and develop these relationships. The Glen Waverley Rovers JFC and the Mulgrave FC introduced a range of initiatives aimed at developing a junior-senior pathway between the two clubs. Doncaster East changed their colours to become known as the lions to enhance their relationship with the Beverley Hills JFC. Surrey Park also fielded an under 16 team in the EFL for the first time.

The league continued to expand its Racial and Religious Vilification policy and in February, all clubs appointed an R&RV complaints officer. These officers undertook training conducted by the leagues R&RV officer Karen Moore, in association with AFL Victoria. Included as part of this policy is the requirement for ongoing training at both club and league level for all players and officials.

The drought has and will continue to have a major influence on the Eastern Football League and its clubs. We will continue to work with local councils to ensure our seasons can continue into the future. If the weather conditions remain as they are however, we will have to be conscious of the impact we have on grounds and facilities moving forward and our training and ground access patterns of the past may need to be modified. Local councils are working hard to increase the number of grounds with more tolerant warm season grasses and there are 13 grounds across the EFL with planting programs or redevelopments taking place over the summer.

A competition the size of the Eastern Football League would not be possible without the input of the many volunteers across the league and our clubs. As the need to comply with government regulations and policies increases and our clubs continue to grow, the demands placed on all within community sport also grows. While the players put on the show, it is the thousands of volunteers behind the scenes that make it all possible and it is this enormous support that allows all in the eastern football community to enjoy our great game.

Phil Murton



## Senior Football 2007

The start of the 2007 season brought with it much uncertainty as the drought took hold of many of our grounds, leaving most clubs struggling to find venues for training and practice matches. In consultation with local councils, we were forced to delay the start of the season by one week, meaning the Queens Birthday was no longer a mid season break but a fixtured round of matches.

Once the season began, much excitement surrounded the entry of Balwyn to the EFL, with a new look 12 team division one. A big round one win in front of a large home crowd over 2006 finalists Lilydale signalled Balwyn’s arrival to the EFL. Norwood joined Scoresby in promotion to division one and both sides performed well to finish with seven and nine wins respectively. While Vermont and East Ringwood set the pace early at the top end, competition for a spot in the five was hot, with Blackburn, Lilydale, Scoresby and Croydon all in contention for September action. The newly introduced final five was only decided in round 17 following an epic one point win by Lilydale at home to Scoresby. Division two saw Knox set the pace in all grades with newly promoted South Croydon surprising many by maintaining some fantastic early season form to finish in the top two. In division three, it was Doncaster East and Boronia, two teams who missed out on the finals in 2006, setting the pace along with Upper FTG. After losing the decider in 2006, Whitehorse Pioneers set the standard in division four with an average winning margin of 71 points on their way to top spot. The Basin was hot on their heels all year

with Heathmont, Eastern Lions and Forest Hill battling it out to the final round for the remaining finals positions. The number of colts’ teams increased again this year to continue the flow of young and exciting talent into our clubs. At the other end of their careers, Erwin Anadoli, Dean Buckley, Mark Djordevic, Rod Marget, Gerald Toohey, Dale Vitiritti and Cameron Browne each qualified for 300 game EFL life membership.

Grand final day remains the highlight of any season and this year was no exception. Large crowds were on hand at all senior grand finals to witness a tremendous finish to the season. In division one, Vermont reversed their round 16 and second semi final losses to a fast finishing Noble Park to ensure a three-peat of premierships in one of the closest finishes to a division one grand final in years. Division two was even closer, with extra time needed to separate Knox and a gallant South Croydon. While the results in divisions three and four were not as close, the results were still significant for a number of reasons. Doncaster East finally gave their supporters the taste of premiership success after a number of near misses in the last few years, while the all conquering Whitehorse Pioneers ensured promotion to division three and an undefeated season with the clubs first senior EFL premiership.

10 different clubs won premierships in the senior competition, with Vermont (division one seniors and reserves), Knox (division two seniors and colts) and Boronia (division three reserves and veterans) all winning multiple flags.

This year saw the introduction of the SEN/EFL Team of the Year in each division, where players were selected from coach nominations at the end of the home and away season. This was great recognition for both players and coaches whose performances stood out over the course of the season, especially with no interleague again this year.

The Eastern Football League continues to set benchmarks for community football in the way the game is played, administered and attended. All clubs, players, officials and supporters should be congratulated on another successful season.

Phil Murton

**Far left:** Scoresby finished in seventh spot in their return to division one this year.

**Above left:** Football operations (top to bottom) : Phil Murton, Rod Cordwell, Anthony Stanguts and Kevin Smith.

**Above right:** Fans enjoy division one grand final day.



# Junior Competition

The most frequently asked question in the off season was not what date will the 2007 season commence but considering the prevailing drought conditions, will it commence at all?

That question was answered on April 29 when the junior season finally got under way. The late start resulted in fixturing on the Queen's Birthday weekend and the postponement of the planned expanded final series. Another consequence was the lightning premierships and interleague being brought forward in the fixture.

A great strain was placed on club administrators who to their credit accepted the challenges of early ground restrictions and the delayed start to oversee another successful junior season.

The junior competition grew to 279 teams in season 2007 an increase of 5.3%, with Surrey Park entering their first junior team in the EFL. The increase in playing numbers was most evident in the under 9/10 area with 85 teams fielded and for the first time included a D division in these age groups.

Due to increased player numbers over recent years, some clubs have been forced to field two teams in one age group. The problem of administering multiple teams within an age division is still causing concerns which need to be addressed before the coming season.

The increased pace of junior football was this year acknowledged in the under 14 division. Phil Hermann drove the initiative of having each under 14 game officiated by two field umpires for the first time, and the junior umpires' board should be congratulated on the successful implementation of this initiative.

## Lightning Premiership

Pinks Reserve was again the venue for the under 10 and 11 lightning premierships with 38 and 32 teams respectively participating across the two days.

Congratulations to under 10 premiers Lilydale, North Ringwood Black, North Ringwood Red, Norwood Black and Upper Ferntree Gully. The best conducted club was Montrose.

In the under 11 section Chirnside Park, Croydon, Montrose, North Ringwood Black, North Ringwood Red, Norwood Black and Rowville Hawks were successful with Heathmont being adjudged the best conducted club.

The success of North Ringwood with dual wins in both sections is worthy of note.

Mike O'Meara and the Kilsyth FC are to be commended for their continued support of junior football on these days.

## Interleague

Under 14 and 15 squads competed in the Sherrin Metropolitan Junior Championships.

Gary Monopoli coached the under 14 squad who defeated the Moorabbin Saints JFL and Dandenong & Districts JFL but were defeated by the Yarra JFL.

Most valuable player for the series was Jonathon Patton of the St Simons Football Club.

Stuart McLean coached the under 15 squad who defeated both the Moorabbin Saints JFL and Dandenong & Districts JFL but were also defeated by the Yarra JFL.

Tom Wilson of the North Ringwood FC received the most valuable player award.

The Noble Park FC hosted the round three EFL interleague night fixture and their presentation and hospitality is appreciated.

In preparation for the 2008 interleague carnival, under 13 development squads were conducted in the July and September school holidays. In excess of 120 players were invited to trial and selected players were issued with a summer training program.

## Finals

28 clubs contested the final series with 13 different clubs sharing the 15 premierships – The Basin and Vermont being the only clubs to win multiple flags. The following table is supportive of the concept of divisional football over the past five seasons.

- 2003 – 15 different clubs premiers
- 2004 – 13
- 2005 – 14
- 2006 – 12
- 2007 – 13

Congratulations to all divisional premiers and thank you to the clubs who hosted the junior finals series.

## Presentation Night

Clubs gathered at the Karralyka Centre in Ringwood to celebrate the finale of season 2007. Individual trophies were awarded to league best and fairest winners, umpires, interleague representatives and premiership flags were distributed.

The Gordon Parker Best Conducted Club Award went to East Ringwood FC who experienced a difficult year being forced to play home games at an alternate venue, initially because of prevailing drought conditions and secondly, ironically, as a result of late winter rains.

In 2005 the club forged an alliance with Worawa College in Healesville which in the current season has seen 15 indigenous boys playing at the club. An annual clinic is conducted at the college and assistance is provided to support their development.

## Junior Seasonal Statistics

- 34 clubs entered a record 279 teams
- Average teams per club 8.2
- 6975 players competed in 139 matches per week
- 2006 games played (including finals)
- 184 field umpires required per week
- 219 players played 100 games and received EFL medallions

Thanks to junior chairman Leon Bailey and the junior committee, Phil Murton and league staff and junior field umpire coach Phil Hermann.

Rod Cordwell



Left: Rowville were undefeated at the end of the home and away season in the under 16A division; The junior committee: Leon Bailey, Colleen Lockhart, Bernard Fewster, Marilyn Hoggett, Gary Monopoli and Ian Singleton; Donvale won this years under 14C grand final. This page: The lightning premiership continued to be a highlight of the junior season.



Media

Over the last few years the media team has changed in its dynamic, recruiting more ‘part time’ media volunteers than the ‘full time’ people we have had in the past. This has enabled more people to be a part of the media team, accommodating different levels of commitment and availability.

Commentary is one area that we will be looking to teach and promote more in season 2008. We currently only have five commentators in the media team, which places a heavy workload on those people come finals time when we film all grand finals in the seniors and juniors. There will be a strong emphasis on commentary in our media training course early next year.

The coaches, players and club administrators that give up their time to be part of our media should be commended. Without the help of clubs and officials, there would not be a lot for our media team to write and report on, so I thank them for their help throughout the year. More and more clubs are realising the potential audience our media reaches and are now actively forwarding us stories about their clubs for media team members to follow up.

One of the exciting introductions this year was audio streaming via the EFL website. In conjunction with sportsline.com.au, the league was able to package together highlights from our different radio shows, enabling people to listen back the shows on demand. Having this system also enables the media team to utilise this audio medium in the off season, with 2008 coaches to be interviewed and streamed on the EFL website over summer. We have only touched the surface of this technology and will further expand its use in season 2008. The addition of audio streaming to the website has again increased visits to the site this year. The website continues to be the leagues main communication tool, this year receiving over 5,000 visits per day during the season.

Friday continued to be a popular day on the website, due largely to the ‘Friday Preview’ from Shaun Kelly. Shaun is to be congratulated on his dedication to writing his preview of all senior matches every week during the season - typing out over 12,000 words each preview.

Another welcome addition to our media coverage this year was mainstream exposure on radio station 1116 SEN. The league had our own segment every Thursday night at 9:50pm, which gave us the opportunity to promote our competition to a wider audience outside the eastern suburbs.

The league continued its popular radio coverage this year on 98.1 Radio Eastern FM. Gavin Casey was elevated to hosting ‘The Huddle’ on Wednesday nights, and was joined by media team newcomer Paul Hooper as cohost. Nat Edwards also joined the Wednesday night team, providing the news headlines each week.

Matt Lee returned to the host role on our Sunday morning review program, EFL Sunday. This year he was joined by regular cohosts Shaun Kelly and Brad Henderson, who also showed their wares as fill in hosts during the season.

We once again thank our valued media advertisers: Advanced Brake and Clutch, Croydon Tyre Service, Eastern Ranges, Elite Strategies, Hog’s Breath Café Knox, INGAL EPS, Knox Shopping Centre, Knox Tavern, Noble Park Social Club, SportzMortgage and Work Out World.

Finally, a very big thank you goes to all the 2007 media team: Michelle Ainsworth, Dyson Baker, Ben Brady, Grant Campbell, Gavin Casey, Alexander Cork, Luke D’Anello, Nat Edwards, Matt Grima, Brad Henderson, Paul Hooper, Michael Huguenin, Nick Johnstone, Shaun Kelly, Matt Lee, Rachel Lindley, Peter McArthur, Sarah Oosterwyk, Tyson Rattle, Tessa Rodriguez, Lauren Wapling and Ron Welsh.

Anthony Stanguts

Tribunal

The conduct of players and officials over the course of season 2007 was generally of a very high standard. In total, 174 reports were made by umpires and investigation officers – an 18% reduction from season 2006. With 3,073 games being played throughout the course of the season, this represented one report for every 17 games that were played.

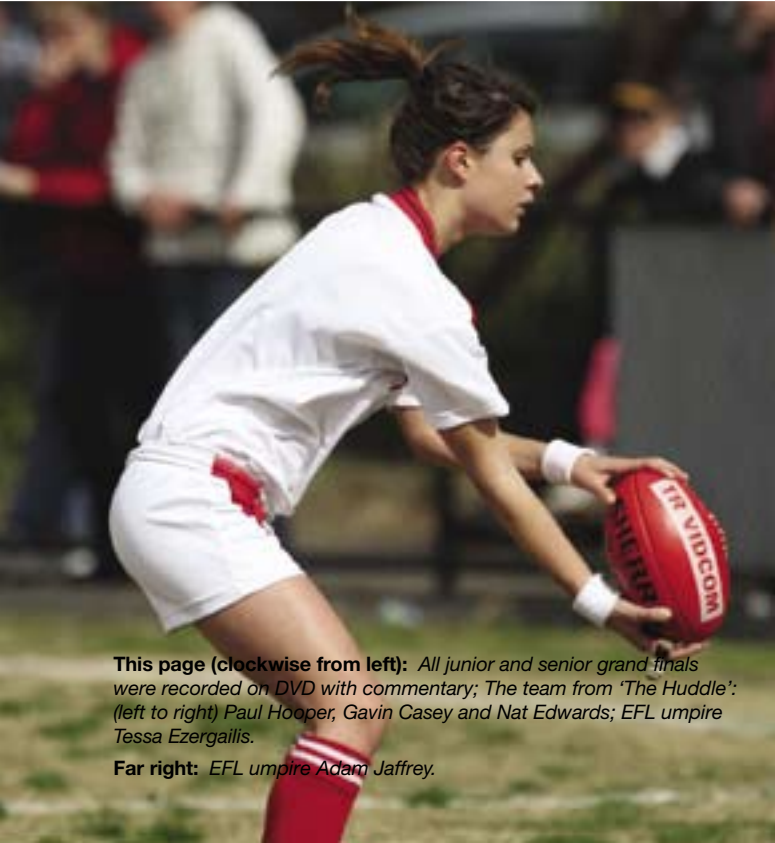
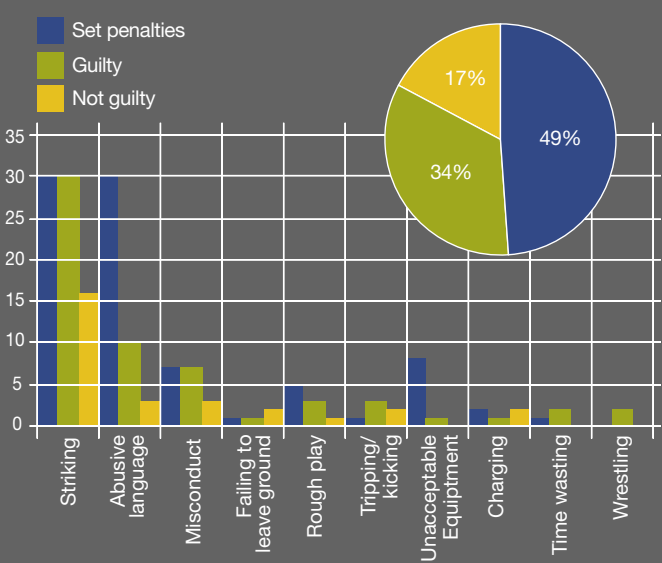
Of these reports, 85 set penalties were accepted by the player charged, resulting in 89 cases being heard by the tribunal – a reduction of 19% from 2006. Striking and abusive language continue to be the most prevalent charges, accounting for 68% of all charges laid. A number of coaches and officials were reported and subsequently suspended throughout the season, highlighting that the high standards of behaviour that are expected on the field must also be maintained off the field too.

League investigations into matters not reported by umpires again highlighted clubs and players reluctance to accept inappropriate behaviour on the field and the league’s willingness to provide a safe environment for the game to be played in. Suspensions resulting from investigations totalled 30 weeks. We were again well served by an experienced group of investigation officers who carried out this difficult task in a professional and timely manner. Our thanks go to Roger Schranz, Tim Paul, Kevin Barrie and Tim Cron for their efforts throughout the course of the season.

The tribunal welcomed two new members, Glenn Heatley and Mervyn Lindsay, with former member John Fuller also returning following absence through overseas work commitments. All three were welcome additions to the tribunal panel in 2007

and we look forward to their continued involvement over the coming seasons. Chairman Robert Murray continued to lead the tribunal with great dedication and professionalism and many thanks to deputy chairman Terry Graham, who filled in as acting chairman during the latter part of the season.

The tribunal continues to play a crucial role in maintaining the fine reputation that the EFL has worked hard to establish. The continuing strong results show that inappropriate behaviour by players and officials will not be tolerated.



This page (clockwise from left): All junior and senior grand finals were recorded on DVD with commentary; The team from ‘The Huddle’: (left to right) Paul Hooper, Gavin Casey and Nat Edwards; EFL umpire Tessa Ezergailis. Far right: EFL umpire Adam Jaffrey.

Umpires

Numbers and recruiting were down at the start of the year as normal training facilities weren’t available for the first two months of the preseason. Fortunately recruiting programs were once again beneficial by season start.

A significant increase in the number of female umpires was experienced during the season and the Women’s Umpire Liaison Officer Holly Anderson was kept busy meeting and communicating with them. All were retained during the season.

All umpire appointments - amounting to over four hundred weekly - were filled and the umpiring fraternity’s contribution to the league can only be described as magnificent as they continued to service football in our league in a professional and efficient manner.

The schools program of assisting teachers with a basic umpiring course continued in 2007, consisting of talking at assemblies and inviting students to umpire in the league. This is now a major component of attracting new recruits with teachers at some schools now actively putting forward umpiring in the Eastern Football League as an attractive proposition. The support of schools in this regard is acknowledged.

Almost sixty umpires completed either the Level 1 or Level 2 Umpire Accreditation Certificate course in their particular category and this is an important learning initiative. New umpires once again benefited from the EFL produced field, boundary and goal umpire basic umpire manuals.

The league continued with the “Ump’s Shout” which saw the captain and coach of opposing senior teams invited to meet with the field umpires after all matches played in a particular round. This emphasised the importance of a constructive relationship between these parties.

The role of each of the umpire coaches continues to be of immense importance as they are faced with ever increasing matters affecting umpire appointments such as travel and petrol costs to either the umpire or their parents. I want to thank all the umpire support staff led by coaches Phil Hermann (junior field), Graeme Williams (goal), Doug Armstrong (boundary) and Warren Hillier (fitness). Graeme is not continuing in 2008 after eleven years with the league and I want to thank him for his dedication and effective service.

The addition of David Blom, Tim O’Meara and Bart Maaskant as specialist coaches and Marc Lawson as development coach really enhanced the overall coaching of umpires.

The Umpires Association headed by Charlie May continued to support umpires. They provided an appropriate social environment that included functions and meals after training, coordinated and monitored the umpires mentor program for

new umpires and among other things provided magnificent trophies to all grand final umpires. I am thankful to the Association for its continued support.

Best junior field umpire for 2007 was awarded to Nick Browne, whilst Brendan Hickey was chosen as best first year field umpire. Trophies for best senior umpires for 2007 were awarded to Andrew Tong (field), Craig Bilski (goal) and Matt McCauley (boundary). The Golden Whistle Award was awarded to Ben Lingard for demonstrating the biggest improvement from 2006 to 2007, along with displaying a great attitude to all aspects of his umpiring.

I will not be returning to the Eastern Football League in 2008 after accepting an offer to take up the position of Director of Umpiring at the new Northern Football League. I would like to thank all those umpires I have managed over the eleven years of my appointment at the EFL, the Umpires Association, league administration and all those who have supported both myself and umpiring in general. I have enjoyed my time here and will miss the people in the league very much.

Kevin Smith





# Season 2007

## November

League receives advice from Football Victoria that they have approved the application of the Balwyn FC to join the EFL in season 2007 but denied the application of the Heidelberg FC.

EFL Annual General Meeting held at Karralyka Centre in Ringwood. Fixture is not released due to timeframes regarding notification from the applications of Balwyn FC and Heidelberg FC's to join the league. Tim Finemore is elected to the EFL board.

End of year junior delegates meeting held at Bayswater JFC. Topics discussed include 2007 fixture dates and proposed top five finals system.

All EFL senior coaches are confirmed for the 2007 season, with 20 coaching changes across the four divisions. Most notable appointment is former Collingwood and Carlton player Mick McGuane, named as the inaugural senior coach of Balwyn in the EFL.

## December

Division two runners up Norwood accept a league invitation to join division one in season 2007, making it a 12 team competition with the inclusions of Balwyn and Scoresby (division two premiers).

EFL General Manager – Football Operations Darryl Collings announces he will leave the league in the new year having been appointed to a role within AFL Victoria.

## January

Trainer, umpire and coach accreditation courses conducted preseason.

Phil Murton is appointed to the role of EFL General Manager – Football Operations.

## February

Club Administrator courses held at EFL house, covering Committee Management, Football Operations and Financial Management.

Computer courses held at Ringwood Secondary College. Club representatives are educated in database management, online transfers and online scores.

EFL wins the League Initiatives Award at the annual AFL Victoria Awards and Members Dinner. The award was in recognition of the leagues introduction and development of the Ladies of the East group.



## March

Colts fixture released featuring four divisions. The draw sees a number of new clubs fielding colt teams: Doncaster East, Donvale, Eastern Lions and a second Rowville side to play in division four.

In consultation with local councils, the league announces changes to the season start dates and a new draw is released.

## April

Coaches forum held at EFL house including information relevant to the upcoming season on by-law changes, rule changes, rule interpretations and coaching accreditation & expectations. The night also includes a seminar on Leadership & Team Alignment Methodology, presented by Leading Teams.



This page (clockwise from left): Vermont's grand final day banner; Vermont premiership player Mark Cullen; Vermont line up for the national anthem; Vermont division one premiership team. Far left: Vermont premiership player Ash Froud.





**This page:** Balwyn's Allan Murray in full flight in the division one elimination final.

**Far right (clockwise from top left):** Montrose and Blackburn competed in the under 12B grand final this year; Former Collingwood and Carlton player Mick McGuire was Balwyn's inaugural EFL senior coach; North Ringwood Red and Black both enjoyed success at the under 10 lightning premiership.



## Season 2007

Junior delegates meeting held at Waverley Blues FC. Topics discussed were delayed start to the season, changes to the junior media coverage and rules changes.

EFL season launch held at Wantirna Club. Guest speakers on the night include Hawthorn player Trent Croad, former Melbourne forward David Schwarz and new AFL Victoria CEO Peter Schwab.

Junior fixture released with a record 279 teams to participate across the 26 divisions.

EFL holds its first charity golf day with Mulgrave FC winning the first prize of \$1,000 of medical equipment from Club Warehouse. All profits raised on the day were donated to The Reach Foundation.

Veterans fixture is released. The competition features nine teams with Kilsyth and Nunawading entering their first veteran sides.

### May

League announces Cougar as a sponsor for the 2007 season. Cougar will be the main supporter of the 2007 EFL Cougar Media Awards, which are a series of awards promoted and awarded throughout the season by the EFL media team via radio, video, print and its significant online operations.

Junior lightning premierships held at Pinks Reserve in Kilsyth over two weekends, with under 10 and 11 teams competing.

The league conducts the "Ump's Shout", which saw the captain and coach of opposing senior teams invited to meet with the field umpires for a drink on Saturday May 19.

Representatives of EFL clubs meet at a Special Meeting called by the board to consider an application from Heidelberg FC to affiliate with the league for season 2008. The clubs reject the application 42 to 41.

Ladies of the East hold their first function of the year, with guest speakers EFL chairman Steve Jones, former league board member Margaret Trollope and Rowville assistant coach Leeann Gill.

EFL signs sponsorship agreement with sports radio station 1116 SEN and begins a weekly radio segment on the station each Thursday night from 9:50pm.

### June

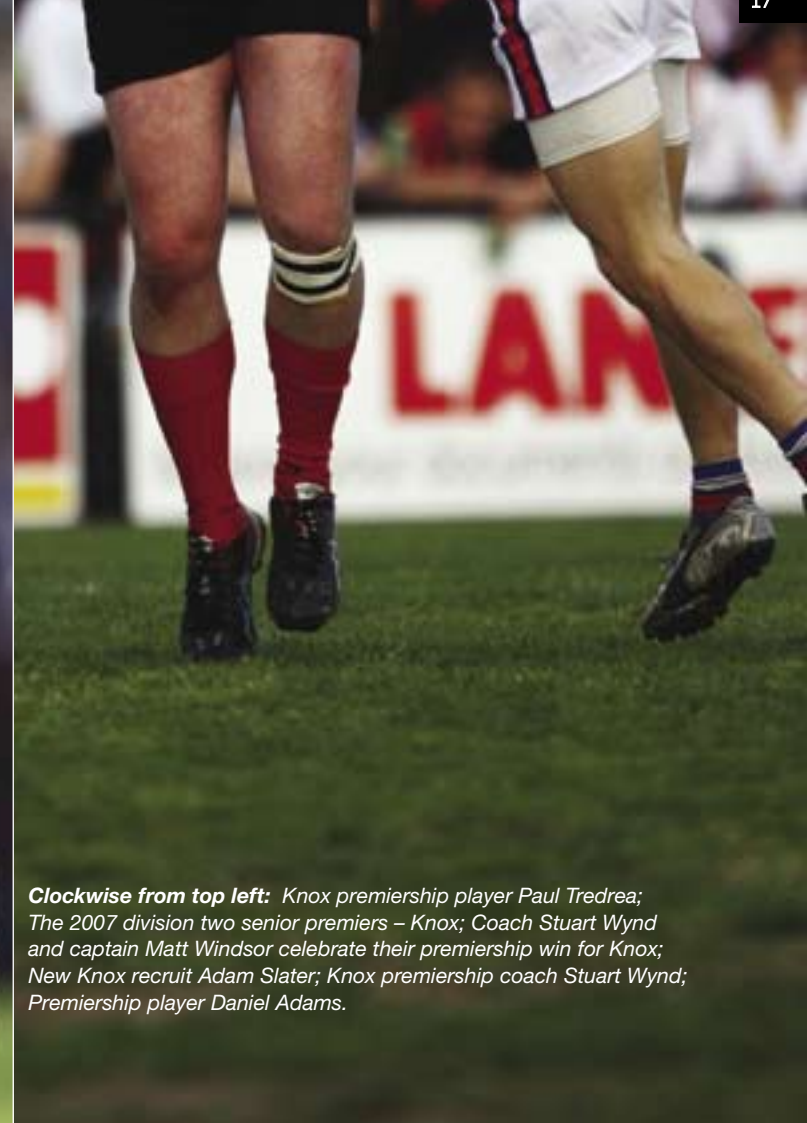
The EFL has two sides, under 14's and 15's, compete in the Sherrin Metropolitan Junior Championships.

First stage of the under 13 development squad conducted at Lewis Park during the June school holidays.

Former East Burwood junior and Port Adelaide player Robert Gray is named the round 12 NAB AFL Rising Star nominee.

In conjunction with the Cancer Council Victoria, the EFL joins the fight to tackle cancer and takes part in the 'Call to Arms'. Players are asked to wear yellow armbands during matches on Saturday 23 and Sunday 24 June and make a contribution to the Cancer Council. \$16,000 was raised for this worthy cause.





**Clockwise from top left:** Knox premiership player Paul Tredrea; The 2007 division two senior premiers – Knox; Coach Stuart Wynd and captain Matt Windsor celebrate their premiership win for Knox; New Knox recruit Adam Slater; Knox premiership coach Stuart Wynd; Premiership player Daniel Adams.

## Season 2007

The Whitehorse Pioneers FC host a charity football game for Vega 91.5fm, featuring radio personalities Shaun Micallef and Dave O'Neil. All profits raised on the night are donated to the Whitehorse Community Chest.

### July

The venues for the senior finals are released with the hosts to be: Bayswater – division one, East Burwood – division two, Mitcham – division three, Boronia – division four.

Ladies of the East hold their second function of the year. Guest speakers include Cheryl Critchley, journalist with the Herald-Sun and children's author, Anthony Parkin, AFL Victoria Development Manager – Eastern Ranges and Sharon Arnold, WNBL referee.

EFL supports the Victorian Department of Sport and Recreation developed 'Encourage The Kids, Support The Game' program during the 2007 junior finals. The program was launched by the Minister, Sport and Recreation, James Merlino at the East Burwood FC on Sunday July 29.

### August

EFL launches audio streaming via the EFL website in conjunction with sportsline.com.au. The league packages together highlights from different radio shows, enabling people to listen back to the shows on demand.

The Glen Waverley Hawks break their 50 game losing streak, defeating Surrey Park in round 16 by 63 points – only their second win in three years.

Junior grand final matches held at Blackburn, Donvale, Kilsyth, Scoresby and Vermont with 13 different premiers across the 15 competitive divisions.

Senior finals participants meeting held at EFL House. Topics discussed were finals match day structure, qualifications for finals, and club requirements.

Heathmont full forward Michael Aitken kicks 18 goals in the final round of the season versus Kilsyth to give him 112 for the home and away season – the only senior player to kick 100 goals in the home and away season.

The league announces that the 2007 senior finals series will be sponsored by Patterson Cheney Ringwood. As part of the sponsorship deal, runners in all finals matches will be dressed in eye catching fluoro attire.

### September

Boronia turn the tables on 2006 veterans premiers Forest Hill, to win their first ever veterans premiership defeating the zebras at Quambee Reserve, North Ringwood.

The inaugural 'Main Event' function is held at the Knox Club in Wantirna in the week leading up to the division one grand final. The EFL media team took a look at the season that was in 2007 and previewed the division one grand final, as well as announcing the SEN division one team of the year and the winners of the Cougar media awards.



# Season 2007

The Whitehorse Pioneers had a stellar year, going through the season undefeated on their way to the division four senior premiership. The pioneers faced a gallant Heathmont in the grand final, who'd had a great season after relegation from division three the previous year. Whitehorse will return to division three next year for the first time since 1998.

After grand final heartbreak in the past, Doncaster East finally got their hands on the division three premiership trophy. After leading the competition in the early stages of the season, the lions returned to the top of the table in the final round and accounted for Boronia in both finals matches to earn their spot in division two next year.

Knox were part of a memorable division two grand final this year with South Croydon which needed extra time to split the two sides. The falcons only dropped two games during the home and away season before winning not only the senior flag, but also the colts premiership. Knox will rise to division one for the first time in season 2008.

Vermont faced Noble Park for the second year in a row in the division one grand final. While the eagles produced the same result as last year and won their third senior grand final in succession, it was a much closer match that entertained supporters at Bayswater Oval, with Noble Park missing a shot for goal to win the game after the siren. Vermont not only won their 18th senior premiership, but also won their second reserves flag in a row as well.

Second stage of the under 13 development squad conducted at Lewis Park during September school holidays.

## October

Junior presentation night held at the Karralyka Centre in Ringwood. 450 guests witnessed the presentation of the premiership flags, the announcement of 15 best and fairest winners and the awarding of the Gordon Parker Best Conducted Club to East Ringwood.

EFL clubs vote unanimously to accept an application from South Belgrave FC to fill a vacancy in division four in season 2008.

Chandler Medal Night held at The Grand on Cathies Lane. Best and fairest awards presented across the 13 divisions. Champion club, goal kicker and umpire awards also presented, along with the Trophy Town Achiever of the Year award. Ian Atkinson becomes an EFL Legend winning his third league best and fairest medal – recording back to back division four league best and fairest wins at Forest Hill in 2006 and 2007.

Invitations for the 2007 under 14 interleague squad are sent to selected players from the under 13 development squad.

Former Norwood coach Brett Ratten is appointed coach of AFL club Carlton.

South Croydon senior coach Paris Harvie and Norwood under 16 coach Duncan Cant are named the 2007 senior and youth coach of the year respectively, at the Eastern Region Coaches Association presentation evening.

EFL Director of Umpiring, Kevin Smith leaves the league after over 11 years of service after being appointed to a similar role with the Northern Football League, formerly the Diamond Valley Football League.

# Junior Interleague




Under 15				
Round One				
Eastern Football League	15.9.99	d	Dandenong & Districts Junior Football League	6.6.42
Round Two				
Yarra Junior Football League	15.9.99	d	Eastern Football League	5.9.39
Round Three				
Eastern Football League	12.15.87	d	Moorabbin Saints Junior Football League	10.13.73



Under 14				
Round One				
Eastern Football League	11.14.80	d	Dandenong & Districts Junior Football League	7.8.50
Round Two				
Yarra Junior Football League	22.10.142	d	Eastern Football League	0.4.4
Round Three				
Eastern Football League	11.11.77	d	Moorabbin Saints Junior Football League	8.4.52
Interleague Most Valuable Player				
Under 15		Under 14		
Tom Wilson	North Ringwood	Jonathon Patton	St Simons	

Right from top: Vice captain of the under 15 interleague team, North Ringwood's Guy Phelps; Glen Waverley Rovers player Steven Madeira.

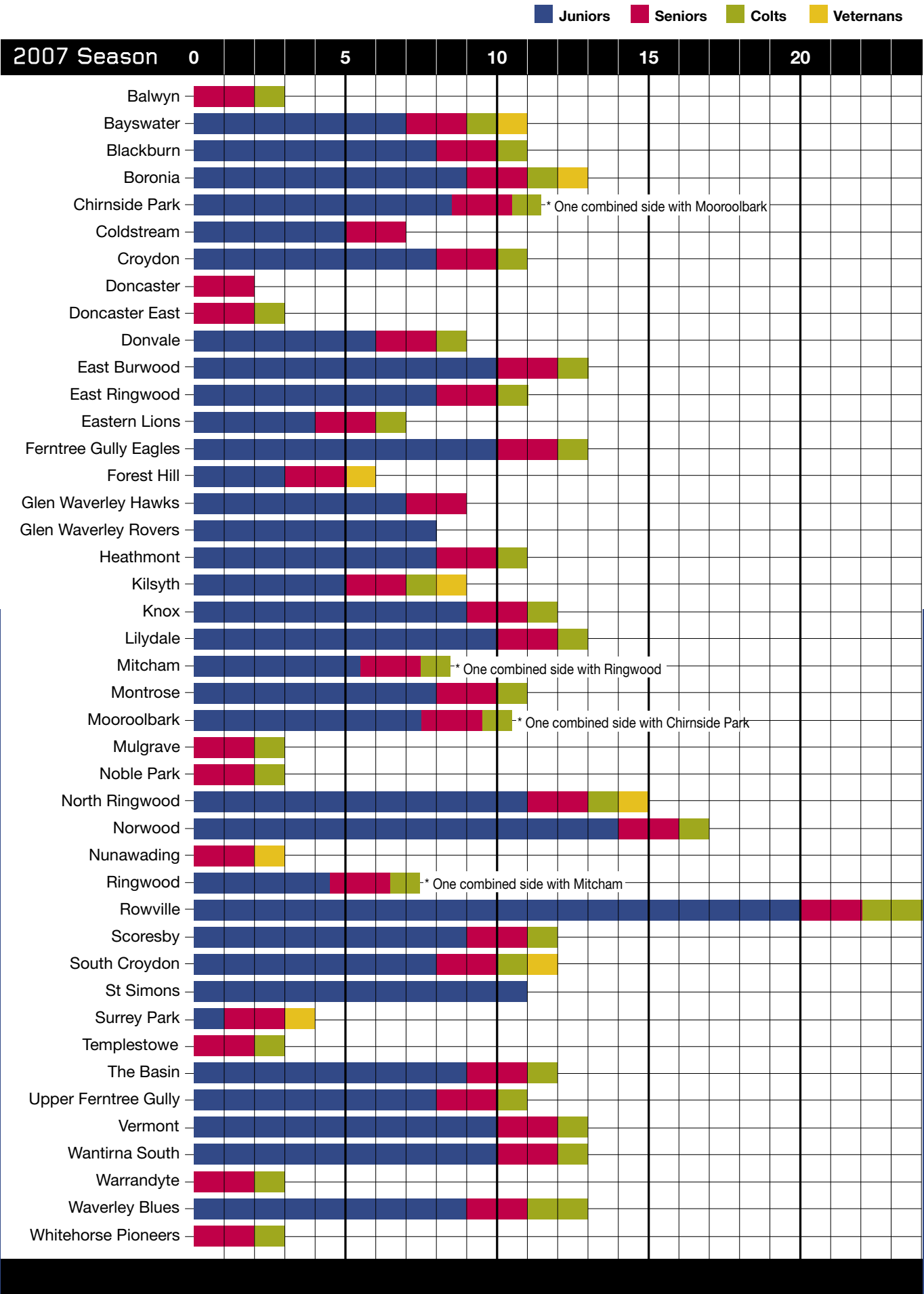
This page (clockwise from left): A Kilsyth youngster celebrates a goal at the lightning premiership; Boronia were the 2007 veteran premiers; Junior chairman Leon Bailey (left) welcomes Western Bulldog's player Lindsay Gilbee (right) who was a special guest at the junior interleague jumper presentation night.





Clockwise from top: Division three grand final best on ground, Anthony Marguccio; Coach Cameron Gillett celebrates premiership success with assistant coach Jason Hardwick; Doncaster East were tthe division three senior premiers for season 2007; Doncaster East premiership player Leigh Murphy.

Team Listing






Awards

Best and Fairest		
Division One Seniors	Chandler Medal	
Craig Anderson	Noble Park	16
Nathan Henley	Vermont	16
Division One Reserves		
Chris Cooper	East Ringwood	21
Division One Colts		
Chris Cerni	East Ringwood	24
Division Two Seniors	Wright Medal	
Eamon Costello	South Croydon	18
Division Two Reserves		
Jon Mole	Rowville	16
Division Two Colts		
Aaron Purves	Rowville	21
Division Three Seniors	Edie Medal	
Dean Grice	Boronia	21
Division Three Reserves		
Ryan Gordon	Doncaster East	11
Scott McCall	Mooroolbark	11
Danny Pullen	Coldstream	11
Division Three Colts		
Matthew Hocking	Mooroolbark	29
Division Four Seniors	James Medal	
Ian Atkinson	Forest Hill	23
Division Four Reserves		
Kris McIntyre	The Basin	16
Division Four Colts		
Xavier Kitch	Whitehorse Pioneers	27
Veterans		
Tim Edwards	Boronia	13
Under 16 Division A		
Jake Buckingham	Norwood	21
Under 16 Division B		
Bartholomew Toohey	North Ringwood	21
Under 16 Division C		
Ryan Humphrey	South Croydon	23
Under 15 Division A		
Guy Phelps	North Ringwood	22
Under 15 Division B		
Ryan Wilson	Scoresby	29
Under 15 Division C		
Jake Fisher	Upper Ferntree Gully	23
Under 14 Division A		
Anthony Papa	Wantirna South	30
Under 14 Division B		
Jacob De Vincentis	Chirnside Park/Mooroolbark	27
Under 14 Division C		
Jack Blyth	Ringwood	30
Under 13 Division A		
George Petrou	Scoresby	26
Under 13 Division B		
Jimmy Sarinn	Wantirna South	29
Under 13 Division C		
Mitchell Remington	Ferntree Gully Eagles	38
Under 12 Division A		
Toby McGurgan	Lilydale	26
Under 12 Division B		
Michael Rice	Glen Waverley Rovers	25
Under 12 Division C		
Raphael Udarbe	South Croydon	28

*Far right from top (left to right): Senior field umpire of the year, Andrew Tong; Trophy Town division one leading goal kicker Matt Greig; Division four back to back senior best and fairest winner Ian Atkinson; Dean Grice was the division three senior best and fairest winner; Eamon Costello won the division two best and fairest medal; Joint division one Chandler medal winners Nathan Henley and Craig Anderson; Whitehorse Pioneers coach Trevor Rowe with his Trophy Town Acheiver of the Year award; Heathmont's Michael Aitken was the Trophy Town division four leading goal kicker; Jake Buckingham (left) won the under 16A best and fairest award.*

Trophy Town	Achiever of the Year
Trevor Rowe	Whitehorse Pioneers
Club Warehouse	Trainer of the Year
Julie Hunter	Vermont21
Trophy Town	Leading Goal Kickers
Division One	
Matt Greig	Vermont95
Division Two	
Nick Tennant	Montrose83
Division Three	
Lukas Appleby	Boronia57
Division Four	
Michael Aitkin	Heathmont112
Grand Final Best on Ground Medals	
Division One	Cliff Tomkins Medal
Nathan Henley	Vermont
Division Two	Gordon Parker Medal
Dustin Apps	Knox
Division Three	Les Leete Medal
Anthony Marguccio	Doncaster East
Division Four	Frank Bibby Medal
Jacob Paulka	Whitehorse Pioneers
BJS	Champion Club Award
Division One	
Vermont	
Division Two	
Knox	
Division Three	
Boronia	
Division Four	
The Basin	
Overall	
Vermont	
Umpire Awards	
Best Senior Field Umpire	
Andrew Tong	
Best Senior Boundary Umpire	
Matthew McCauley	
Best Senior Goal Umpire	
Craig Bilski	
Best Junior Field Umpire	
Nicholas Browne	
Best First Year Junior Field Umpire	
Brendan Hickey	
Gordon Parker Best Conducted Junior Club Award	
East Ringwood	
Junior Lightning Premiership	
Under 10 Winners	
Lilydale	
North Ringwood Black	
North Ringwood Red	
Norwood Black	
Upper Ferntree Gully	
Best Conducted Club	
Montrose	
Under 11 Winners	
Chirnside Park	
Croydon	
Montrose	
North Ringwood Black	
North Ringwood Red	
Norwood Black	
Rowville Hawks	
Best Conducted Club	
Heathmont	





# Senior Ladders

Division One Seniors									
	P	W	L	D	B	For	Ag	%	Pts
Vermont	18	16	2	0	0	2389	1422	168.00	64
East Ringwood	18	14	4	0	0	2288	1540	148.57	56
Noble Park	18	13	5	0	0	2116	1481	142.88	52
Balwyn	18	12	6	0	0	2051	1354	151.48	48
Lilydale	18	12	6	0	0	1915	1729	110.76	48
Blackburn	18	9	8	1	0	1785	1928	92.58	38
Scoresby	18	9	9	0	0	1976	1584	124.75	36
Croydon	18	7	10	1	0	1448	1555	93.12	30
Norwood	18	7	11	0	0	1710	1806	94.68	28
Donvale	18	5	13	0	0	1379	1843	74.82	20
East Burwood	18	2	16	0	0	1236	2082	59.37	8
Ringwood	18	1	17	0	0	927	2896	32.01	4
Division One Reserves									
	P	W	L	D	B	For	Ag	%	Pts
Vermont	18	17	1	0	0	2080	891	233.45	68
Noble Park	18	15	3	0	0	1803	925	194.92	60
East Ringwood	18	14	3	1	0	1758	981	179.20	58
Scoresby	18	12	6	0	0	1772	1403	126.30	48
Lilydale	18	11	6	1	0	1552	1229	126.28	46
Croydon	18	10	8	0	0	1310	1162	112.74	40
Norwood	18	8	10	0	0	1575	1324	118.96	32
Blackburn	18	7	11	0	0	1344	1422	94.51	28
East Burwood	18	6	12	0	0	1306	1387	94.16	24
Donvale	18	3	15	0	0	958	1628	58.85	12
Balwyn	18	3	15	0	0	1069	2013	53.10	12
Ringwood	18	1	17	0	0	489	2651	18.45	4
Division One Colts									
	P	W	L	D	B	For	Ag	%	Pts
East Ringwood	18	17	1	0	0	2615	905	288.95	68
Vermont	18	15	3	0	0	2177	934	233.08	60
Scoresby	18	14	4	0	0	2111	1103	191.39	56
Noble Park	18	13	4	1	0	2071	1317	157.25	54
Norwood	18	13	5	0	0	1562	982	159.06	52
Blackburn	18	9	9	0	0	1277	1499	85.19	36
Croydon	18	6	12	0	0	1016	1653	61.46	24
Donvale	18	5	12	1	0	1020	1544	66.06	22
East Burwood	18	5	13	0	0	1162	1679	78.38	20
Balwyn	18	5	13	0	0	1157	1734	66.72	20
Lilydale	18	4	14	0	0	1077	2496	43.15	16
Ringwood	18	1	17	0	0	573	2126	26.95	4
Division Two Seniors									
	P	W	L	D	B	For	Ag	%	Pts
Knox	18	16	2	0	0	2633	1376	191.35	64
South Croydon	18	14	4	0	0	2407	1737	138.57	56
Doncaster	18	12	6	0	0	1873	1811	103.42	48
Mulgrave	18	12	6	0	0	1770	1725	102.61	48
Wantirna South	18	9	9	0	0	2058	1985	103.68	36
Montrose	18	9	9	0	0	1966	2120	92.74	36
Rowville	18	8	10	0	0	1913	2117	90.36	32
Bayswater	18	7	11	0	0	1683	1969	85.47	28
North Ringwood	18	3	15	0	0	1729	2177	79.42	12
Mitcham	18	0	18	0	0	1463	2478	59.04	0
Division Two Reserves									
	P	W	L	D	B	For	Ag	%	Pts
Knox	18	16	2	0	0	1719	797	215.68	64
Rowville	18	14	4	0	0	1712	1041	164.46	56
Mulgrave	18	14	4	0	0	1556	1187	131.09	56
Montrose	18	12	6	0	0	1542	1263	122.09	48
Mitcham	18	11	7	0	0	1555	1252	124.20	44
North Ringwood	18	8	10	0	0	1275	1327	96.08	32
South Croydon	18	6	12	0	0	1114	1445	77.09	24
Doncaster	18	4	14	0	0	919	1369	67.13	16
Wantirna South	18	4	14	0	0	974	1567	62.16	16
Bayswater	18	1	17	0	0	799	1917	41.68	4
Division Two Colts									
	P	W	L	D	B	For	Ag	%	%Won
Knox	16	15	1	0	2	2171	560	387.68	93.75
Wantirna South	16	11	5	0	2	1373	1110	123.69	68.75
Montrose	16	11	5	0	2	1446	1175	123.06	68.75
North Ringwood	16	10	6	0	2	1546	1059	145.99	62.50
Mulgrave	16	10	6	0	2	1409	1070	131.68	62.50
Rowville	16	7	9	0	2	1336	1388	96.25	43.75
South Croydon	16	5	10	1	2	978	1591	61.47	34.38
Bayswater	16	2	13	1	2	700	1527	45.84	15.63
Mitcham	16	0	16	0	2	668	2147	31.11	0.00

### Division Three Seniors

	P	W	L	D	B	For	Ag	%	%Won
Doncaster East	16	12	4	0	2	1760	1177	149.53	75.00
Boronia	16	12	4	0	2	1608	1301	123.60	75.00
Upper Ferntree Gully	16	12	4	0	2	1644	1555	105.72	75.00
Nunawading	16	9	7	0	2	1700	1552	109.54	56.25
Coldstream	16	9	7	0	2	1629	1660	98.13	56.25
Waverley Blues	16	6	10	0	2	1565	1452	107.78	37.50
Mooroolbark	16	5	11	0	2	1408	1570	89.68	31.25
Templestowe	16	5	11	1	2	1258	1589	79.17	31.25
Warrandyte	16	2	14	0	2	1071	1787	59.93	12.50
Division Three Reserves									
	P	W	L	D	B	For	Ag	%	%Won
Boronia	16	14	1	1	2	1306	700	186.57	90.63
Doncaster East	16	11	4	1	2	1434	1005	142.69	71.88
Mooroolbark	16	11	5	0	2	1297	1180	109.92	68.75
Waverley Blues	16	8	7	1	2	1257	1096	114.69	53.13
Nunawading	16	8	8	0	2	1431	1242	115.22	50.00
Upper Ferntree Gully	16	6	9	1	2	1054	1122	93.94	40.63
Templestowe	16	5	11	0	2	906	1454	62.31	31.25
Coldstream	16	4	12	0	2	992	1392	71.26	25.00
Warrandyte	16	3	13	0	2	859	1345	63.87	18.75
Division Three Colts									
	P	W	L	D	B	For	Ag	%	%Won
Mooroolbark	16	13	3	0	2	1642	933	175.99	81.25
Waverley Blues	15	11	4	0	3	1174	892	131.61	73.33
Doncaster East	15	9	5	1	3	1096	1059	103.49	63.33
Boronia	16	9	6	1	2	1118	823	135.84	59.38
Warrandyte	15	6	9	0	3	948	1137	83.38	40.00
Upper Ferntree Gully	16	5	11	0	2	1170	1258	93.00	31.25
Templestowe	15	0	15	0	3	500	1546	32.34	0.00
Division Four Seniors									
	P	W	L	D	B	For	Ag	%	Pts
Whitehorse Pioneers	18	18	0	0	0	2330	1086	214.55	72
The Basin	18	14	4	0	0	1908	1311	145.54	56
Eastern Lions	18	12	6	0	0	1948	1350	144.30	48
Heathmont	18	12	6	0	0	1813	1300	139.46	48
Forest Hill	18	12	6	0	0	1909	1498	127.44	48
Chirnside Park	18	7	11	0	0	1458	1873	77.84	28
Ferntree Gully Eagles	18	5	13	0	0	1493	1698	87.93	20
Kilsyth	18	5	13	0	0	1289	2116	60.92	20
Surrey Park	18	4	14	0	0	1364	2063	66.12	16
Glen Waverley Hawks	18	1	17	0	0	1233	2450	50.33	4
Division Four Reserves									
	P	W	L	D	B	For	Ag	%	Pts
The Basin	18	18	0	0	0	2018	811	248.83	72
Heathmont	18	15	3	0	0	1564	932	167.81	60
Forest Hill	18	15	3	0	0	1886	1237	152.47	60
Kilsyth	18	12	6	0	0	1493	1282	116.46	48
Whitehorse Pioneers	18	9	9	0	0	1340	1195	112.13	36
Chirnside Park	18	6	12	0	0	1312	1438	91.24	24
Eastern Lions	18	4	14	0	0	1211	1691	71.61	16
Surrey Park	18	4	14	0	0	1098	1651	66.51	16
Ferntree Gully Eagles	18	4	14	0	0	1001	1616	61.94	16
Glen Waverley Hawks	18	3	15	0	0	959	2029	47.26	12
Division Four Colts									
	P	W	L	D	B	For	Ag	%	%Won
Ferntree Gully Eagles	18	18	0	0	0	2154	732	294.26	100.00
Heathmont	18	14	4	0	0	1912	824	232.04	77.78
The Basin	18	11	7	0	0	1648	1241	132.80	61.11
Chirnside Park	18	10	8	0	0	1749	1089	160.61	55.56
Whitehorse Pioneers	18	10	8	0	0	1761	1268	138.88	55.56
Kilsyth	18	7	11	0	0	1312	1306	100.46	38.89
Rosville 2	18	2	16	0	0	1012	2025	49.98	11.11
Eastern Lions	18	0	18	0	0	391	3454	11.32	0.00
Veterans									
	P	W	L	D	B	For	Ag	%	%Won
Boronia	8	8	0	0	1	685	315	217.46	100.00
Forest Hill	8	6	2	0	1	622	341	182.40	75.00
Surrey Park	8	6	2	0	1	592	394	152.50	75.00
Bayswater	8	5	3	0	1	536	434	123.50	62.50
Kilsyth	8	4	4	0	1	531	515	103.11	50.00
Chirnside Park	8	3	5	0	1	386	526	73.38	37.50
South Croydon	8	2	6	0	1	410	637	64.36	25.00
North Ringwood	8	2	6	0	1	373	597	62.48	25.00
Nunawading	8	0	8	0	1	298	674	44.21	0.00

## Senior Finals Results

Division One Seniors				
Elimination Final				
Balwyn	12.20.92	d	Lilydale	13.8.86
Qualifying Final				
Noble Park	18.14.122	d	East Ringwood	14.13.97
First Semi Final				
East Ringwood	12.11.83	d	Balwyn	6.17.53
Second Semi Final				
Noble Park	15.12.102	d	Vermont	11.10.76
Preliminary Final				
Vermont	12.22.94	d	East Ringwood	13.9.87
Grand Final				
Vermont	10.14.74	d	Noble Park	10.10.70
Division One Reserves				
Elimination Final				
Lilydale	8.13.61	d	Scoresby	6.8.44
Qualifying Final				
East Ringwood	17.10.112	d	Noble Park	10.6.66
First Semi Final				
Lilydale	20.7.127	d	Noble Park	10.5.65
Second Semi Final				
East Ringwood	17.12.114	d	Vermont	5.13.43
Preliminary Final				
Vermont	10.10.70	d	Lilydale	7.11.53
Grand Final				
Vermont	10.7.67	d	East Ringwood	6.9.45
Division One Colts				
Elimination Final				
Noble Park	14.11.95	d	Norwood	12.3.75
Qualifying Final				
Vermont	18.10.118	d	Scoresby	10.5.65
First Semi Final				
Scoresby	14.6.90	d	Noble Park	12.11.83
Second Semi Final				
East Ringwood	15.9.99	d	Vermont	13.13.91
Preliminary Final				
Vermont	15.17.107	d	Scoresby	9.13.67
Grand Final				
East Ringwood	14.11.95	d	Vermont	13.16.94
Division Two Seniors				
First Semi Final				
Doncaster	17.18.120	d	Mulgrave	9.10.64
Second Semi Final				
Knox	17.21.123	d	South Croydon	8.11.59
Preliminary Final				
South Croydon	24.22.166	d	Doncaster	7.9.51
Grand Final*				
Knox	18.16.124	d	South Croydon	18.10.118
Division Two Reserves				
First Semi Final				
Mulgrave	15.10.100	d	Montrose	9.11.65
Second Semi Final				
Rowville	15.12.102	d	Knox	3.16.34
Preliminary Final				
Knox	17.13.115	d	Mulgrave	15.6.96
Grand Final				
Rowville	15.13.103	d	Knox	4.10.34
Division Two Colts				
First Semi Final				
North Ringwood	13.16.94	d	Montrose	10.7.67
Second Semi Final				
Knox	13.12.90	d	Wantirna South	11.9.75
Preliminary Final				
Wantirna South	13.17.95	d	North Ringwood	13.8.86
Grand Final				
Knox	15.11.101	d	Wantirna South	10.9.69

\* *Extra time*

**Above:** The Basin defeated the Ferntree Gully Eagles in the division four colts grand final this year, winning the premiership by 17 points.



<b>Division Three Seniors</b>			
<b>First Semi Final</b>			
Upper Ferntree Gully	18.12.120	d	Nunawading 13.27.105
<b>Second Semi Final</b>			
Doncaster East	17.8.110	d	Boronia 15.18.108
<b>Preliminary Final</b>			
Boronia	26.12.168	d	Upper Ferntree Gully 18.10.118
<b>Grand Final</b>			
Doncaster East	18.16.124	d	Boronia 8.12.60
<b>Division Three Reserves</b>			
<b>First Semi Final</b>			
Mooroolbark	11.10.76	d	Waverley Blues 10.11.71
<b>Second Semi Final</b>			
Boronia	12.15.87	d	Doncaster East 6.17.53
<b>Preliminary Final</b>			
Doncaster East	19.18.132	d	Mooroolbark 8.6.54
<b>Grand Final</b>			
Boronia	12.16.88	d	Doncaster East 8.13.61
<b>Division Three Colts</b>			
<b>First Semi Final</b>			
Boronia	16.13.109	d	Doncaster East 8.11.59
<b>Second Semi Final</b>			
Mooroolbark	18.12.120	d	Waverley Blues 12.14.86
<b>Preliminary Final</b>			
Boronia	13.14.92	d	Waverley Blues 10.10.70
<b>Grand Final</b>			
Mooroolbark	12.6.78	d	Boronia 10.10.70
<b>Division Four Seniors</b>			
<b>First Semi Final</b>			
Heathmont	9.12.66	d	Eastern Lions 6.14.50
<b>Second Semi Final</b>			
Whitehorse Pioneers	16.15.111	d	The Basin 8.4.52
<b>Preliminary Final</b>			
Heathmont	10.14.74	d	The Basin 11.6.72
<b>Grand Final</b>			
Whitehorse Pioneers	18.18.126	d	Heathmont 3.4.22
<b>Division Four Reserves</b>			
<b>First Semi Final</b>			
Forest Hill	16.15.111	d	Kilsyth 10.6.66
<b>Second Semi Final</b>			
Heathmont	8.13.61	d	The Basin 9.6.60
<b>Preliminary Final</b>			
Forest Hill	5.9.39	d	The Basin 3.15.33
<b>Grand Final</b>			
Forest Hill	12.16.88	d	Heathmont 7.8.50
<b>Division Four Colts</b>			
<b>First Semi Final</b>			
The Basin	13.13.91	d	Chirnside Park 5.14.44
<b>Second Semi Final</b>			
Ferntree Gully Eagles	14.13.97	d	Heathmont 10.4.64
<b>Preliminary Final</b>			
The Basin	10.10.70	d	Heathmont 7.6.48
<b>Grand Final</b>			
The Basin	10.18.78	d	Ferntree Gully Eagles 9.7.61
<b>Veterans</b>			
<b>Semi Final One</b>			
Boronia	12.14.86	d	Bayswater 12.4.76
<b>Semi Final Two</b>			
Forest Hill	11.9.75	d	Surrey Park 11.8.74
<b>Grand Final</b>			
Boronia	17.13.115	d	Forest Hill 6.7.43



Junior Ladders

Under 16 Division A								
	P	W	L	D	For	Ag	%	Pts
Rowville Hawks	14	14	0	0	1358	589	230.56	56
Knox	14	11	3	0	1183	766	154.44	44
Surrey Park	14	10	4	0	1258	775	162.32	40
Norwood	14	9	5	0	1191	733	162.48	36
The Basin	14	8	6	0	936	826	113.32	32
Upper Ferntree Gully	14	7	7	0	1099	935	117.54	28
St Simons	14	5	9	0	892	1090	81.83	20
Lilydale	14	4	10	0	773	1202	64.31	16
Vermont	14	2	12	0	693	1450	47.79	8
Waverley Blues	14	0	14	0	459	1476	31.10	0

Under 16 Division B								
	P	W	L	D	For	Ag	%	Pts
Glen Waverley Rovers	14	11	3	0	1287	539	238.78	44
East Ringwood	14	11	3	0	1062	812	130.79	44
Montrose	14	10	4	0	1095	765	143.14	40
North Ringwood	14	10	4	0	1167	912	127.96	40
Scoresby	14	7	7	0	907	866	104.73	28
Mitcham	14	5	9	0	1055	1138	92.71	20
Croydon	14	5	9	0	804	936	85.90	20
Blackburn	14	5	9	0	982	1212	81.02	20
Mooroolbark	14	3	11	0	749	1363	54.95	12
Boronia	14	3	11	0	642	1207	53.19	12

Under 16 Division C								
	P	W	L	D	For	Ag	%	Pts
Wantirna South	14	14	0	0	1756	443	396.39	56
South Croydon	14	12	2	0	1708	636	268.55	48
Bayswater	14	9	5	0	1337	739	180.92	36
Rowville Gold	14	9	5	0	1077	846	127.30	36
East Burwood	14	6	8	0	811	1144	70.89	24
Kilsyth	14	4	10	0	741	1296	57.18	16
Ferntree Gully Eagles	14	2	12	0	568	1337	42.48	8
Coldstream	14	0	14	0	381	1938	19.66	0

Under 15 Division A								
	P	W	L	D	For	Ag	%	Pts
Rowville Hawks	14	12	2	0	1356	616	220.13	48
North Ringwood	14	12	2	0	1350	691	195.37	48
Wantirna South	14	12	2	0	1184	703	168.42	48
Lilydale Blue	14	8	6	0	1109	748	148.26	32
Blackburn	14	7	6	1	1030	959	107.40	30
Donvale	14	6	8	0	908	1011	89.81	24
Glen Waverley Rovers	14	4	10	0	761	1159	65.66	16
Bayswater	14	3	11	0	723	1169	61.85	12
Vermont	14	3	11	0	670	1383	48.45	12
Montrose	14	2	11	1	755	1407	53.66	10

Under 15 Division B								
	P	W	L	D	For	Ag	%	Pts
Scoresby	14	13	1	0	1405	545	257.80	52
Norwood	14	13	1	0	1246	553	225.32	52
Ferntree Gully Eagles	14	11	3	0	1266	751	168.58	44
Heathmont	14	8	6	0	1065	906	117.55	32
East Ringwood	14	7	7	0	1055	867	121.68	28
Knox	14	7	7	0	900	797	112.92	28
Mitcham/Ringwood	14	5	9	0	874	1011	86.45	20
Chirnside Park	14	3	11	0	639	1094	58.41	12
Boronia	14	3	11	0	609	1139	53.47	12
St Simons	14	0	14	0	316	1712	18.46	0

Under 15 Division C								
	P	W	L	D	For	Ag	%	Pts
The Basin	14	12	2	0	1310	481	272.35	48
South Croydon	14	11	2	1	1255	547	229.43	46
East Burwood	14	11	3	0	1077	451	238.80	44
Upper Ferntree Gully	14	8	5	1	1136	808	140.59	34
Rowville Gold	14	7	7	0	929	772	120.34	28
Lilydale Gold	14	3	11	0	762	1286	59.25	12
Glen Waverley Hawks	14	3	11	0	671	1386	48.41	12
Croydon	14	0	14	0	372	1781	20.89	0

Under 14 Division A								
	P	W	L	D	For	Ag	%	Pts
St Simons	14	13	1	0	1170	615	190.24	52
Rowville Hawks	14	12	2	0	1347	446	302.02	48
North Ringwood	14	12	2	0	1093	616	177.44	48
Wantirna South	14	10	4	0	962	697	138.02	40
East Ringwood	14	9	5	0	1066	845	126.15	36
Boronia	14	7	7	0	923	947	97.47	28
Norwood Black	14	6	8	0	872	972	89.71	24
Vermont	14	5	9	0	673	854	78.81	20
The Basin	14	4	10	0	892	1121	79.57	16
Heathmont	14	3	11	0	654	1352	48.37	12
Glen Waverley Hawks	14	2	12	0	640	901	71.03	8
Knox	14	1	13	0	467	1393	33.52	4

Under 14 Division B								
	P	W	L	D	For	Ag	%	Pts
Mooroolbark/Chirnside Pk	14	13	1	0	1459	533	273.73	52
Lilydale Blue	14	12	2	0	1472	637	231.08	48
Ferntree Gully Eagles Blue	14	10	4	0	1157	582	198.80	40
Glen Waverley Rovers	14	8	6	0	1122	616	182.14	32
Montrose	14	8	6	0	832	942	88.32	32
Upper Ferntree Gully	14	6	8	0	821	995	82.51	24
Blackburn	14	6	8	0	900	1265	71.15	24
South Croydon	14	4	10	0	773	1151	67.16	16
Bayswater	14	3	11	0	679	1373	49.45	12
Croydon	14	0	14	0	625	1746	35.80	0

Under 14 Division C								
	P	W	L	D	For	Ag	%	Pts
Scoresby	14	13	1	0	1468	418	351.20	52
Donvale	14	13	1	0	1254	520	241.15	52
Waverley Blues	14	10	4	0	1107	604	183.28	40
Ringwood	14	10	4	0	1117	675	165.48	40
East Burwood	14	8	6	0	1120	602	186.05	32
Lilydale Gold	14	7	7	0	977	795	122.89	28
Kilsyth	14	7	7	0	844	804	104.98	28
Norwood Purple	14	7	7	0	816	822	99.27	28
Coldstream	14	5	9	0	785	964	81.43	20
Ferntree Gully Eagles Gold	14	3	11	0	508	1026	49.51	12
Forest Hill	14	1	13	0	424	1539	27.55	4
Rowville Gold	14	0	14	0	227	1878	12.09	0

Under 13 Division A								
	P	W	L	D	For	Ag	%	Pts
Rowville Hawks	14	14	0	0	1399	265	527.92	56
Blackburn	14	12	2	0	1207	478	252.51	48
Lilydale	14	11	3	0	848	550	154.18	44
Norwood Black	14	8	6	0	760	675	112.59	32
Scoresby	14	8	6	0	830	898	92.43	32
East Ringwood	14	7	7	0	672	769	87.39	28
Donvale	14	7	7	0	694	849	81.74	28
Croydon	14	6	8	0	665	829	80.22	24
North Ringwood	14	5	9	0	595	663	89.74	20
St Simons Blue	14	2	12	0	486	884	54.98	8
Bayswater	14	2	12	0	488	1155	42.25	8
Boronia	14	2	12	0	347	976	35.55	8

Under 13 Division B								
	P	W	L	D	For	Ag	%	Pts
Vermont	14	13	1	0	1437	477	301.26	52
East Burwood Black	14	12	2	0	1608	437	367.96	48
Waverley Blues	14	12	2	0	1294	627	206.38	48
Mooroolbark	14	10	4	0	1146	750	152.80	40
Upper Ferntree Gully	14	9	5	0	921	571	161.30	36
Wantirna South	14	7	7	0	958	741	129.28	28
Chirnside Park	14	6	8	0	667	956	69.77	24
Rowville Gold	14	5	9	0	490	892	54.93	20
Knox	14	4	10	0	673	1084	62.08	16
Montrose	14	3	11	0	780	1063	73.38	12
Glen Waverley Rovers	14	3	11	0	465	1090	42.66	12
Mitcham	14	0	14	0	190	1941	9.79	0

Under 13 Division C								
	P	W	L	D	For	Ag	%	Pts
Ringwood	14	13	1	0	1391	395	352.15	52
The Basin	14	12	2	0	1385	404	342.82	48
Ferntree Gully Eagles	14	11	3	0	1237	424	291.75	44
South Croydon	14	11	3	0	1109	651	170.35	44
Eastern Lions	14	6	8	0	837	829	100.97	24
Norwood Purple	14	6	8	0	728	861	84.55	24
Heathmont	14	5	9	0	863	928	93.00	20
Glen Waverley Hawks	14	4	10	0	590	988	59.72	16
East Burwood White	14	2	12	0	593	1287	46.08	8
St Simons White	14	0	14	0	170	2136	7.96	0

Under 12 Division A								
	P	W	L	D	For	Ag	%	Pts
Rowville Hawks	14	12	2	0	836	225	371.56	48
East Ringwood	14	11	2	1	1063	279	381.00	46
Ferntree Gully Eagles	14	11	3	0	556	317	175.39	44
Vermont	14	10	3	1	879	384	228.91	42
Norwood Black	14	10	4	0	785	391	200.77	40
Knox	14	9	5	0	575	411	139.90	36
North Ringwood	14	6	8	0	308	694	44.38	24
Wantirna South White	14	4	10	0	345	594	58.08	16
East Burwood	14	4	10	0	356	668	53.29	16
Lilydale	14	4	10	0	327	802	40.77	16
St Simons White	14	2	12	0	266	691	38.49	8
Croydon	14	0	14	0	246	1086	22.65	0

Under 12 Division B								
	P	W	L	D	For	Ag	%	Pts
Blackburn	14	11	3	0	611	300	203.67	44
Montrose	14	11	3	0	608	306	198.69	44
Glen Waverley Rovers	14	11	3	0	628	370	169.73	44
Waverley Blues	14	10	4	0	657	431	152.44	40
Glen Waverley Hawks	14	9	5	0	582	435	133.79	36
Boronia	14	7	7	0	492	334	147.31	28
Donvale	14	7	7	0	495	448	110.49	28
The Basin	14	6	8	0	470	413	113.80	24
Chirnside Park	14	5	9	0	372	497	74.85	20
Rowville Gold	14	4	10	0	400	706	56.66	16
Heathmont	14	2	12	0	288	734	39.24	8
Bayswater	14	1	13	0	177	806	21.96	4



Junior Finals Results

Under 16 Division A				
First Semi Final				
Norwood	11.12.78	d	Surrey Park	8.7.55
Second Semi Final				
Rowville	11.11.77	d	Knox	8.13.61
Preliminary Final				
Norwood	12.17.89	d	Knox	5.6.36
Grand Final				
Norwood	19.9.123	d	Rowville	10.12.72
Under 16 Division B				
First Semi Final				
Montrose	7.11.53	d	North Ringwood	6.4.40
Second Semi Final				
Glen Waverley Rovers	17.16.118	d	East Ringwood	8.2.50
Preliminary Final				
East Ringwood	16.7.103	d	Montrose	7.8.50
Grand Final				
Glen Waverley Rovers	11.10.76	d	East Ringwood	6.8.44
Under 16 Division C				
First Semi Final				
Rowville	15.6.96	d	Bayswater	13.12.90
Second Semi Final				
Wantirna South	5.12.42	d	South Croydon	2.8.20
Preliminary Final				
South Croydon	16.14.110	d	Rowville	5.10.40
Grand Final				
South Croydon	9.9.63	d	Wantirna South	7.4.46
Under 15 Division A				
First Semi Final				
Lilydale	16.18.114	d	Wantirna South	12.6.78
Second Semi Final				
North Ringwood	10.10.70	d	Rowville	4.8.32
Preliminary Final				
Lilydale	9.7.61	d	Rowville	8.4.52
Grand Final				
North Ringwood	9.6.60	d	Lilydale	5.11.41

Under 15 Division B				
First Semi Final				
Ferntree Gully Eagles	11.13.79	d	Heathmont	6.6.42
Second Semi Final				
Scoresby	10.13.73	d	Norwood	5.4.34
Preliminary Final				
Ferntree Gully Eagles	9.18.72	d	Norwood	3.10.28
Grand Final				
Ferntree Gully Eagles	9.10.64	d	Scoresby	6.8.44
Under 15 Division C				
First Semi Final				
East Burwood	9.9.63	d	Upper Ferntree Gully	4.7.31
Second Semi Final				
The Basin	12.8.80	d	South Croydon	6.6.42
Preliminary Final				
East Burwood	13.7.85	d	South Croydon	5.4.34
Grand Final				
The Basin	6.13.49	d	East Burwood	3.4.22
Under 14 Division A				
First Semi Final				
Wantirna South	12.10.82	d	North Ringwood	7.11.53
Second Semi Final				
St Simons	9.9.63	d	Rowville	2.5.17
Preliminary Final				
Rowville	14.7.91	d	Wantirna South	11.6.72
Grand Final				
St Simons	9.6.60	d	Rowville	9.5.59
Under 14 Division B				
First Semi Final				
Glen Waverley Rovers	7.10.52	d	Ferntree Gully Eagles	6.13.49
Second Semi Final				
Lilydale	14.11.95	d	Mooroolbark/Chirnside Park	7.6.48
Preliminary Final				
Mooroolbark/Chirnside Park	10.12.72	d	Glen Waverley Rovers	6.7.43
Grand Final				
Lilydale	18.15.123	d	Mooroolbark/Chirnside Park	5.7.37

Under 14 Division C				
First Semi Final				
Waverley Blues	8.10.58	d	Ringwood	5.10.40
Second Semi Final				
Donvale	6.10.46	d	Scoresby	6.8.44
Preliminary Final				
Scoresby	12.12.84	d	Waverley Blues	5.8.38
Grand Final				
Donvale	10.9.69	d	Scoresby	7.11.53
Under 13 Division A				
First Semi Final				
Lilydale	12.6.78	d	Norwood	5.13.43
Second Semi Final				
Rowville	8.9.57	d	Blackburn	5.1.31
Preliminary Final				
Lilydale	9.6.60	d	Blackburn	7.5.47
Grand Final				
Rowville	13.9.87	d	Lilydale	6.6.42
Under 13 Division B				
First Semi Final				
Waverley Blues	15.17.107	d	Mooroolbark	6.6.42
Second Semi Final				
Vermont	13.10.88	d	East Burwood	8.7.55
Preliminary Final				
East Burwood	9.10.64	d	Waverley Blues	4.2.26
Grand Final				
Vermont	13.11.89	d	East Burwood	5.6.36
Under 13 Division C				
First Semi Final				
Ferntree Gully Eagles	9.10.64	d	South Croydon	4.8.32
Second Semi Final				
The Basin	9.8.62	d	Ringwood	2.8.20
Preliminary Final				
Ringwood	8.11.59	d	Ferntree Gully Eagles	3.2.20
Grand Final				
The Basin	8.8.56	d	Ringwood	5.6.36

Under 12 Division A				
First Semi Final				
Vermont	14.14.98	d	Ferntree Gully Eagles	0.1.1
Second Semi Final				
Rowville	7.7.49	d	East Ringwood	4.4.28
Preliminary Final				
Vermont	3.6.24	d	East Ringwood	2.4.16
Grand Final				
Vermont	8.7.55	d	Rowville	4.4.28
Under 12 Division B				
First Semi Final				
Waverley Blues	2.7.19	d	Glen Waverley Rovers	2.4.16
Second Semi Final				
Blackburn	4.3.27	d	Montrose	3.8.26
Preliminary Final				
Montrose	5.7.37	d	Waverley Blues	5.2.32
Grand Final				
Blackburn	5.6.36	d	Montrose	2.6.18
Under 12 Division C				
First Semi Final				
Coldstream	11.8.74	d	Upper Ferntree Gully	3.1.19
Second Semi Final				
Forest Hill	8.7.55	d	Ringwood	3.2.20
Preliminary Final				
Ringwood	5.13.43	d	Coldstream	1.2.8
Grand Final				
Ringwood	7.4.46	d	Forest Hill	4.4.28

Right (clockwise from top): Paul Fiorenza (left) in action, watched by teammate Jamie Carpenter (right); Premiership player Dylan Tempany; The 2007 division four senior premiers – Whitehorse Pioneers; Whitehorse premiership player Zac Tarr.





# SEN Teams of the Year

Division One			
Coach: Brett Fisher (Lilydale) Captain: Daniel Sheers (East Ringwood)			
B	Ryan Carafa (Blackburn)	Daniel Sheers (East Ringwood)	Kris Bardon (Vermont)
HB	Robbie Ferraro (Noble Park)	Daniel Rigg (Noble Park)	James Grant (Croydon)
C	Chris Jones (Donvale)	Allan Murray (Balwyn)	Nathan Henley (Vermont)
HF	Adrian Cox (Lilydale)	Sam Cranage (Balwyn)	Kris Barlow (Noble Park)
F	Damien Yze (East Burwood)	Matt Greig (Vermont)	Brendan Holowiuk (East Ringwood)
Foll	Steve Finlayson (Scoresby)	Nick Ries (Balwyn)	Craig Anderson (Noble Park)
Int	Andrew Seddon (Lilydale)	Grant McCarthy (Vermont)	Ash Froud (Vermont)
Division Two			
Coach: Paris Harvie (South Croydon) Captain: Eamon Costello (South Croydon)			
B	Matt Windsor (Knox)	Brent Jane (Bayswater)	Scott Glover (Mitcham)
HB	Jarrod Fearon-Brown (Mulgrave)	Dustin Apps (Knox)	Scott Edgecumbe (Wantirna South)
C	Chris Annakis (Doncaster)	Daniel McLachlan (Bayswater)	Brad Fowler (Mulgrave)
HF	Matt Hayhurst (Bayswater)	Lucas Murphy (South Croydon)	Paul Tredrea (Knox)
F	Adam Slater (Knox)	Nick Tennant (Montrose)	Michael King (South Croydon)
Foll	Lucas Davies (South Croydon)	Eamon Costello (South Croydon)	Brad Hutchinson (Wantirna South)
Int	Stuart Wynd (Knox)	Cody Morris (Rowville)	Alex Bakens (Knox)
Division Three			
Coach: Darren Linkins (Boronia) Captain: Cameron Gillett (Doncaster East)			
B	Craig McKenzie (Boronia)	Tim Baker (Coldstream)	Marco Bello (Nunawading)
HB	Cameron Gillett (Doncaster East)	Lukas Appleby (Boronia)	Matt Price (Coldstream)
C	Tate Hickleton (Upper Ferntree Gully)	Leigh Murphy (Doncaster East)	Matt Wood (Warrandyte)
HF	Matt Polkinghorne (Mooroolbark)	Glenn Mahoney (Waverley Blues)	Matt Petracca (Upper Ferntree Gully)
F	Johnny Pignataro (Coldstream)	Grant Noonan (Upper Ferntree Gully)	Julian Violato (Templestowe)
Foll	Rod Vanhattum (Waverley Blues)	Leam Doughty (Coldstream)	Dean Grice (Boronia)
Int	Andrew Goland (Nunawading)	Michael Parthenides (Doncaster East)	Liam Riley (Templestowe)
Division Four			
Coach: Trevor Rowe (Whitehorse Pioneers) Captain: Danny Russo (Eastern Lions)			
B	Scott Graham (Whitehorse Pioneers)	Leigh Rankin (Eastern Lions)	Zac Tarr (Whitehorse Pioneers)
HB	Chad Mitchell (Eastern Lions)	Matt Smith (The Basin)	Stephen Pepping (Chirside Park)
C	Shaun Leach (Heathmont)	Ian Atkinson (Forest Hill)	Jamie Devenish (Eastern Lions)
HF	Daniel Deieso (Ferntree Gully Eagles)	Jacob Paulka (Whitehorse Pioneers)	John Dinicolantonio (Whitehorse Pioneers)
F	David Mazins (Eastern Lions)	Michael Aitken (Heathmont)	Aaron Jones (Forest Hill)
Foll	Danny Russo (Eastern Lions)	Ben Holmes (The Basin)	Jamie Carpenter (Whitehorse Pioneers)
Int	Mark Pemberton (Forest Hill)	Justin Gadd (Glen Waverley Hawks)	Aaron Pettinella (Chirside Park)

Left: The Basin's Ben Holmes was named ruck rover in division four.  
This page (clockwise from top): Division one team of the year half forward flank Kris Barlow; Marco Bello was named in the back pocket in the division three team of the year; Division two centre half forward was South Croydon's Lucas Murphy.





# Life Members

## 300 Game Player Life Members

Steve Mills	Peter Baker	Neil Wells
Graeme Allan	Len Taylor	John O'Brien
Alan Bateson	Doug Brumby	Paul Fyander
Phil Mason	Greg Smith	Michael Redpath
Geoff D'Arcy *	Roger O'Brien	Tony Walsh
John Hayhurst	Bill Leach	Greg Krenn
Colin Tainton	Kevin Heinze	Anthony Hehir
Robert Hayhurst	Brian Coopersmith	Paul Sparkes
Des Brown	Brendan Curtis	Terry McCormick
Bill Duff	Max Vincent	Colin Krenn
Steven Davis	Andy Hayman	Darren Mason
Gordon Cowley	Alex Argentino	David Bending
Peter Steele	Trevor McPhee*	Nick Tennant
Robin Rogers	Ken Melville	Erwin Anadoli
Peter Bowie	Bill Mutsaers	Cameron Browne
John Wood	Keith Stocker	Dean Buckley
Colin Schelfhout	Craig Marson	Mark Djordjevic
Stuart Cook	Patrick Schneider	Rod Marget
Bill Bowie	Mark Gow	Gerald Toohey
Neale Trollope	Greg Smith	Dale Vitiritti
Graeme Milburn	Don Hall*	
Roy Baldwin	Alan Espie	
Allan Shaw	Alan Whelan	
Terry Morris	Les Millar	
John Harrop	David Dietrich	
Anthony Gleeson	Lorenzo Marotti	
Ian Spencer	Ray Lacey	

## Life Members

Clive Sleeman *	Peter Luttick
Reg Mathews *	Len Mackay *
Cliff Tomkins	Vern Clauscen
Walter Cornhill*	Geoff Dempster
Paul Edie *	John Milburn
Sir Gilbert Chandler *	Margaret Trollop
Kevin Pratt *	Michael Whiting
Frank Bibby	Rob Peak
James Austin *	Steve Semken
Albert McLellan *	
Gerald Black *	
Kenneth Wright *	
Les Leete *	
Gordon Parker	
William Baldwin *	
Jim Elmer *	
A Robert Tregear	
Barry Raymer	
Wayne Reddaway	
Ian Kerr	
Gary Brunnen	
Ron Smith	
Ken Walters	
Heather Kleesh	
Peter Colorette	
Brian Hawkins	
Sandra Smith	

\* Denotes deceased

# Financial Report

## Statement by Board Members

The board has determined that the association is not a reporting entity and that this special purpose financial report should have been prepared in accordance with the accounting policies outlined in Note 1 to the financial statements.

In the opinion of the board the financial report as set out on pages 34 to 39,

1. Presents fairly the financial position of the Eastern Football League Inc. as at 31 October 2007 and its performance for the year ended on that date.
2. At the date of this statement, there are reasonable grounds to believe that the Eastern Football League will be able to pay its debts as and when they fall due.

This statement is made in accordance with a resolution of the board and is signed for and on behalf of the board by:

**Chairman**  
Stephen Jones

**Deputy Chairman**  
Bruce Peak

Dated this 13th day of November 2007

### EFL Legends\*

<b>Gary Galvin</b>	1980 (1)	1981 (2)	1982 (1)
<b>Russell Stratton</b>	1988 (4)	1990 (3)	1993 (4) 1996 (3)
<b>Gavin McNay</b>	1989 (4)	1991 (3)	1994 (3)
<b>Matt Price</b>	2001 (4)	2003 (3)	2005 (3)
<b>Nick Cox</b>	2000 (1)	2004 (3)	2006 (2)
<b>Ian Atkinson</b>	1998 (3)	2006 (4)	2007 (4)

\* Any player in the EFL senior ranks (not reserves) who has achieved three best and fairest wins in his career, is award EFL Legend status (division in brackets).

This page: Heathmont's Cameron Browne runs onto the ground for his 300th game.



# Financial Report

## Balance Sheet

AS AT 31 OCTOBER 2007

		2007 \$	2006 \$
<b>Current Assets</b>			
Cash and cash equivalents	3	605,709	545,425
Trade and other receivables	4	86,599	98,566
Other current assets	5	62,551	38,755
<b>Total Current Assets</b>		<b>754,859</b>	<b>682,746</b>
<b>Non Current Assets</b>			
Property, plant and equipment	6	635,217	605,018
<b>Total Non Current Assets</b>		<b>635,217</b>	<b>605,018</b>
<b>TOTAL ASSETS</b>		<b>1,390,076</b>	<b>1,287,764</b>
<b>Current Liabilities</b>			
Trade and other payables	7	54,002	55,364
Hire purchase liability	9	0	6,712
<b>Total Current Liabilities</b>		<b>54,002</b>	<b>62,076</b>
<b>Non Current Liabilities</b>			
Provisions	8	23,748	16,068
Hire purchase liability	9	0	24,208
<b>Total Non Current Liabilities</b>		<b>23,748</b>	<b>40,276</b>
<b>TOTAL LIABILITIES</b>		<b>77,750</b>	<b>102,352</b>
<b>NET ASSETS</b>		<b>1,312,326</b>	<b>1,185,412</b>
<b>Equity</b>			
Retained earnings	10	1,312,326	1,185,412
<b>TOTAL EQUITY</b>		<b>1,312,326</b>	<b>1,185,412</b>

The accompanying notes form part of these financial statements.

## Income Statement

FOR YEAR ENDED 31 OCTOBER 2007

		2007 \$	2006 \$
Sales Revenue		540,153	550,760
Cost of Sales		353,252	368,060
<b>Gross Profit</b>		<b>186,901</b>	<b>182,700</b>
Payroll Tax Refund		0	52,437
Other Revenues	2	1,954,742	1,736,338
Expenses		2,014,729	1,814,282
Profit before income tax		126,914	157,193
Income tax expense	1e	0	0
		<b>126,914</b>	<b>157,193</b>

The accompanying notes form part of these financial statements.

# Financial Report

## Statement of Changes in Equity

FOR YEAR ENDED 31 OCTOBER 2007

	Retained Earnings \$	Total \$
<b>Balance at 1 November 2005</b>	1,028,219	1,028,219
Profit attributable to the members of the company	157,193	157,193
<b>Balance at 31 October 2006</b>	1,185,412	1,185,412
Profit attributable to the members of the company	126,914	126,914
<b>Balance at 31 October 2007</b>	<b>1,312,326</b>	<b>1,312,326</b>

The accompanying notes form part of these financial statements.

## Cash Flow Statement

FOR YEAR ENDED 31 OCTOBER 2007

	2007 \$	2006 \$
<b>Cash flows from operating activities</b>		
Cash receipts in the course of operations	2,698,066	2,483,414
Interest Received	24,562	21,321
Cash payments in the course of operations	(2,612,035)	(2,411,976)
Interest and other costs of finance paid	(4,610)	(5,526)
<b>Net cash provided by (used in) operating activities</b>	<b>105,983</b>	<b>87,233</b>
<b>Cash flows from investing activities</b>		
Payments for property, plant and equipment	(57,972)	(20,563)
Proceeds from sale of property, plant and equipment	12,273	0
<b>Net cash (used in) provided by investing activities</b>	<b>(45,699)</b>	<b>(20,563)</b>
<b>Cash flows from financing activities</b>		
Repayments of borrowings	0	(5,595)
<b>Net cash (used in) provided by investing activities</b>	<b>0</b>	<b>(5,595)</b>
Net increase (decrease) in cash held	60,284	61,075
Cash at beginning of the financial year	3 545,425	484,350
<b>CASH HELD AT THE END OF FINANCIAL YEAR</b>	<b>3 605,709</b>	<b>545,425</b>

The accompanying notes form part of these financial statements.



# Financial Report

## Notes to and forming part of the Financial Statements

FOR YEAR ENDED 31 OCTOBER 2007

### 1. Summary of Significant Accounting Policies

This financial report is a special purpose financial report prepared in order to satisfy the financial reporting requirements of the Associations Incorporation Act 1981 (Vic), for use by the members of the league and to fulfil the board's requirements to prepare financial statements.

The financial report has been prepared in accordance with the requirements of the Associations Incorporation Act 1981 (Vic) and the following Accounting Standards:

AASB 101	Presentation of Financial Statements
AASB 107	Cash Flow Statement
AASB 108	Accounting Policies, Changes in Accounting Estimates and Errors
AASB 110	Events after Balance Sheet Date
AASB 116	Property, Plant and Equipment
AASB 117	Leases
AASB 118	Revenue
AASB 1031	Materiality

No other applicable Accounting Standards, Australian Accounting Interpretations or other authoritative pronouncements of the Australian Accounting Standards Board have been applied

The financial report has been prepared on an accruals basis and is based on historic costs and does not take into account changing money values or, except where specifically stated, current valuations of non-current assets.

The following material accounting policies, which are consistent with the previous period unless otherwise stated, have been adopted in the preparation of this financial report.

#### a) PROPERTY, PLANT & EQUIPMENT

Each class of property, plant and equipment is carried at cost or fair value less, where applicable, any accumulated depreciation and impairment loss.

The carrying amount of plant and equipment is reviewed annually by directors to ensure it is not in excess of the recoverable amount from these assets. The recoverable amount is assessed on the basis of the expected net cash flows that will be received from the assets employment and subsequent disposal. The expected net cash flows have been discounted to their present values in determining recoverable amounts.

Subsequent costs are included in the asset's carrying amount or recognised as a separate asset, as appropriate, only when it is probable that future economic benefits associated with the item will flow to the group and the cost of the item can be measured reliably. All other repairs and maintenance are charged to the income statement during the financial period in which they are incurred.

The directors have assessed the current market value of the league's land and buildings as at least \$650,000, based on the most recent Knox City Council valuation.

#### b) DEPRECIATION

The depreciable amount of all fixed assets is depreciated on a straight line basis over their useful lives commencing from time the asset is held ready for use.

The depreciation rates used for each class of assets are as follows:

Freehold Improvements	9% to 33%
Furniture and Equipment	20%
Computers	20%
Motor Vehicles	20%

#### c) LEASES

Leases of fixed assets where substantially all the risks and benefits incidental to the ownership of the asset, but not the legal ownership, are transferred to the association are classified as finance leases.

Finance leases are capitalised by recording an asset and a liability at the lower of the amount equal to the fair value of the leased property or the present value of the minimum lease payments, including any guaranteed residual values. Lease payments are allocated between the reduction of the lease liability and the lease interest expense for the period.

Leased assets are depreciated on a straight-line basis over their estimated useful lives where it is likely that the association will obtain ownership of the asset or ownership over the term of the lease.

#### d) REVENUE RECOGNITION

##### Sales Revenue

Sales Revenue represents revenue earned (net of returns, discounts and allowances) from the sale of products and services. Sales revenue is recorded when the goods are dispatched.

##### Interest Income

Interest Income is recognised as it accrues.

##### Asset Sales

The profit or loss on disposal of assets is included as revenue of the company. Such profit or loss on disposal of assets is brought to account at the date an unconditional contract of sale is signed.

#### e) INCOME TAX

The league has been granted an income tax exemption by the Australian Tax Office.

#### f) INVENTORIES

Inventories are measured at the lower of cost and net realisable value. The cost is based on the first in, first out principle and includes expenditure incurred in acquiring the inventories and bringing them to their existing condition and location.

Net realisable value is determined on the basis of the company's normal selling pattern. Expenses of marketing, selling and distribution to customers are estimated and are deducted to establish net realisable value.

#### g) EMPLOYEE BENEFITS

Provision is made for the company's liability for employee benefits arising from services rendered by employees to balance date. Employee benefits that are expected to be settled within one year have been measured at the amounts expected to be paid when the liability is settled, plus related on-costs. Employee benefits payable later than one year have been measured at the present value of the estimated future cash outflows to be made for those benefits.

#### h) GOODS AND SERVICES TAX

Revenues, expenses and assets are recognised net of the amount of GST, except where the amount of GST incurred is not recoverable from the Australian Taxation Office. In these circumstances, the GST is recognised as part of the cost of acquisition of the asset or as part of an item of the expense. Receivables and payables in the balance sheet are shown inclusive of GST.

#### j) IMPAIRMENT OF ASSETS

At each reporting date, the association reviews the carrying values of its tangible and intangible assets to determine whether there is any indication that those assets have been impaired. If such an indication exists, the recoverable amount of the asset, being the higher of the asset's fair value less costs to sell and value in use, is compared to the asset's carrying value. Any excess of the asset's carrying value over its recoverable amount is expensed to the income statement.

Where it is not possible to estimate the recoverable amount of an individual asset, the group estimates the recoverable amount of the cash-generating unit to which the asset belongs.

#### k) COMPARATIVE AMOUNTS

Where required by Accounting Standards comparative figures have been adjusted to conform with changes in presentation for the current financial year.



# Financial Report

Notes to and forming part of the Financial Statements

FOR YEAR ENDED 31 OCTOBER 2007

	2007 \$	2006 \$
<b>2. Operating Profit / (Loss)</b>		
Operating revenue and expenses		
Operating profit has been arrived at after including		
<b>Operating revenue</b>	<b>2,494,893</b>	<b>2,339,535</b>
<b>3. Cash and Cash Equivalents</b>		
<b>Cash at bank and in hand</b>	<b>605,709</b>	<b>545,425</b>
<b>4. Trade and Other Receivables</b>		
Club debtors	103,419	107,362
Less provision for doubtful debts	(16,820)	(8,796)
	<b>86,599</b>	<b>98,566</b>
<b>5. Other Current Assets</b>		
Stock on hand	24,406	22,413
Other debtors	27,764	1,412
Friends of the East	0	4,359
GST receivable	10,381	10,571
	<b>62,551</b>	<b>38,755</b>
<b>6. Property, Plant &amp; Equipment</b>		
Freehold land at cost	240,000	240,000
Building at cost	303,264	303,264
	<b>543,264</b>	<b>543,264</b>
Freehold improvements at cost	30,660	30,660
Less accumulated depreciation	(17,609)	(16,561)
	<b>13,051</b>	<b>14,099</b>
Computer at cost	93,776	91,516
Less accumulated depreciation	(81,614)	(75,083)
	<b>12,162</b>	<b>16,433</b>
Furniture & equipment at cost	109,510	109,597
Less accumulated depreciation	(82,710)	(91,514)
	<b>26,800</b>	<b>18,083</b>
Motor vehicle at cost	41,756	44,845
Less accumulated depreciation	(1,816)	(31,706)
	<b>39,940</b>	<b>13,139</b>
<b>Total property, plant &amp; equipment</b>	<b>635,217</b>	<b>605,018</b>

## 6. Property, Plant & Equipment

Movement in carrying amounts

	Freehold Land	Buildings	Freehold Improves	Furniture & Equipment	Computer	Motor Vehicle	Total
Balance at July 2005	240,000	303,264	22,662	21,034	7,574	23,453	<b>617,987</b>
Additions	0	0	2,731	1,461	18,186	0	<b>22,378</b>
Disposals/Transfers	0	0	0	1,814	0	0	<b>1,814</b>
Depreciation expense	0	0	11,294	2,598	9,327	10,314	<b>33,533</b>
<b>Balance at 30 June 2006</b>	<b>240,000</b>	<b>303,264</b>	<b>14,099</b>	<b>18,083</b>	<b>16,433</b>	<b>13,139</b>	<b>605,018</b>
Additions	0	0	0	12,503	3,714	41,755	<b>57,972</b>
Disposals/Transfers	0	0	0	0	0	4,803	<b>4,803</b>
Depreciation expense	0	0	1,048	3,786	7,985	10,151	<b>22,970</b>
<b>Balance at 30 June 2007</b>	<b>240,000</b>	<b>303,264</b>	<b>13,051</b>	<b>26,800</b>	<b>12,162</b>	<b>39,940</b>	<b>635,217</b>

	2007 \$	2006 \$
<b>7. Trade &amp; Other Payables</b>		
Trade creditors & accruals	25,424	31,354
Employee benefits	28,578	24,010
	<b>54,002</b>	<b>55,364</b>
<b>8. Provisions</b>		
<b>Non current liabilities</b>		
Provision for employee entitlement	23,748	16,068
<b>9. Hire Purchase Liability</b>		
Current hire purchase liability	0	6,712
Prepaid hire purchase interest	0	0
	<b>0</b>	<b>6,712</b>
Non current hire purchase liability	<b>0</b>	<b>24,208</b>
<b>10. Retained Earnings</b>		
Balance at beginning of the year	1,185,412	1,028,219
Profit for the year	126,914	157,193
<b>Balance at end of the year</b>	<b>1,312,326</b>	<b>1,185,412</b>
<b>11. Cash Flow Information</b>		
Reconciliation of cash flow from operations with		
<b>Profit after income tax</b>		
Profit after income tax	126,914	157,193
<b>Non-cash flows in profit</b>		
Depreciation	22,970	33,533
Gain on disposal	(7,471)	-
<b>Change in assets and liabilities</b>		
(Increase)/decrease in trade and other receivables	(11,828)	(66,621)
Increase/(decrease) in trade and other payables	(32,282)	(23,533)
Increase/(decrease) in provisions	7,680	(13,339)
	<b>105,983</b>	<b>87,233</b>

## 12. Association Details

The principal place of business of the association is:  
Eastern Football League Inc.  
256 Scoresby Road  
Boronia VIC 3155



# Financial Report

## Independent Audit Report

### Report on the Financial Report

We have audited the accompanying financial report, being a special purpose financial report, of Eastern Football League, which comprises the balance sheet as at 31 October 2007, and the income statement, statement of changes in equity and cash flow statement for the year then ended, a summary of significant accounting policies, other explanatory notes and the Statement by the Board.

### The Responsibility of the Board for the Financial Report

The Board are responsible for the preparation and fair presentation of the financial report and have determined that the accounting policies described in Note 1 to the financial statements which form part of the financial report are appropriate to meet the financial reporting requirements of the Association Incorporations Act Victoria and are appropriate to meet the needs of the members. The Board's responsibility also includes establishing and maintaining internal controls relevant to the preparation and fair presentation of the financial report that is free from material misstatement, whether due to fraud or error; selecting and applying appropriate accounting policies; and making accounting estimates that are reasonable in the circumstances.

### Auditor's Responsibility

Our responsibility is to express an opinion on the financial report based on our audit. No opinion is expressed as to whether the accounting policies used as described in Note 1, are appropriate to meet the needs of the members. We conducted our audit in accordance with Australian Auditing Standards. These Auditing Standards require that we comply with relevant ethical requirements relating to audit engagements and plan and perform the audit to obtain reasonable assurance whether the financial report is free from material misstatement.

An audit involves performing procedures to obtain audit evidence about the amounts and disclosures in the financial report. The procedures selected depend on the auditor's judgement, including the assessment of the risks of material misstatement of the financial report, whether due to fraud or error. In making those risk assessments, the auditor considers internal control relevant to the entity's preparation and fair presentation of the financial report in order to design audit procedures that are appropriate in the circumstances, but not for the purpose of expressing an opinion on the effectiveness of the entity's internal control. An audit also includes evaluating the appropriateness of accounting policies used and the reasonableness of accounting estimates made by the Board, as well as evaluating the overall presentation of the financial report.

The financial report has been prepared for distribution to members for the purpose of fulfilling the Boards financial reporting under the Incorporated Associations Act Victoria. We disclaim any assumption of responsibility for any reliance on this report or on the financial report to which it relates to any person other than the members, or for any purpose other than that for which it was prepared.


We believe that the audit evidence we have obtained is sufficient and appropriate to provide a basis for our audit opinion.

### Independence


In conducting our audit, we have complied with the independence requirements of the Australian professional accounting bodies.

### Auditor's Opinion

In our opinion, the financial report gives a true and fair view of the financial position of Eastern Football League as of 31 October 2007 and of its financial performance and its cash flows for the year then ended in accordance with the accounting policies described in Note 1 to the financial statements.



**Bentleys MRI**  
Chartered Accountants



**Martin Fensome**  
Partner

Dated this 13th day of November 2007

# Financial Report

## Compilation Report

### Scope

On the basis of information provided by the board of the Eastern Football League, we have compiled in accordance with APS 9: Statement on Compilation of Financial Reports the special purpose financial report comprising this Income and Expenditure Statement of the Eastern Football League for the financial year ended 31 October 2007 as set out on pages 42 to 43.


The specific purpose for which this Income and Expenditure Statement has been prepared is to provide private information to the board. Australian Accounting Standards and Australian Accounting Interpretations have not been adopted in the preparation of the special purpose financial report.

The board is solely responsible for the information contained in the special purpose financial report and has determined that the accounting policies used are consistent and are appropriate to satisfy the requirements of the board.

Our procedures use accounting expertise to collect, classify and summarise the financial information, which the board provided, into a financial report. Our procedures do not include verification or validation procedures. No audit or review has been performed and accordingly no assurance is expressed.

To the extent permitted by law, we do not accept liability for any loss or damage which any person, other than the company, may suffer arising from any negligence on our part. No person should rely on this Income and Expenditure Statement without having an audit or review conducted.

Income and Expenditure Statement was prepared for the benefit of the company and its members and the purpose identified above. We do not accept responsibility to any other person for the contents of this Income and Expenditure Statement.



**Bentleys MRI**  
Chartered Accountants



**Martin Fensome**  
Partner

Dated this 13th day of November 2007



# Financial Report

## Trading Statement

FOR YEAR ENDED 31 OCTOBER 2007

	2007 \$	2006 \$
<b>Income</b>		
Sales	505,653	516,260
Licence fee	34,500	34,500
	<b>540,153</b>	<b>550,760</b>
<b>Less Cost of Sales</b>		
Opening stock	22,413	12,714
Purchases	355,246	377,759
Closing stock	24,407	22,413
	<b>353,252</b>	<b>368,060</b>
<b>TRADING PROFIT</b>	<b>186,901</b>	<b>182,700</b>
<b>Other Income</b>		
Affiliation fees	107,500	105,000
AFL Victoria grant	54,291	44,468
Development funding program	50,343	45,300
DVD sales	20,688	0
EFL football show	0	21,197
Finals	351,959	336,293
Finals levy	42,333	25,902
Fines	19,874	15,780
Future leaders development program	92,810	0
Friends of the East	0	4,359
Insurance – Players	316,592	319,600
Interest	24,562	21,321
Lightning premierships	6,665	6,490
Player registrations	49,747	35,769
Presentation night	50,115	47,000
Records	41,912	40,200
Sponsorships	241,780	256,729
Sundry revenue	4,862	52,437
The Main Event	9,058	0
Umpires fees	462,180	410,930
Profit on sale of motor vehicle	7,471	0
<b>TOTAL INCOME</b>	<b>2,141,643</b>	<b>1,971,475</b>
Less total expenses	2,014,729	1,814,282
<b>OPERATING SURPLUS</b>	<b>126,914</b>	<b>157,193</b>

These financial statements should be read in conjunction with the attached Compilation Report.

## Trading Statement

FOR YEAR ENDED 31 OCTOBER 2007

	2007 \$	2006 \$
<b>Expenses</b>		
Affiliations	1,093	9,560
Auditor's remuneration	6,350	5,750
Awards and presentations	9,903	9,773
Bank charges and interest	4,610	5,526
Cleaning and maintenance	10,531	9,409
Computer maintenance	7,749	3,545
Depreciation of fixed assets	22,970	33,533
Development funding program	45,829	55,325
Donations	56	224
Doubtful debts provision	8,024	0
DVD production	16,543	0
EFL football show	12,302	47,016
Employee placement costs	2,332	2,914
Executive expenses	5,946	7,575
External consultant costs	14,286	9,192
FBT expense	4,771	5,697
Finals expenses	165,100	136,031
Finals levy expense	42,333	25,902
Future leaders development program	79,342	0
Insurance - General	37,533	39,415
Insurance - Players	317,186	319,607
Interleague matches	7,017	7,178
Internet access for clubs	19,564	12,133
Internet costs	18,047	27,481
Investigation costs	2,725	1,750
Junior committee expenses	2,084	2,193
Legal fees	0	14,750
Light and power	6,924	5,120
Lightning premierships - Junior division	1,724	960
Meetings	4,253	3,433
Motor vehicle expenses	4,561	7,582
Payroll tax	929	656
Presentation night	55,333	56,473
Printing and stationery	22,931	20,818
Publications	17,765	30,789
Rates and taxes	3,003	3,112
Records	41,907	40,196
Salaries, insurance and superannuation	486,988	409,930
Seminars and training	364	597
Sponsorship costs	8,762	10,725
Staff amenities	1,911	2,402
Sundry expenses	3,685	4,174
Telephone	17,497	14,241
The Main Event	9,273	0
Umpires	462,693	411,595
<b>TOTAL EXPENSES</b>	<b>2,014,729</b>	<b>1,814,282</b>

These financial statements should be read in conjunction with the attached Compilation Report.





# League Directory

## Registered Office

EFL House  
256 Scoresby Road  
Boronia 3155  
Telephone 9762 5766  
Facsimile 9761 1315  
www.efl.org.au

## Chairman

Stephen Jones

## Deputy Chairman

Bruce Peak

## Board

Peter Bailey  
Tim Finemore  
Graham Halbish  
Brian Hawkins  
Paul Payne  
Jim Walker

## Junior Committee Chairman

Leon Bailey

## Accounts Manager

Peter Luttick

## Accounts Payable

Sarah Latham

## Director of Umpiring

Kevin Smith

## Business Development Manager

Mark Freeman

## Umpires Board Secretary

Trevor Finch

## Goal Umpire Coach

Graeme Williams

## Goal Umpire Development Officer

Peter Bekkers

## Boundary Umpire Coach

Doug Armstrong

## Womens Liaison Officer

Holly Anderson

## Senior Umpires Observers

Phil Hermann  
John Moss  
Graeme Williams

## Tribunal Chairman

Robert Murray

## Deputy Chairman

Terry Graham

## Tribunal Members

John Allpress  
Michael Berkley  
Neville Chiselett  
Allan Cooke  
Michael Ditchburn  
John Fuller  
Glenn Heatley  
Grant Hinton  
Mervyn Lindsay  
Terry Lewis  
Michael Rodriguez

## Deputy Chairman

Colleen Lockhart

## Junior Committee

Bernard Fewster  
Marilyn Hoggett  
Gary Monopoli  
Ian Singleton

## Chief Executive Officer

Rob Sharpe

## General Manager – Football Operations

Phil Murton

## Manager – Junior Football

Rod Cordwell

## Media Manager

Anthony Stanguts

## Client Liaison Officer

Michele Urbano

## Boundary Umpire Developemnt Officer

Trevor Finch

## Specialist Coaches

David Blom  
Bart Maaskant  
Tim O’Meara

## Development Coach

Marc Lawson

## Junior Field Umpire Coach

Phil Hermann

## Junior Field Appointments Officer and Observer

Hayden Surrao

## Junior Field Development Officer

Rob Tactor

## Umpire Fitness Coach

Warren Hillier

## Investigation Officers

Kevin Barrie  
Tim Cron  
Tim Paul  
Roger Schranz

## Trainers Association President

Graeme Cocking

## Umpires Association President

Charles May

## Credits

**Editor**  
Anthony Stanguts

**Graphic Design**  
ripe design

**Photography**  
A-One Sports Photos  
Garry Sparke  
Leader Community Newspapers  
ProActionPix  
The Journal

**Printing**  
Cyan Press



Registered Office: 256 Scoresby Road Boronia 3155  
ABN: 30 466 151 731  
Telephone: 9762 5766 Facsimile: 9761 1315  
[www.efl.org.au](http://www.efl.org.au)

## Eastern Football League