

Where Mates Matter



Eastern Football League

Registered Office: 256 Scoresby Road Boronia VIC 3155

ABN: 30 466 151 731

Telephone: 03 9762 5766

Facsimile: 03 9761 1315

URL: www.efl.org.au

EASTERN FOOTBALL LEAGUE

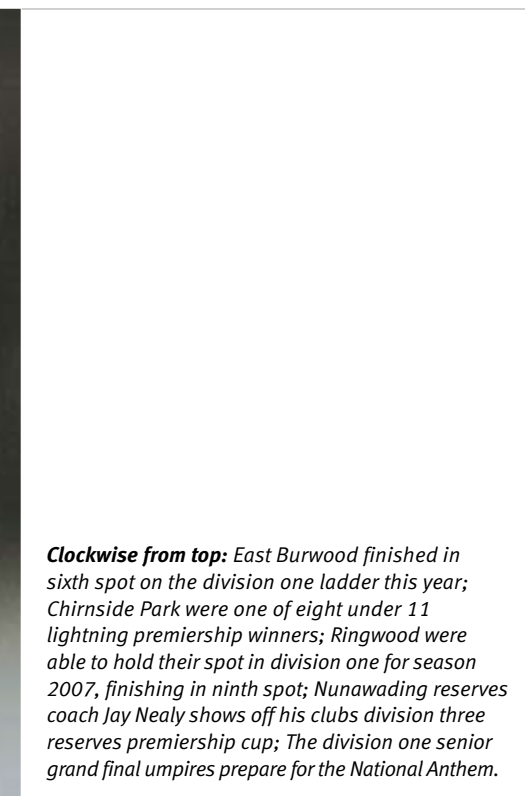

Contents

1	Mission
2	Chairman
4	Chief Executive Officer
6	Football Operations
7	Senior Competition
8	Junior Competition
10	Media / Tribunal / Umpires
12	Season 2006
19	Interleague
21	Team Listing
22	Awards
24	Senior Ladders
25	Senior Results
26	Junior Ladders
28	Junior Results
31	Life Members
33	Financials
45	League Directory

The Mission

The Mission of the Eastern Football League is to promote, coordinate and administer the sport of Australian Rules Football through its member clubs in the Eastern Region of the Melbourne Metropolitan area for the benefit of participants no matter what level of skill or involvement.

In doing so, its aim is to be a financially viable operation that has the ability to generate adequate funds for the ongoing administration and development of Australian Rules Football in its region of influence.



***Clockwise from top:** East Burwood finished in sixth spot on the division one ladder this year; Chirnside Park were one of eight under 11 lightning premierships winners; Ringwood were able to hold their spot in division one for season 2007, finishing in ninth spot; Nunawading reserves coach Jay Nealy shows off his clubs division three reserves premierships cup; The division one senior grand final umpires prepare for the National Anthem.*



Chairman



On behalf of the board of the Eastern Football League, I am pleased to present the league’s annual report for 2006.

New CEO

Early in the year we had Craig Braddy leave us after 12 years as CEO. Craig was very passionate about the EFL and the transformation of the league during his time at the helm was a credit to his efforts. I want to thank Craig and wish him well in his future endeavours.

I also want to acknowledge the input of Darryl Collings, who stepped into the role while we went through the process of finding a new CEO and maintained the high standard of administration. The result of our process was that we appointed Rob Sharpe as the new CEO. Rob has an extensive background in business, sports management and marketing. The appointment was made with a view to pursuing our strategic plans with a more commercial focus and Darryl’s role as football manager was expanded.

Growth

In 2005 we released our “plan for the ongoing prosperity and development of the EFL, and the game of Australian rules football in the eastern region of metropolitan Melbourne” for the period 2005 to 2008. This year we further refined the focus of the plan and determined that growth was the major KPI that could measure the effectiveness of our implementation.

Therefore, it is pleasing that we have experienced growth in a number of areas with 388 teams competing in 2006. This has continued a trend of growing participation over the last eight years since we amalgamated with the KJFA with an increase of around 3000 players in that time. This has been due to a combination of new participants and increased retention of players. We now field three grades of juniors in every age group from under nine to under 16 with four divisions of colts, reserves and seniors and one grade of veterans. Many of our clubs offer players a complete pathway from Auskick to seniors and even veterans. This is an important aspect in the strength and sustainability of our clubs and the competition as a whole.

One of the issues with growth has been the use of facilities. We have more teams playing but no more grounds to play on. This means that our grounds are being used far more than in the past and we often see grounds suffering the effects. In the future we may have to be more flexible in our fixturing and work with councils to make sure that existing facilities are able to cope with the increased traffic. One element of this may be night games and there has been some interest from clubs and councils to develop more venues with adequate lighting for night football. This year Noble Park and Blackburn played a home and away game under lights and the night was a great success.

We have also seen growth in other areas of interest in our competition. Visits to our website, media coverage and our crowds have all continued to increase. We had record numbers at our finals series this year culminating in a crowd of over 8,000 for our division one grand final.

Centre of Excellence

We have been talking about the development of a Centre of Excellence for some time now and 2006 saw us take some major steps towards that vision. We started by commissioning an initial study by the same group who have been involved in the development of a similar concept at the Whitten Oval. This not only highlighted the feasibility of the project but crystallized the vision for us and gave us some direction in the steps we need to take. From there we have implemented some initiatives for 2007 that are bringing our Centre of Excellence to life. One is our Future Leaders Program where two young players from each of our clubs have been invited to undertake a Certificate III in Sport & Recreation and develop their football and leadership skills. Another is an arrangement with Deakin University to place some of their third year students at clubs and within the league to complete their 100 hour practicum in a range of areas from sports management to physiology.

Looking Forward

We have identified that with the growth in juniors over recent years, we now have record numbers of players flowing into our senior clubs. This is likely to lead to some growth in the number of senior teams over the coming years and we will be continuing to look at strategies to encourage and support this. We also will be further developing our Centre of Excellence with a view to helping our clubs and participants to be the best that they can be.

Thank You

I would like to take this opportunity to thank my board members for their input during this year. With Rob Sharpe leaving the board to take up the position of CEO we had a vacancy to fill. We were pleased to welcome Tim Finemore to the casual vacancy. Tim has a strong club administrator background and is a partner in a leading legal firm. We are focused on discussions around development of policy and setting the task for the administration to implement that policy on our behalf. We currently have a broad range of expertise on the board and it is great to be part of.

I would also like to thank all the staff of the league. They are so passionate in their approach and I am constantly amazed at what they achieve. In particular, I want to thank Rob Sharpe for the way he has taken over the reigns as CEO this year. He has really committed himself to the role and I have enjoyed working with him on a wide range of projects.

Finally, I want to acknowledge the efforts of all the volunteers who contribute to the running of our organisation and our member clubs. I am constantly amazed at the time and effort put in by all the volunteers and clearly the EFL is “where mates matter”.

Stephen Jones

Board Members from left to right: Graham Halbish; Bruce Peak (Deputy Chairman); Stephen Jones (Chairman); Brian Hawkins; Jim Walker; Tim Finemore; Paul Payne. Absent: Peter Bailey.

Sponsors

I would like to acknowledge the sponsors of the EFL for their support.

Principal Sponsor	Support Sponsor	Lifecare Croydon
BJS Insurance Group	Beiersdorf	Sports Medicine
Major Sponsors	Cadbury Schweppes	Overton Catering
TR Vidcom	Club Warehouse	Sherrin
	Cyan Press	Trophy Town
	Direct Liquor	
	Lanier	



Right: The EFL Junior competition increased by another 5% this year.

Chief Executive Officer

*Left: The redeveloped EFL web site.
Below: The division two grand final day produced a record crowd for the second year in a row.*



Game Development

The game of Australian Rules Football in the Eastern side of Melbourne remains in a healthy state. It is reflected in the success of our 2006 season and in particular through ever increasing participation. It's not only the participation of those that play the game but those people off the field who immerse themselves in the EFL club environment.

The senior finals series this year provided nine record crowds in terms of gate revenue out of the 16 playing days. It is a real reflection of the interest that the competition generates and is supported by the crowds that attended home and away games during the season.

Our clubs are becoming more substantial organisations. Senior clubs are underpinned by a growing number of junior teams and the development programs associated with these are producing not only more skilled footballers but well rounded young people, better prepared for life in general.

The EFL and clubs are becoming more aware and accepting of a greater social responsibility. More and more programs such as the Good Sports, Quality Clubs and Responsible Serving of Alcohol are being embraced. It's good for the game and furthers the role that football clubs play in the community.

Generally behavioral standards are changing in the EFL. Last year there was an increase in the number of guilty reportable incidents. On the surface that may not appear a positive thing but some further consideration shows that most of the increases occurred in the charges relating to action towards umpires. This was the result of a clear direction issued by the league to reduce the level of tolerance of such behavior and by advising our umpires that old standards of player behavior need no longer be considered acceptable.

The quality of the game in the EFL continues to grow and our desire of maintaining grades where any team can find a place to be competitive remains a clear objective. It's not always achieved but it's vital that we continue to strive to maximize the enjoyment of all participants, be it a player, umpire, spectator or volunteer.

Science and sport are making a real difference to the way that sports people play the game. Certainly science in our competition is beginning to have real impact. In 2006 we introduced GPS tracking as a means by which players and umpires in particular could begin to be monitored to determine the extent of physical effort that is required and the level of fitness that individuals maintain.

Whilst only in a trial phase, to consider this sort of technology is becoming available at club football level is exciting for all involved.

It is just one example that reinforces the value of the initiative the league has shown in seeking to align itself with Deakin University and sports science in general.

Viability

Financially the EFL is reasonably placed. The end of year result is a strong one but heavily influenced by the generosity of the league major sponsor BJS, a one off windfall in a \$50,000 return of payroll tax that came from a win through the courts and then a well supported final series that provided a result \$40,000 above budget expectations.

It remains a challenge for the league to help to keep its clubs strong and viable. Whilst the costs that the EFL charges to clubs have been largely stable over the past eight years, the level of league debtors indicates that some clubs revenue budgets are not meeting their expenditures. In 2007 a small but growing number of clubs will start the season with payment plans to repay debts owed to the league primarily applied to cover insurance, umpires and equipment. This trend must be arrested.

The typical EFL club has a vastly different structure to what existed in 1998 when the EDFL and KJFA merged. The league has helped some clubs in 2006 with the development of budgets, business plans and protocols. We consider that these are important services to provide to clubs to help them grow and in future, will need to be made more readily available for those seeking assistance.

Today clubs operate development programs starting from Auskick centres that progress right through to veteran teams. It's a more sustainable model where all components of the club provide contributions to a shared infrastructure. Clubs that cooperate with councils, State Government and other sports are reaping the benefits. In 2006 Vermont, Montrose, The Basin and Blackburn FC's have received sizable commitments for further infrastructure development. Clubs that fail to operate in partnering arrangements are missing out on significant development opportunities. There is undeniably a clear message about working collaboratively and the EFL will continue its efforts to support this type of initiative.

The EFL has been able to maintain a solid base of people committed to running the competition. The league's board drives the strategy and focus for the league.

We have an exceptional balance of sports administration and business on the board. In 2006 we added Tim Finemore to the board whose legal counsel has been a huge boost to the effectiveness of the board.

Our staff is a dedicated and highly skilled group that has established solid working relationships with clubs and displays a work ethic that other sporting organisations only aspire to.

Brand and Reputation

In 2002 the league made a genuine effort to establish a strategy for the development of its brand. It's a long journey but one that is beginning to deliver tangible benefits. It's a responsibility that requires a contribution from all league stakeholders. From the way we play the game to how we refer to the competition on the forum. As the equity in our brand grows we'll continue to build partnerships with organisations like those developed with Deakin University and The Blue Ribbon Foundation. We'll receive more requests from clubs and associations to join us and we'll find that our business partnerships will grow.

In 2006 our media operations continued to flourish. The challenge for us now is to further commercialise these opportunities and particularly the internet operations.

Traffic and content is paramount in regard to "new media". We redeveloped the web site this year to provide more opportunities for the future. In 2007 these will emerge in a stronger and more significant way. In the future we'll be challenged by others in our attempts to assume the position as the preeminent community sports association in Australia.

We've already seen this year a growing concern from other competitions of the strength of this competition and the interest that clubs show in being part of what we do. Because of this success it remains likely that those involved in running our competition and clubs will continue to be approached to take up positions in other sporting organisations. In the face of this, the league must continue to offer more to ensure that our clubs remain strong and that the competition continues to grow.

Rob Sharpe

Above Image from left to right: Michele Urbano; Sarah Latham; Peter Luttick; Rob Sharpe.

Football Operations



The 2006 season again saw the league continue to grow both in terms of the number of competing teams and the crowds attracted to matches.

With growth being identified as a strategic aim of the league, the junior competition continues to meet that aim both immediately and for the future. Whilst the senior competition remained stable at four divisions of 10 teams, the under 18 competition again reverted to a four division structure, highlighting the strength of our under 18 football in underpinning our senior competitions.

Consistent with this aim, an interchange agreement was developed, allowing junior players to play in the EFL whilst still registered in another junior league and thereby promoting and assisting the transition into senior football. In addition, discussion groups were held with affiliated clubs, where opinion was sought on how the existing structure may be improved to increase the retention rate of players as they move from junior to senior football.

A significant milestone at club level this season was the merging of Ferntree Gully and Knox Eagles FC's to become Ferntree Gully Eagles FC. The merger now sees the club operating in the same uniform and at the same venue, providing even greater incentive for participants to continue football after juniors.

The support shown during the senior finals series highlighted the level of interest in the Eastern Football League. All finals attracted tremendous crowds with nine of the sixteen senior finals days recording record crowds. The aggregate crowd attendance's for senior finals increasing by 16% on last seasons aggregate.

Even with an increase in the number of matches conducted in 2006, the league was able to provide field umpires for all clubs. The EFL Umpires Board continues to provide an outstanding service, allowing the EFL to be one of the few leagues to provide umpires for every competition. An enormous amount of time and effort goes in to the recruitment and development of umpires in our league and provision of this service is one that should never be taken for granted.

The use of technology continues to be embraced with the use of our competition management database, providing clubs an efficient manner in not only registering and transferring players but also storing player and match day detail. Following its introduction in 2005, trial transfer arrangements were adopted by all remaining metropolitan leagues as well as the Yarra Valley Mountain District Football League. With these arrangements now being applied within all neighboring leagues, we now have a more streamlined and efficient player transfer arrangement in place.

As always, the league continues to work closely with neighboring local councils. With water restrictions now in place, ground conditions will need to be closely monitored and it will be vital that the league, in conjunction with affiliated clubs, continue to work as closely as we can with local councils to best manage venues through this difficult period.

Behavior continues to be one of the benchmarks by which our league is judged. In recent times we have seen the league increase its team of investigations officers and this season we have seen an increase in the number of reports being referred by the umpires, both of which only highlight the reduced tolerance and importance in managing inappropriate behavior. The season also saw the appointment and welcome addition of Karen Moore as Racial and Religious Tolerance Officer, assisting in not only the handling of any complaints but also an education resource for clubs, players, supporters and officials.

As always the league shall continue to review all operations to streamline and manage the competition in a most efficient and innovative manner.

Darryl Collings

Above: Anthony Stanguts; Rod Cordwell; Darryl Collings. Absent: Kevin Smith.



Senior Competition

The 2006 season again highlighted the growth and improvement of our competition. During the season a number of clubs adopted alternate fixturing arrangements displaying a willingness to trial new and innovative match days. Noble Park hosted Blackburn under lights, drawing enormous interest and providing a great spectacle at night. Upper Ferntree Gully and Waverley Blues trialed an alternate match day structure, highlighting the talents and importance of under 18 (colts) football by playing a twilight match after their senior and reserves matches. Lilydale and Ringwood also played their fixtured matches on Sundays, drawing a huge crowd at the round one match in particular and attracting spectators that normally are unable to attend such a match.

The season also saw two clubs in Warrandyte and Croydon celebrate their Centenary year, an enormous achievement in its own right and both clubs designed and used commemorative jumpers in recognition of these milestones. Noble Park and Templestowe also developed an updated jumper design, whilst Nunawading and Forest Hill displayed improved facilities at their home venues.

A highlight of the season was the senior finals with record crowds in attendance and a tremendous standard of football across all four divisions. Host clubs in Bayswater, Boronia, East Burwood and

Mitcham again showcased their facilities and provided a wonderful environment for finals matches. One pleasing aspect was the behavior of crowds during the senior finals and the involvement and contribution made by the Victoria Police was certainly most welcome and greatly assisted in the managing of our finals venues.

The division one finals again showcased our league, with Vermont achieving back to back premierships success this time against Noble Park. In division two Scoresby saw the benefit of its youth program with a return to first division after two seasons, achieving a hard fought win over an improved Norwood side. South Croydon returned to division two with a strong win over Upper Ferntree Gully, whilst Warrandyte stayed the minimum time in division four with a grand final victory over Whitehorse Pioneers.

Of the thirteen senior premierships, ten clubs tasted premierships success, with Forest Hill winning both the division four colts and the veterans premierships and Vermont and Scoresby winning the senior and reserves competition in division one and division two respectively. East Burwood again achieved premierships glory in the division one colts competition, a tremendous achievement being the clubs fourth premierships in the past five seasons at this level, whilst Knox colts also achieved back to back success winning the division two colts premierships.

The colts competition expanded with Warrandyte, Templestowe, and Doncaster clubs re introducing teams in our competitions and the Glen Waverley Hawks introducing a colts team complimenting their senior and reserve teams that continued into their second season. In addition, Kilsyth and Heathmont were able to both operate colt teams after playing as a merged team in 2005, thereby allowing the colts competition to revert to being run over four divisions and allowing the vast majority of colts games to be played with the senior and reserve sides.

Surrey Park introduced a side into the veterans' competition, which also saw the merging of Chirnside Park and Lilydale veterans' teams. This competition now appears to be a more established part of our league. A revamped final series, with a lower admission price and a more social environment was warmly received and the hosting of North Ringwood is also to be commended.

Once again the Eastern Football League senior competition improved and expanded, with all clubs, players and officials to be congratulated on presenting a quality football competition.

Darryl Collings

Above: Over 8,000 people were in attendance at the 2006 division one grand final day.



Junior Competition



The junior competition expanded to 265 teams in season 2006 - an increase of 5.5%. Whilst participation growth of this magnitude indicates our game is in a healthy state, it needs to be tempered by the strain it places on local councils. Many clubs have been forced to divide their grounds for non competitive games and this may lead to overuse of existing facilities. Capital improvements and expansion of our club grounds are needed to accommodate this growth.

This issue, together with ground availability in a further round of water restrictions, will be major concerns leading into season 2007.

Rule Changes

The full time removal of coaches from on field positions in the non competitive divisions, coupled with age restrictions on water carriers, was a positive initiative in reducing negative adult influences on junior footballers and umpires.

Lightning Premiership

Pinks Reserve was the venue for the under 10 and 11 lightning premierships.

Record entries were received with 35 and 36 teams respectively participating across the two days.

Congratulations to under 10 premiers Lilydale, Rowville Brown, South Croydon, Vermont and Wantirna South. The best conducted club was Forest Hill.

In the under 11 section Chirnside Park, East Ringwood, Knox, Lilydale, Norwood Black, Rowville Hawks, Vermont and Wantirna South White were successful with Eastern Lions being adjudged the best conducted club.

Interleague

Under 14 and 15 squads competed in the Sherrin Metropolitan Junior Championships.

Gary Monopoli coached the under 14 squad who were very competitive in all fixtures, winning two of three games. Most valuable player for the series was Steffan Cavallera of the Glen Waverley Rovers Football Club.

Stuart McLean coached the under 15 squad to two wins from three matches. Matthew Groenwald of the Montrose Football Club received the most valuable player award.

In preparation for the 2007 carnival under 13 development squads were conducted in June and September school holidays. In excess of 100 players were invited to trial with selected players issued with a summer training program to assist their preparation.

Finals

28 clubs contested the final series with 12 different clubs sharing the 15 premierships. Rowville and Chirnside Park being the only clubs to win multiple flags. Congratulations to all divisional premiers and thank you to then 10 clubs who hosted the junior finals series.

Presentation Night

Clubs gathered at the Karralyka Centre in Ringwood to celebrate the finale of season 2006. Individual trophies were awarded to league best and fairest winners, umpires and interleague representatives. Premiership pennants were distributed and the prestigious Gordon Parker Best Conducted Club Award went to a very deserving Scoresby Football Club.

Junior Seasonal Statistics

- 33 clubs entered a record 265 teams
- Average of 8 teams per club
- 6,360 players competed in 130 matches per week
- 1,880 games played (including finals)
- 157 field umpires required per week
- 207 players played 100 games and received EFL medallions

Thanks to chairman Leon Bailey and the junior committee, league staff and junior field umpire coach Phil Hermann.

Rod Cordwell



Above from top: Vermont were represented by their under 14B side in this years junior final; The Knox Eagles juniors merged with the Ferntree Gully seniors to form the Ferntree Gully Eagles this year, with both seniors and juniors wearing the new jumper (right).
Junior Committee from left to right: Marilyn Hoggett; Leon Bailey (Chairman); Colleen Lockhart (Deputy Chairman); Bernard Fewster.
Absent: Ian Singleton.

Right: 207 players celebrated 100 Game milestones this year.



Media

The media team this year unearthed a number of new faces, after our preseason recruiting targeted universities offering journalism and media courses. One of the keys to any university degree is gaining hands on experience and during 2006, the media team enabled six new recruits the opportunity to explore what the EFL media coverage had to offer.

The media coverage expanded this year with the return of the Eastern Football Show on channel 31 after a year's absence. The task of compiling a half an hour program was a difficult one, trying to give coverage to all 40 senior clubs during the year, as well as the junior ranks of the EFL – especially having previously had the luxury of an hour program. Shaun Kelly adapted well to his new role as co host of the TV show, developing his confidence in front of camera as the year progressed. A big thank you goes to John Higgins and the Sportsvision team for the job they do each week of compiling the TV show throughout the year.

The Huddle returned to Wednesday nights on 98.1 Radio Eastern FM in 2006, this year featuring a new co host Gavin Casey. Gavin revelled in his role as co host, using his EFL knowledge and weekly research to keep the listening audience entertained and informed with his questioning of guests.

The Saturday afternoon broadcasts saw a new program introduced this year: EFL Rewind – with Grant Campbell combining the role of Saturday producer in the studio with hosting this new program. The program involved Grant introducing an edited highlights package of interviews from the previous week's radio broadcasts. This provided the perfect lead up to our regular Saturday live match broadcast in which the standard of coverage continued to grow again this season.

Matt Lee was the sole host on EFL Sunday, our Sunday morning review program, hosting each and every episode throughout the year. During the year Matt was joined by rotating co hosts, and the program continued to have a large listener base with its game analysis and coach and player interview format.

One of the main communication tools of the league continues to be the EFL website www.efl.org.au. Receiving over 4,000 visits per day, the site promotes the latest news in the league as well as giving up to date results and links to all clubs and associations within the EFL. This year we introduced video streaming to the website, replaying episodes of our TV show, which is an area that will be developed further in future years. In September this year the website underwent a major revamp, which was well received by the website audience.

We once again thank our valued media advertisers: Advanced Brake and Clutch Services, Balsamic Lounge and Restaurant, Croydon Camera House, Croydon Tyre Service, the Eastern Ranges, Herbalife, Integrated Group, Knox Shopping Centre, Knox Tavern, Noble Park Social Club, Priceless and VACC.

The EFL media programme could not operate at such a high standard without a committed team of volunteers. A very big thank you goes to all the 2006 media team: Michelle Ainsworth, Ben Brady, Grant Campbell, Gavin Casey, Luke D'Anello, Barbara East, Natalie Edwards, Brad Henderson, Nick Johnstone, Laura Jolly, Shaun Kelly, Matthew Lee, Josh Lloyd, Peter McArthur, Derek Mott, Danny O'Loughlin, Steve Perry, Tessa Rodriguez, Stu Teather, Lauren Wapling and Ron Welsh.

Anthony Stanguts

Tribunal

During the 2006 season, the important role carried out by the EFL tribunal was undertaken in a manner and standard that continued to meet the expectations of our competition.

This season saw Robert Murray take over from Mark Eadon as chairman of the tribunal. After previous service as deputy chairman and secretary to the tribunal, Robert carried out the role with great enthusiasm and professionalism.

The tribunal was also fortunate to attract both Terry Lewis and Michael Ditchburn as tribunal panel members at the start of the season. With both new members having recently served on affiliated club committees, they were welcome additions to our tribunal panel and provided an extra dimension to hearings.

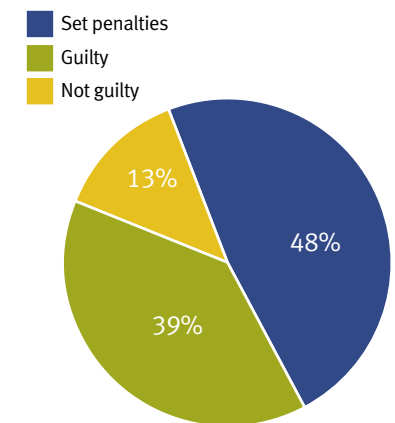
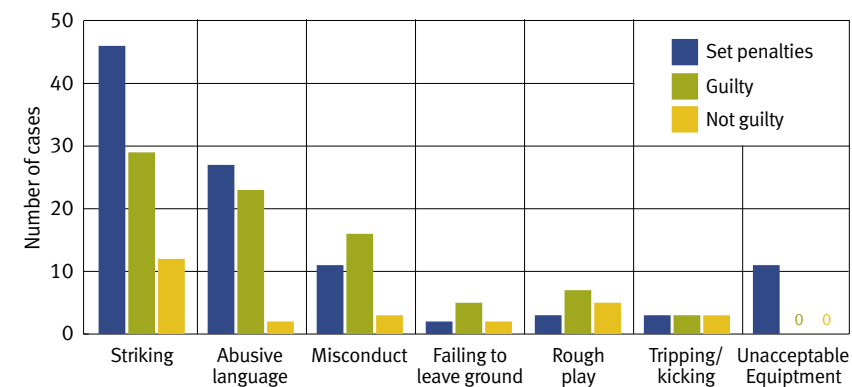
During the season, there were 213 reports referred to the league, of which 110 cases were heard by the tribunal - an increase of 15% on tribunal cases heard last season. This ought to send a clear message that the league is less accepting of any inappropriate behavior, in particular where such conduct is from club leaders.

Suspensions totaling 248 matches were issued by the tribunal, an increase of 45% on last season and this clearly highlighted the stance that tribunal took on inappropriate behavior. A concern was the number of coaches being reported, with thirteen coaches being placed on report during the season. As the leaders of clubs, this is a trend we would hope ceases, particularly as most of these offences were also breaching the coaches' code of conduct and placed accreditation at risk.

A trend that continued to rise was the number of investigations requested by clubs to be carried out during the season, continuing to highlight the reluctance of players and clubs alike to accept inappropriate behavior. Again the league was fortunate to utilize the services of experienced and well-credentialed investigations officers who carried out this difficult task in a professional manner and many thanks go to Roger Schranz, Peter Dinan, and Tim Paul for the role they carried out throughout the season.

The role of the tribunal should never be underestimated, as it sets the boundaries on the behavioral standards by which the league is judged. The tribunal again carried out this role in a manner that maintained the reputation and standards expected of our league.

Tribunal Cases



Umpires

The umpiring fraternity continued to service football in our league in a professional and efficient manner. I can look back on the 2006 season with a great deal of pride and satisfaction, especially in the ever expanding environment that we find ourselves.

Interaction between the league and a number of schools continued to bear fruit. There is now a better understanding and knowledge that umpiring is a viable option for young people. Many students undertook a basic umpiring course and a number of students started umpiring in the league. The support of schools in this regard is acknowledged. The first umpires recruited from the schools program three years ago, umpired senior matches as field umpires during the 2006 season.

Sixty six umpires completed either the Level 1 or Level 2 Umpire Accreditation Certificate course in their particular category and this is an important learning alternative. New umpires once again benefited from the EFL produced field, boundary and goal umpire basic umpire manuals.

An innovation in 2006 was the "Ump's Shout" which saw the captain and coach of opposing senior teams invited to meet with the field umpires after all matches played in the last round in June. This emphasised the importance of a constructive relationship between these parties.

The role of each of the umpire coaches continues to be of immense importance as they are faced with ever increasing matters affecting umpire appointments such as travel and petrol costs to either the umpire or their parents.

I want to thank all the umpire support staff led by coaches Phil Hermann (junior field), Graeme Williams (goal), Andrew Walters (boundary) and Bill Walker (fitness). Bill is not continuing in 2007 and I want to thank him for a number of years of great and effective service.

The Umpires Association headed by Charlie May continued to support umpires. They provided an appropriate social environment that included functions and meals after training, coordinated and monitored the umpires mentor program for new umpires and among other things provided magnificent trophies to all grand final umpires. I am thankful to the Association for its continued support.

Best junior field umpire for 2006 was awarded to Ben Lingard, whilst David Nucifora was chosen as best first year field umpire. Best senior umpires for 2006 were David Cameron (field), David Parker (goal) and Josh Tilley (boundary). The Golden Whistle Award was awarded to Jason Newman for demonstrating the biggest improvement from 2005 to 2006.

Kevin Smith



Above: EFL umpires Bronte Stray (top) and Scott Nelson (bottom) in action.

Season 2006

November

EFL Annual General Meeting held at Karralyka Centre in Ringwood. Fixture released with four divisions and 40 clubs.

End of year junior delegates meeting held at Heathmont JFC. Topics discussed include 2006 fixture dates and new rules regarding water carriers and coaches on ground in under 9 and 10 matches.

All EFL senior coaches are confirmed for the 2006 season, with 20 coaching changes across the four divisions. Norwood announced one of the biggest signings, with former Carlton captain and premiership player Brett Ratten named as senior coach.

December

EFL CEO Craig Braddy announces he is leaving the league after nearly 12 years in the role.

January

Trainer, umpire and coach accreditation courses conducted pre-season.

February

Club Administrator courses held at EFL house, covering Committee Management, Football Operations and Financial Management.

Computer courses held at Ringwood Secondary College. Club representatives are educated in database management, online transfers and online scores.

EFL wins three awards at the Football Victoria Members' Dinner, for League Initiatives (computer training courses), Auskick / Junior Club Linkage (Norwood Auskick/Norwood JFC) and Umpiring Achievement (Kevin Smith).

March

Rob Sharpe is announced as the new CEO of the Eastern Football League.

Colts fixture released featuring four divisions. The draw sees a number of new clubs fielding colt teams:

- Doncaster
- Glen Waverley Hawks
- Heathmont
- Kilsyth
- Templestowe
- Warrandyte

Ferntree Gully and Knox Eagles FC's merge to form the Ferntree Gully Eagles FC.

Coaches forum held at Springfield Hall with the focus on trends in umpiring and rule interpretation. Guest speaker was AFL Umpires' Manager Jeff Gieschen.

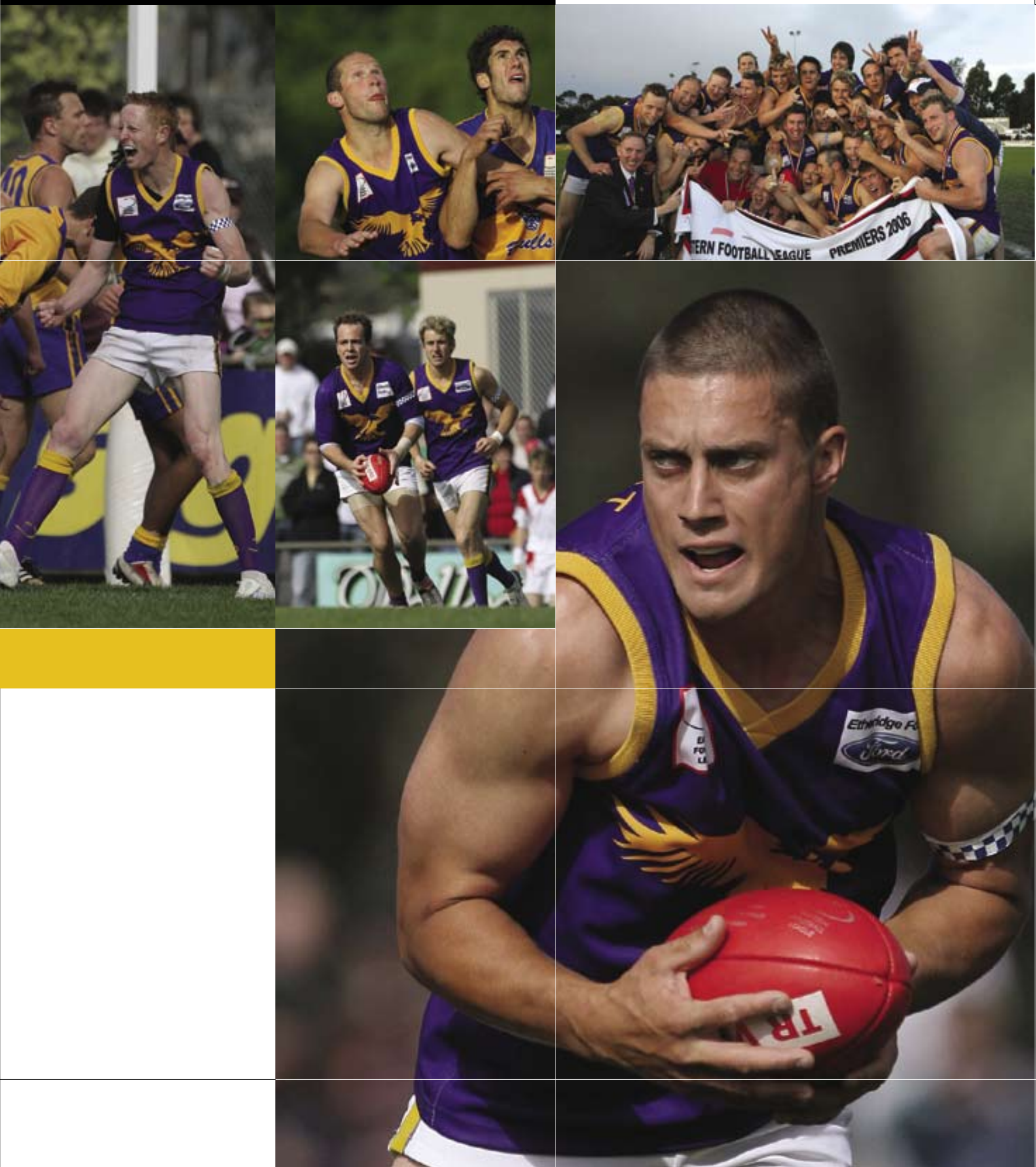
Junior delegates meeting held at North Ringwood FC. Topics discussed were rule changes, media coverage and lightning premiership admittance charges.

Junior fixture released, with a record 265 teams to participate across the 24 divisions.

April

EFL season launch held at Leonda by the Yarra. Guest speaker on the night is former AFL premiership coach, David Parkin.

Veterans fixture is released. The competition features 9 teams with Surrey Park entering their first veterans side.



Clockwise from top: Matt Greig celebrates one of his four goals in the division one grand final; Vermont ruckman Brad Hall (left) was the winner of the Cliff Tomkins best on ground medal; Back to back division one senior premiers – Vermont; Vermont premiership player Simon Frankish; Vermont premiership player Kris Bardon.



Season 2006

May

Junior lightning premierships held at Pinks Reserve in Kilsyth over two weekends, with under 10 and 11 teams competing.

North Ringwood are announced as the first EFL club to achieve silver level recognition in the Football Victoria Quality Clubs Program.

Whitehorse Pioneers president Deane Job recognised as the TRUenergy Football Victoria 'Volunteer of the Month'. The Pioneers also gain bronze status in the Football Victoria Quality Clubs Program.

Both Croydon and Warrandyte celebrated their centenaries with gala dinners and the naming of their respective team of the century.

June

Glen Waverley Hawks announce Mark Fitt as new coach after the resignation of Bernie Ryan.

Grant Noonan from Upper Ferntree Gully becomes the first senior player to reach 50 goals for the season.

Ladies of the East hold their first function of the year, with ABC personality Angela Pippas guest speaker.

The league conducts the first "Ump's Shout", which saw the captain and coach of opposing senior teams invited to meet with the field umpires for a drink after the last round of matches in June.

The EFL has two sides, under 14's and 15's, compete in the Sherrin Metropolitan Junior Championships.

First stage of the under 13 development squad conducted at Lewis Park during the June school holidays.

July

Wantirna South achieves silver level recognition in the Football Victoria Quality Clubs Program.

The venues for the senior finals are released with the hosts to be:

- Bayswater – division one
- Boronia – division two
- East Burwood– division three
- Mitcham– division four

August

Former Essendon captain Gary O'Donnell pulled on the boots for his former local club North Ringwood, joining his brothers Cameron and Kevin in the reserves for the first time.

Junior finals held at Blackburn, Doncaster, Kilsyth, Scoresby and Vermont, with 12 different premiers across the 15 competitive divisions.

Senior finals participants meeting held at Ferntree Gully Eagles FC. Topics discussed were finals match day structure, qualifications for finals, and club requirements. Guest speaker on the night was David Buttifant, strength & conditioning coach at Collingwood FC, advised club coaches and sports trainers on how to best prepare their players for the finals series.

Noble Park and Blackburn played a senior home and away game under lights in round 17.

The EFL website underwent a major face lift, relaunching prior to the senior finals. The site featured more active links, easier navigating tools and a new fixtures and results set up.

Former Croydon junior and Melbourne FC player Matthew Bate is named the round 18 NAB AFL Rising Star nominee.

***Clockwise from top left:** Scoresby's Steve Finlayson (right) battles with Norwood ruckman Jonathon Wynne; 2006 Scoresby recruits Steve Pimm (left) and Jason Heath celebrate another magpie goal in the final quarter; Scoresby captain Kevin Girola can sense the 29 year premiership drought is about to be broken; Scoresby premiership coach Kristian Bardsley.*



Season 2006

August *(continued)*

Kilsyth FC win the TRUenergy Football Victoria 'Community Club of the Month' for August.

Upper Ferntree Gully full forward Grant Noonan kicks nine goals in round 18 versus Heathmont to give him 103 for the home and away season – the first player to kick 100 goals in a season since Templestowe's Chris Keenan in 2001.

September

Ladies of the East hold their second function of the year. Guest speakers include AFL Kangaroos Assistant Football Manager Jennie Loughnan.

Forest Hill win their first ever veterans premiership, defeating Boronia at Quambee Reserve, North Ringwood.

Warrandyte completed their centenary year in the best way possible; ensuring their stay in division four after relegation was a short one winning the division four premiership. The Basin finished the year on top of the ladder, but were defeated in the first two weeks of the finals to miss their chance at a third straight grand final appearance. Surrey Park made the finals for the first time since 2003, but were defeated by eventual grand finalist the Whitehorse Pioneers. The Pioneers reached their first EFL senior grand final after defeating Surrey Park and The Basin, but were unable to overcome a determined and youthful Warrandyte outfit, who marked their centenary year with a premiership.

South Croydon finished the year on top of the ladder in division three, ensuring they were firmly entrenched in the top four prior to the last round unlike last season when percentage saw them jump into the four in the final round. Upper Ferntree Gully were back in the September action, as well as the Waverley Blues who made a successful return to division three and Nunawading, playing in their first division three finals series in their history. South Croydon may have lost the second semi final to Upper Ferntree Gully, but they bounced back, defeating Nunawading in the preliminary before giving Paris Harvie his first premiership as a senior coach.

Scoresby had a successful second half of the season, winning seven games in a row to secure second spot on the ladder. Wantirna South settled back into division two after relegation, claiming top spot on the ladder. Norwood reached the division two finals for the first time in their history, while Knox played in their first finals series in division two since 2002. Scoresby booked a grand final berth with a defeat of Wantirna South in the second semi final, but faced a different opposition in the grand final, with Norwood winning their way through. Scoresby finished the stronger in the final quarter, breaking a 29 year senior premiership drought.

Vermont made it back to back division one premierships, defeating Noble Park in their highly anticipated grand final showdown.



Above: Upper Ferntree Gully were in full flight in their under 15B grand final victory over the Waverley Blues.

This page clockwise from top: Kilsyth president Mike O'Meara (right) accepts a cheque from Football Victoria's Peter McDougall for being the Community Club of the Month for August; Forest Hill won their first ever veterans premiership this year, defeating Boronia; Chirnside Park and Surrey Park both enjoyed improved form this year, with Surrey Park making the finals.



Junior Interleague

Season 2006

September *(continued)*

Lilydale played in their first ever division one finals series whilst East Ringwood returned to the finals for the first time since 2004. Noble Park, despite finishing on top of the ladder with only one defeat for the year, were beaten by Vermont in the second semi final, but were able to set up a rematch after defeating East Ringwood in the preliminary final. Noble Park and Vermont had won the previous four premierships between them in division one, but it was the eagles who were too strong on grand final day, amassing their 17th senior premiership.

Junior presentation night held at the Karralyka Centre in Ringwood. 450 guests witnessed the presentation of the premiership flags, the announcement of 17 best and fairest winners and the awarding of the Gordon Parker Best Conducted Club. Scoresby junior Josh Brown completes the unique achievement of winning the best and fairest award in each age group from under 12's to under 16's.

Second stage of the under 13 development squad conducted at Lewis Park during September school holidays.

Chandler Medal Night held at a new venue, The Grand on Cathies Lane. Best and fairest awards presented across the 13 divisions. Champion club, goal kicker and umpire awards also presented, along with the Trophy Town Achiever of the Year award. Nick Cox becomes an EFL Legend winning his third league best and fairest medal – his first in division two and second with the Rowville FC.

Former Templestowe colts' player Eddie Betts wins the AFL goal of the year.


October

Mooroolbark achieves silver level recognition in the Football Victoria Quality Clubs Program.

EFL hold a special general meeting where the applications of the Balwyn and Heidelberg FC's to join the league in 2007 are accepted by a majority vote.

Invitations for the 2007 under 14 interleague squad are sent to selected players from the under 13 development squad.

Lilydale senior coach Brett Fisher and Knox colts coach Pierre Schumann are named the 2006 senior and youth coach of the year respectively, at the Eastern Region Coaches Association presentation evening.



Under 15				
Round One				
Dandenong & Districts Junior Football League	13.9.87	d	Eastern Football League	11.5.71
Round Two				
Eastern Football League	9.14.68	d	Yarra Junior Football League	8.6.54
Round Three				
Eastern Football League	11.12.78	d	Moorabbin Saints Junior Football League	8.8.54

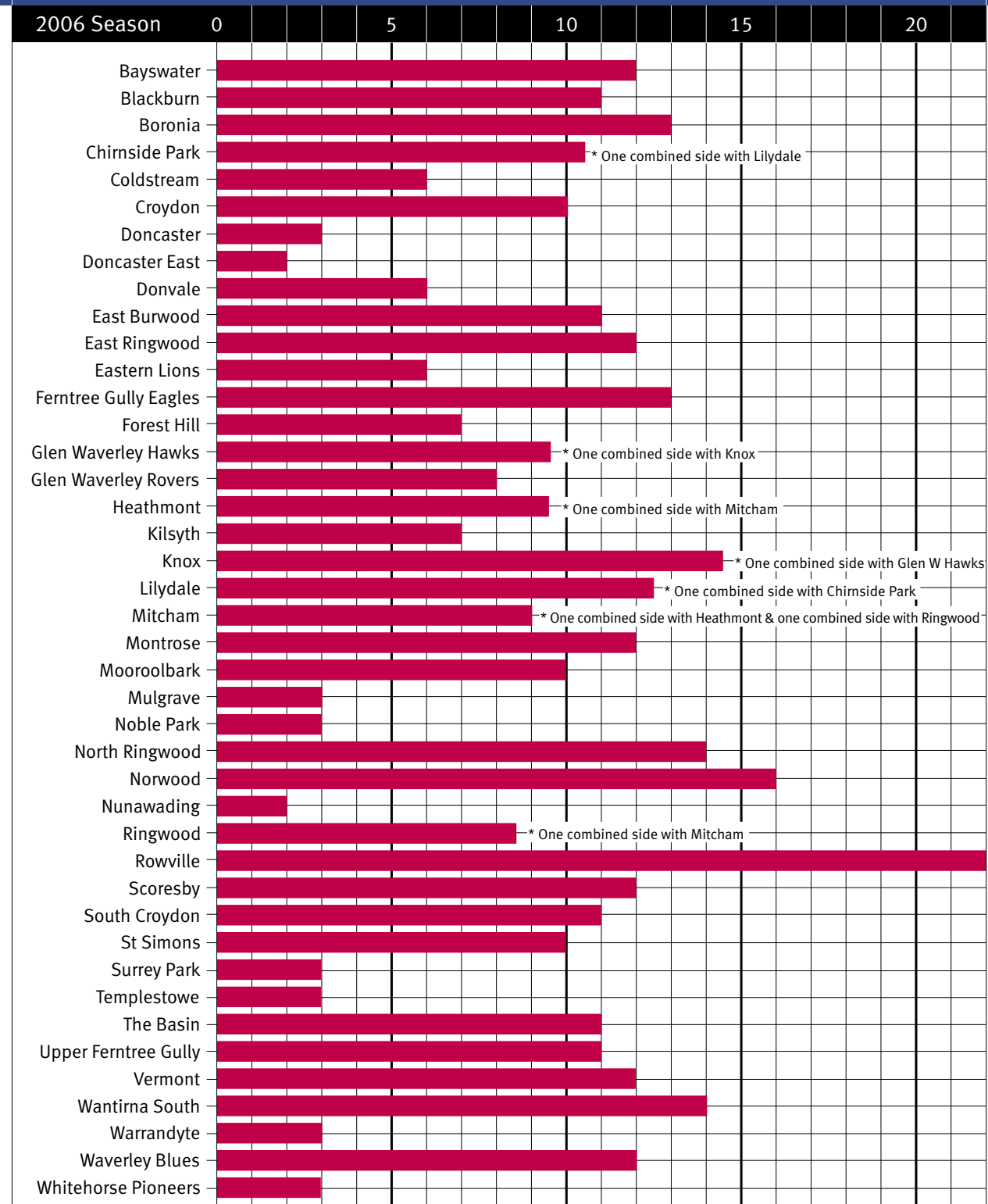


Under 14				
Round One				
Eastern Football League	9.15.69	d	Dandenong & Districts Junior Football League	2.2.14
Round Two				
Yarra Junior Football League	13.9.87	d	Eastern Football League	5.4.34
Round Three				
Eastern Football League	12.16.98	d	Moorabbin Saints Junior Football League	8.3.51
Interleague Most Valuable Player				
Under 15				
Matthew Groenwald	Montrose			
Under 14				
Steffan Cavalera	Glen Waverley Rovers			

This page clockwise from top: Croydon this year celebrated their 100 year anniversary by wearing a specially designed centenary jumper in round five; Mooroolbark won this years division three colts premiership, defeating the Waverley Blues in the grand final; The under 10 and 11 lightning premiership continue to be a highlight of the junior season.



Team Listing



Left clockwise from top: South Croydon were the division three senior premiers for season 2006; Michael King scored four goals in the division three grand final, including the first three of the game; Coach Paris Harvie (middle) celebrates premiership success with co captains Lucas Davies (left) and Eamon Costello (right); Division three senior grand final best on ground medalist Simon Hammersley; South Croydon forwards Dion Festini (left) and Nick McConnell celebrate a goal.

Awards

Best and Fairest

Division One Seniors	Chandler Medal	
Bernie Dinneen	Vermont	18
Division One Reserves		
Brad Frost	Blackburn	24
Division One Colts		
Ashleigh Hards	Ringwood	20
Jarrad Gardham	Ringwood	20
Division Two Seniors	Wright Medal	
Nick Cox	Rowville	17
Division Two Reserves		
Jon Mole	Rowville	23
Division Two Colts		
Kirby McConnon	Scoresby	22
Division Three Seniors	Edie Medal	
Rod Vanhattum	Waverley Blues	21
Division Three Reserves		
Beau Parthenides	Doncaster East	17
Division Three Colts		
Timothy Riseley	Upper Ferntree Gully	24
Division Four Seniors	James Medal	
Ian Atkinson	Forest Hill	25
Division Four Reserves		
Daryn Maggs	The Basin	16
Division Four Colts		
Nathan Jones	The Basin	23
Veterans		
Ian Birkett	Surrey Park	15
Under 16 Division A		
Alex Fiore	Knox	21
Under 16 Division B		
Josh Brown	Scoresby	17
Andrew Faalili	Waverley Blues	17
John Nicolopoulos	Glen Waverley Rovers	17
Under 16 Division C		
Brenton Legg	Ferntree Gully Eagles	23
Under 15 Division A		
Luke Andrews	Knox	23
Sam Blease	Norwood	23
Under 15 Division B		
Laighton Blake	Montrose	28
Under 15 Division C		
Ryan Gromadovski	Mooroolbark	22
Under 14 Division A		
Michael Condello	Montrose	21
Under 14 Division B		
Ryan Wilson	Scoresby	27
Under 14 Division C		
Jonathan Tactay	Mitcham/Ringwood	21
Under 13 Division A		
Lachlan Johns	Heathmont	32
Under 13 Division B		
Anthony Papa	Wantirna South	39
Under 13 Division C		
Jack Blyth	Ringwood	26
Under 12 Division A		
Joshua Schille	Croydon	30
Under 12 Division B		
Dylan Agnew	Montrose	26
Under 12 Division C		
Reece Paranihi	Heathmont	21



Top from left to right: South Croydon under 10's celebrate their lightning premiership victory; The Basin president Vivienne Laurito accepted the division four BJS Champion Club award for her club; Division four senior best and fairest winner Ian Atkinson; Division one grand final umpires Graham Bergroth, Warren Hillier, David Cameron and Josh Tilley; Vermont president Rod Dux with his clubs division one and overall BJS Champion Club awards; Rod Vanhattum was the division three senior best and fairest winner; Trophy Town division three leading goal kicker Grant Noonan; Nick Cox won the division two best and fairest medal, his third league best and fairest win; Back to back division one Chandler Medal winner Bernie Dinneen; Warrandyte's Michael Morello was the Trophy Town division four leading goal kicker.

Senior Ladders

Division One Seniors										Division Three Seniors									
	P	W	L	D	B	For	Ag	%	Pts		P	W	L	D	B	For	Ag	%	Pts
Noble Park	18	17	1	0	0	2312	1404	164.67	68	South Croydon	18	14	4	0	0	2018	1473	137.00	56
Vermont	18	16	1	1	0	2419	1379	175.42	66	Upper Ferntree Gully	18	12	5	1	0	1880	1665	112.91	50
Lilydale	18	11	7	0	0	1961	1572	124.75	44	Waverley Blues	18	12	6	0	0	1915	1425	134.39	48
East Ringwood	18	11	7	0	0	1765	1563	112.92	44	Nunawading	18	11	7	0	0	1898	1680	112.98	44
Donvale	18	9	8	1	0	1672	1526	109.57	38	Doncaster East	18	10	8	0	0	1773	1587	111.72	40
East Burwood	18	7	11	0	0	1615	1713	94.28	28	Coldstream	18	9	9	0	0	1550	1792	86.50	36
Blackburn	18	6	12	0	0	1592	1941	82.02	24	Templestowe	18	7	11	0	0	1475	1497	98.53	28
Croydon	18	5	13	0	0	1338	2000	66.90	20	Boronia	18	6	11	1	0	1470	1695	86.73	26
Ringwood	18	4	14	0	0	1359	1997	68.05	16	Mooroolbark	18	5	13	0	0	1359	1683	80.75	20
Mitcham	18	3	15	0	0	1220	2158	56.53	12	Heathmont	18	3	15	0	0	1129	1970	57.31	12
Division One Reserves										Division Three Reserves									
	P	W	L	D	B	For	Ag	%	Pts		P	W	L	D	B	For	Ag	%	Pts
East Ringwood	18	14	4	0	0	1640	965	169.95	56	Upper Ferntree Gully	18	15	3	0	0	1640	900	182.22	60
Vermont	18	14	4	0	0	1646	987	166.77	56	Nunawading	18	15	3	0	0	1858	1042	178.31	60
Noble Park	18	13	5	0	0	1618	1011	160.04	52	South Croydon	18	14	4	0	0	1718	939	182.96	56
Donvale	18	13	5	0	0	1390	993	139.98	52	Mooroolbark	18	13	5	0	0	1666	1022	163.01	52
Lilydale	18	11	6	1	0	1400	1079	129.75	46	Waverley Blues	18	11	7	0	0	1572	1286	122.24	44
East Burwood	18	9	9	0	0	1392	1201	115.90	36	Doncaster East	18	9	9	0	0	1195	1471	81.24	36
Blackburn	18	7	11	0	0	1099	1562	70.36	28	Templestowe	18	5	13	0	0	1173	1733	67.69	20
Croydon	18	5	13	0	0	1056	1282	82.37	20	Boronia	18	4	14	0	0	936	1299	72.06	16
Ringwood	18	3	14	1	0	860	1580	54.43	14	Coldstream	18	3	15	0	0	827	1925	42.96	12
Mitcham	18	0	18	0	0	746	2187	34.11	0	Heathmont	18	1	17	0	0	868	1836	47.28	4
Division One Colts										Division Three Colts									
	P	W	L	D	B	For	Ag	%	%Won		P	W	L	D	B	For	Ag	%	%Won
Vermont	16	14	1	1	2	2356	545	432.29	90.63	South Croydon	16	15	1	0	2	1601	736	217.53	93.75
East Burwood	16	13	2	1	2	2265	613	369.49	84.38	Mooroolbark	15	13	2	0	3	1253	706	177.48	86.67
East Ringwood	16	12	3	1	2	1833	719	254.94	78.13	Waverley Blues	15	10	5	0	3	1281	709	180.68	66.67
Noble Park	16	11	4	1	2	1983	801	247.57	71.88	Upper Ferntree Gully	15	8	6	1	3	1117	836	133.61	56.67
Ringwood	16	8	8	0	2	1350	1069	126.29	50.00	Templestowe	16	4	12	0	2	747	1694	44.10	25.00
Croydon	16	6	10	0	2	1157	1314	88.05	37.50	Boronia	16	2	13	1	2	752	1388	54.18	15.63
Blackburn	16	4	12	0	2	837	1930	43.37	25.00	Heathmont	15	1	14	0	3	655	1337	48.99	6.67
Mitcham	16	2	14	0	2	508	2989	17.00	12.50	Division Four Seniors									
Lilydale	16	0	16	0	2	337	2646	12.74	0.00		P	W	L	D	B	For	Ag	%	Pts
Division Two Seniors										The Basin	18	16	2	0	0	2127	1178	180.56	64
	P	W	L	D	B	For	Ag	%	Pts	Warrandyte	18	13	4	1	0	1624	1366	118.89	54
Wantirna South	18	13	5	0	0	2034	1682	120.93	52	Surrey Park	18	13	5	0	0	1943	1452	133.82	52
Scoresby	18	12	5	1	0	1934	1653	117.00	50	Whitehorse Pioneers	18	12	6	0	0	2005	1417	141.50	48
Norwood	18	12	6	0	0	1918	1432	133.94	48	Eastern Lions	18	9	9	0	0	1709	1457	117.30	36
Knox	18	11	7	0	0	1996	1560	127.95	44	Forest Hill	18	8	9	1	0	1771	1586	111.66	34
Montrose	18	9	8	1	0	1726	1868	92.40	38	Chirnside Park	18	8	10	0	0	1665	1627	102.34	32
Rowville	18	9	9	0	0	1987	1907	104.20	36	Kilsyth	18	7	11	0	0	1680	1731	97.05	28
Bayswater	18	8	10	0	0	1535	1653	92.86	32	Ferntree Gully Eagles	18	3	15	0	0	1111	2064	53.83	12
Mulgrave	18	6	12	0	0	1542	2026	76.11	24	Glen Waverley Hawks	18	0	18	0	0	889	2646	33.60	0
North Ringwood	18	5	13	0	0	1455	2046	71.11	20	Division Four Reserves									
Doncaster	18	3	14	0	0	1388	1688	82.23	16		P	W	L	D	B	For	Ag	%	Pts
Division Two Reserves										The Basin	18	14	3	1	0	1868	823	226.97	58
	P	W	L	D	B	For	Ag	%	Pts	Kilsyth	18	14	4	0	0	1686	965	174.72	56
Rowville	18	16	2	0	0	1993	895	222.68	64	Forest Hill	18	12	5	1	0	1638	1232	132.95	50
Norwood	18	15	3	0	0	1706	769	221.85	60	Surrey Park	18	12	6	0	0	1550	1074	144.32	48
Scoresby	18	15	3	0	0	1723	1037	166.15	60	Warrandyte	18	11	6	1	0	1452	1077	134.82	46
North Ringwood	18	11	7	0	0	1640	1280	128.13	44	Whitehorse Pioneers	18	9	8	1	0	1412	1570	89.94	38
Knox	18	10	8	0	0	1473	1063	138.57	40	Chirnside Park	18	9	9	0	0	1287	1262	101.98	36
Mulgrave	18	7	11	0	0	1415	1408	100.50	28	Eastern Lions	18	3	15	0	0	1090	1613	67.58	12
Wantirna South	18	6	12	0	0	1153	1726	66.80	24	Glen Waverley Hawks	18	2	16	0	0	821	1977	41.53	8
Montrose	18	4	14	0	0	994	1985	52.45	16	Ferntree Gully Eagles	18	2	16	0	0	808	2019	40.02	8
Bayswater	18	3	15	0	0	918	1932	47.52	12	Division Four Colts									
Doncaster	18	3	15	0	0	696	1706	40.80	12		P	W	L	D	B	For	Ag	%	%Won
Division Two Colts										The Basin	14	13	1	0	4	1486	606	245.21	92.86
	P	W	L	D	B	For	Ag	%	Pts	Forest Hill	14	12	2	0	4	1666	738	225.75	85.71
Scoresby	18	18	0	0	0	2516	613	410.44	72	Warrandyte	14	11	3	0	4	1260	702	179.49	78.57
Knox	18	15	3	0	0	1835	766	239.56	60	Whitehorse Pioneers	14	6	8	0	4	922	1043	88.40	42.86
Montrose	18	15	3	0	0	1821	875	208.11	60	Kilsyth	14	6	8	0	4	977	1156	84.52	42.86
Norwood	18	10	8	0	0	1480	962	153.85	40	Ferntree Gully Eagles	14	5	9	0	4	996	1156	86.16	35.71
Wantirna South	18	9	9	0	0	1151	1175	97.96	36	Chirnside Park	14	3	11	0	4	854	1318	64.80	21.43
Doncaster	18	7	11	0	0	957	1725	55.48	28	Glen Waverley Hawks	14	0	14	0	4	472	1914	24.66	0.00
North Ringwood	18	5	13	0	0	847	1463	57.89	20	Veterans									
Rowville	18	4	14	0	0	893	1734	51.50	16		P	W	L	D	B	For	Ag	%	%Won
Mulgrave	18	4	14	0	0	695	1719	40.43	16	Forest Hill	8	8	0	0	1	657	323	203.41	100
Bayswater	18	3	15	0	0	700	1863	37.57	12	Boronia	8	7	1	0	1	684	308	222.08	87.50
										Surrey Park	8	5	3	0	1	744	325	228.92	62.50
										Bayswater	8	5	3	0	1	626	471	132.91	62.50
										Chirnside Park/Lilydale	8	4	4	0	1	447	524	85.31	50.00
										South Croydon	8	3	5	0	1	543	482	112.66	37.50
										North Ringwood	8	3	5	0	1	408	617	66.13	37.50
										East Rigwood	8	1	7	0	1	336	654	55.96	12.50
										Mitcham	8	0	8	0	1	168	939	17.89	0.00

Senior Finals Results

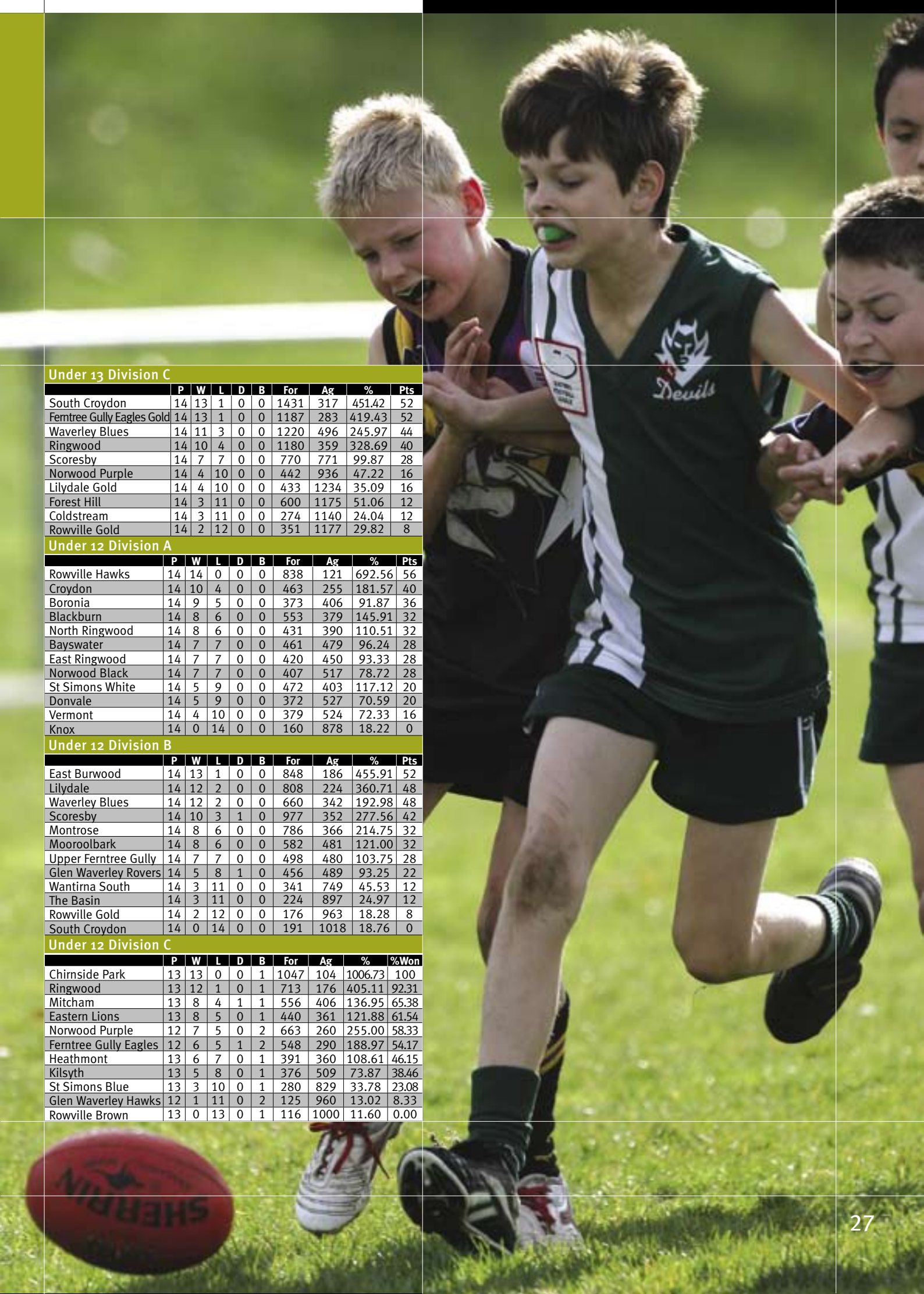
Division One Seniors				Division Three Reserves				
First Semi Final				First Semi Final				
East Ringwood	24.20.164	d	Lilydale	11.4.70	South Croydon	15.9.99	d Mooroolbark	8.4.52
Second Semi Final				Second Semi Final				
Vermont	22.13.145	d	Noble Park	15.19.109	Nunawading	16.14.110	d Upper Ferntree Gully	12.5.77
Preliminary Final				Preliminary Final				
Noble Park	24.9.153	d	East Ringwood	19.11.125	South Croydon	10.12.72	d Upper Ferntree Gully	10.11.71
Grand Final				Grand Final				
Vermont	13.21.99	d	Noble Park	10.8.68	Nunawading	10.8.68	d South Croydon	10.5.65
Division One Reserves				Division Three Colts				
First Semi Final				First Semi Final				
Donvale	17.9.111	d	Noble Park	6.6.32	Waverley Blues	14.9.93	d Upper Ferntree Gully	5.11.41
Second Semi Final				Second Semi Final				
Vermont	12.13.85	d	East Ringwood	4.8.42	Mooroolbark	11.15.81	d South Croydon	8.5.53
Preliminary Final				Preliminary Final				
Donvale	11.6.72	d	East Ringwood	6.13.49	Waverley Blues	12.13.85	d South Croydon	6.7.43
Grand Final				Grand Final				
Vermont	13.10.88	d	Donvale	4.8.32	Mooroolbark	10.9.69	d Waverley Blues	9.14.68
Division One Colts				Division Four Seniors				
First Semi Final				First Semi Final				
East Ringwood	13.11.89	d	Noble Park	13.9.87	Whitehorse Pioneers	21.10.136	d Surrey Park	15.12.102
Second Semi Final				Second Semi Final				
Vermont	13.10.88	d	East Burwood	12.13.85	Warrandyte	14.15.99	d The Basin	14.14.98
Preliminary Final				Preliminary Final				
East Burwood	13.18.96	d	East Ringwood	7.9.51	Whitehorse Pioneers	13.10.88	d The Basin	10.9.69
Grand Final				Grand Final				
East Burwood	12.14.86	d	Vermont	11.14.80	Warrandyte	12.12.84	d Whitehorse Pioneers	8.12.60
Division Two Seniors				Division Four Reserves				
First Semi Final				First Semi Final				
Norwood	18.13.121	d	Knox	9.11.65	Surrey Park	13.13.91	d Forest Hill	4.6.30
Second Semi Final				Second Semi Final				
Scoresby	18.11.119	d	Wantirna South	8.10.58	Kilsyth	12.10.82	d The Basin	6.5.41
Preliminary Final				Preliminary Final				
Norwood	10.15.75	d	Wantirna South	10.9.69	Surrey Park	19.3.117	d The Basin	9.12.66
Grand Final				Grand Final				
Scoresby	12.22.94	d	Norwood	11.9.75	Kilsyth	12.12.84	d Surrey Park	8.19.67
Division Two Reserves				Division Four Colts				
First Semi Final				First Semi Final				
Scoresby	9.11.65	d	North Ringwood	8.7.55	Warrandyte	17.13.115	d Whitehorse Pioneers	13.3.81
Second Semi Final				Second Semi Final				
Rowville	17.20.122	d	Norwood	9.4.58	The Basin	15.8.98	d Forest Hill	12.9.81
Preliminary Final				Preliminary Final				
Scoresby	12.6.78	d	Norwood	8.8.56	Forest Hill	15.10.100	d Warrandyte	13.11.89
Grand Final				Grand Final				
Scoresby	13.10.88	d	Rowville	5.11.41	Forest Hill	13.15.93	d The Basin	4.12.36
Division Two Colts				Veterans				
First Semi Final				Semi Final One				
Norwood	7.8.50	d	Montrose	7.7.49	Boronia	14.13.97	d Surrey Park	12.11.83
Second Semi Final				Semi Final Two				
Scoresby	24.9.153	d	Knox	8.10.58	Forest Hill	12.15.87	d Bayswater	6.6.42
Preliminary Final				Grand Final				
Knox	16.6.102	d	Norwood	10.5.65	Forest Hill	12.15.87	d Boronia	9.6.60
Grand Final								
Knox	10.5.65	d	Scoresby	9.6.60				
Division Three Seniors								
First Semi Final								
Nunawading	10.10.70	d	Waverley Blues	8.8.56				
Second Semi Final								
Upper Ferntree Gully	18.7.115	d	South Croydon	16.17.113				
Preliminary Final								
South Croydon	16.23.119	d	Nunawading	16.11.107				
Grand Final								
South Croydon	18.16.124	d	Upper Ferntree Gully	11.12.78				

Junior Ladders

Under 16 Division A									
	P	W	L	D	B	For	Ag	%	%Won
Knox	12	12	0	0	2	1417	288	492.01	100.00
North Ringwood	13	11	2	0	1	1232	519	237.38	84.62
Blackburn	13	8	5	0	2	933	845	110.41	61.54
Wantima South White	12	7	5	0	2	716	763	93.84	58.33
Norwood	12	6	6	0	2	661	831	79.54	50.00
Chirnside Park	12	4	8	0	2	609	991	61.45	33.33
Donvale	13	4	9	0	1	664	1003	66.20	30.77
Vermont	12	2	10	0	2	566	1025	55.22	16.67
Boronia	13	2	11	0	1	482	1015	47.49	15.38
Under 16 Division B									
	P	W	L	D	B	For	Ag	%	Pts
Glen Waverley Rovers	14	13	1	0	0	1352	577	234.32	52
East Ringwood	14	10	4	0	0	1242	638	194.67	40
Lilydale	14	10	4	0	0	1149	746	154.02	40
Montrose	14	9	4	1	0	1076	667	161.32	38
Scoresby	14	8	6	0	0	913	752	121.41	32
Ringwood	14	6	7	1	0	946	743	127.32	26
Waverley Blues	14	5	9	0	0	657	967	67.94	20
South Croydon	14	4	10	0	0	745	1065	69.95	16
East Burwood	14	4	10	0	0	569	1319	43.14	16
The Basin	14	0	14	0	0	329	1504	21.88	0
Under 16 Division C									
	P	W	L	D	B	For	Ag	%	Pts
Upper Ferntree Gully	14	14	0	0	0	1390	617	225.28	56
Mooroolbark	14	13	1	0	0	1638	508	322.44	52
Rowville	14	9	5	0	0	1208	607	199.01	36
Wantima South	14	8	6	0	0	902	793	113.75	32
Ferntree Gully Eagles	14	8	6	0	0	695	871	79.79	32
Bayswater	14	7	7	0	0	822	719	114.33	28
Heathmont/Mitcham	14	4	10	0	0	879	997	88.16	16
Eastern Lions	14	4	10	0	0	717	1101	65.12	16
Kilsyth	14	3	11	0	0	606	1123	53.96	12
Glen Hawks/Knox	14	0	14	0	0	241	1762	13.68	0
Under 15 Division A									
	P	W	L	D	B	For	Ag	%	Pts
Norwood Black	14	13	1	0	0	1326	488	271.72	52
The Basin	14	11	3	0	0	1145	549	208.56	44
Rowville Hawks	14	11	3	0	0	1197	652	183.59	44
St Simons	14	11	3	0	0	1178	794	148.36	44
Knox	14	9	5	0	0	1241	569	218.10	36
Vermont	14	5	9	0	0	790	933	84.67	20
Lilydale	14	5	9	0	0	770	1050	73.33	20
Glen Waverley Rovers	14	2	12	0	0	492	1302	37.79	8
Scoresby	14	2	12	0	0	459	1268	36.20	8
Croydon	14	1	13	0	0	431	1424	30.27	4
Under 15 Division B									
	P	W	L	D	B	For	Ag	%	Pts
Upper Ferntree Gully	14	11	3	0	0	1025	676	151.63	44
Waverley Blues	14	11	3	0	0	996	700	142.29	44
Montrose	14	9	4	1	0	889	715	124.34	38
East Ringwood	14	6	7	1	0	698	787	88.69	26
North Ringwood	14	6	8	0	0	750	750	100.00	24
Boronia	14	5	9	0	0	654	837	78.14	20
Blackburn	14	4	10	0	0	750	1018	73.67	16
South Croydon	14	3	11	0	0	708	987	71.73	12
Under 15 Division C									
	P	W	L	D	B	For	Ag	%	Pts
Mooroolbark	14	12	2	0	0	1589	407	390.42	48
Mitcham	14	12	2	0	0	1775	517	343.33	48
Bayswater	14	11	3	0	0	1250	584	214.04	44
Wantima South	14	9	5	0	0	1444	485	297.73	36
Rowville Gold	14	5	9	0	0	706	1113	63.43	20
Coldstream	14	4	10	0	0	770	1167	65.98	16
East Burwood	14	3	11	0	0	417	1526	27.33	12
Ringwood	14	0	14	0	0	270	2422	11.15	0

Under 14 Division A									
	P	W	L	D	B	For	Ag	%	Pts
North Ringwood	14	14	0	0	0	1492	307	485.99	56
Wantirna South	14	11	3	0	0	1112	624	178.21	44
Blackburn	14	9	5	0	0	1061	814	130.34	36
Rowville Hawks	14	8	6	0	0	1027	740	138.78	32
Lilydale	14	7	7	0	0	1020	959	106.36	28
Glen Waverley Rovers	14	7	7	0	0	678	830	81.69	28
Donvale	14	6	7	1	0	849	812	104.56	26
Montrose	14	5	9	0	0	871	718	121.31	20
Knox	14	2	11	1	0	408	1399	29.16	10
St Simons	14	0	14	0	0	214	1529	14.00	0
Under 14 Division B									
	P	W	L	D	B	For	Ag	%	Pts
Scoresby	14	12	2	0	0	1284	551	233.03	48
Vermont	14	12	2	0	0	1095	554	197.65	48
Bayswater	14	11	3	0	0	1200	556	215.83	44
Ferntree Gully Eagles	14	10	4	0	0	1310	554	236.46	40
Norwood	14	9	5	0	0	777	649	119.72	36
East Ringwood	14	5	9	0	0	701	830	84.46	20
Boronia	14	4	10	0	0	774	923	83.86	16
Heathmont	14	4	10	0	0	739	1043	70.85	16
Upper Ferntree Gully	14	3	11	0	0	496	1579	31.41	12
Glen Waverley Hawks	14	0	14	0	0	389	1526	25.49	0
Under 14 Division C									
	P	W	L	D	B	For	Ag	%	%Won
Chirnside Park	13	12	1	0	1	1338	310	431.61	92.31
Mitcham/Ringwood	12	11	1	0	2	1007	312	322.76	91.67
South Croydon	12	9	3	0	2	819	515	159.03	75.00
East Burwood	12	7	5	0	2	865	334	258.98	58.33
The Basin	12	7	5	0	2	990	615	160.98	58.33
Rowville Gold	12	3	9	0	2	307	1101	27.88	25.00
Waverley Blues	13	3	10	0	1	568	1134	50.09	23.08
Croydon	13	3	10	0	1	418	1025	40.78	23.08
Kilsyth	13	1	12	0	1	354	1320	26.82	7.69
Under 13 Division A									
	P	W	L	D	B	For	Ag	%	%Won
St Simons	13	12	1	0	1	1063	328	324.09	92.31
Rowville Hawks	12	11	1	0	2	1301	311	418.33	91.67
North Ringwood	13	10	3	0	1	690	432	159.72	76.92
Norwood Black	12	8	4	0	2	674	523	128.87	66.67
East Ringwood	13	7	6	0	1	813	619	131.34	53.85
Heathmont	13	6	7	0	1	625	811	77.07	46.15
Vermont	12	5	7	0	2	565	668	84.58	41.67
Boronia	13	4	9	0	1	634	713	88.92	30.77
Knox	13	4	9	0	1	652	762	85.56	30.77
Glen Waverley Rovers	13	3	10	0	1	372	704	52.84	23.08
Croydon	13	0	13	0	1	163	1681	9.70	0.00
Under 13 Division B									
	P	W	L	D	B	For	Ag	%	%Won
Glen Waverley Hawks	14	13	1	0	0	1550	329	471.12	92.86
Wantirna South	14	13	1	0	0	1531	389	393.57	92.86
Lilydale Blue	14	12	2	0	0	1562	446	350.22	85.71
The Basin	14	10	4	0	0	1267	659	192.26	71.43
Blackburn	14	10	4	0	0	896	767	116.82	71.43
Bayswater	14	8	6	0	0	714	907	78.72	57.14
Ferntree Gully Eagles Blue	14	5	9	0	0	704	881	79.91	35.71
Montrose	14	5	9	0	0	492	1177	41.80	35.71
Mooroolbark	14	4	10	0	0	637	1157	55.06	28.57
Upper Ferntree Gully	14	2	12	0	0	499	1145	43.58	14.29
East Burwood	14	2	12	0	0	459	1218	37.68	14.29
Donvale	14	0	14	0	0	316	1552	20.36	0.00

Right: Over 6,000 junior players took to the field each week in the EFL.



Junior Finals Results

Under 16 Division A				Under 14 Division C			
First Semi Final				First Semi Final			
Wantirna South	9.10.64	d Blackburn	7.14.56	South Croydon	10.5.65	d East Burwood	7.8.50
Second Semi Final				Second Semi Final			
North Ringwood	13.7.85	d Knox	13.5.83	Mitcham/Ringwood	12.12.84	d Chirnside Park	5.3.33
Preliminary Final				Preliminary Final			
Knox	14.15.99	d Wantirna South	7.5.47	Chirnside Park	8.15.63	d South Croydon	6.11.47
Grand Final				Grand Final			
Knox	11.14.80	d North Ringwood	5.12.42	Chirnside Park	5.9.39	d Mitcham/Ringwood	3.15.33
Under 16 Division B				Under 13 Division A			
First Semi Final				First Semi Final			
Montrose	14.5.89	d Lilydale	8.6.54	North Ringwood	5.11.41	d Norwood	5.9.39
Second Semi Final				Second Semi Final			
Glen Waverley Rovers	12.11.83	d East Ringwood	7.8.50	St Simons	12.6.78	d Rowville	8.7.55
Preliminary Final				Preliminary Final			
East Ringwood	10.16.76	d Montrose	6.12.48	Rowville	10.11.71	d North Ringwood	5.9.39
Grand Final				Grand Final			
Glen Waverley Rovers	12.13.85	d East Ringwood	10.8.68	Rowville	10.10.70	d St Simons	5.2.32
Under 16 Division C				Under 13 Division B			
First Semi Final				First Semi Final			
Rowville	19.20.134	d Wantirna South	4.9.33	The Basin	9.2.56	d Lilydale	4.11.35
Second Semi Final				Second Semi Final			
Upper Ferntree Gully	11.9.75	d Mooroolbark	9.6.60	Glen Waverley Hawks	10.9.69	d Wantirna South	10.6.66
Preliminary Final				Preliminary Final			
Rowville	12.8.80	d Mooroolbark	7.7.49	The Basin	11.11.77	d Wantirna South	9.7.61
Grand Final				Grand Final			
Rowville	11.7.73	d Upper Ferntree Gully	5.12.42	Glen Waverley Hawks	13.6.84	d The Basin	6.13.49
Under 15 Division A				Under 13 Division C			
First Semi Final				First Semi Final			
Rowville	11.4.75	d St Simons	8.6.54	Waverley Blues	11.9.75	d Ringwood	8.6.54
Second Semi Final				Second Semi Final			
Norwood	23.10.148	d The Basin	4.7.31	Ferntree Gully Eagles	12.8.80	d South Croydon	5.4.34
Preliminary Final				Preliminary Final			
Rowville	13.11.89	d The Basin	6.15.51	South Croydon	12.14.86	d Waverley Blues	7.7.49
Grand Final				Grand Final			
Norwood	12.12.84	d Rowville	7.3.45	South Croydon	9.7.61	d Ferntree Gully Eagles	6.7.43
Under 15 Division B				Under 12 Division A			
First Semi Final				First Semi Final			
Montrose	10.4.64	d East Ringwood	4.11.35	Blackburn	11.12.78	d Boronia	1.1.7
Second Semi Final				Second Semi Final			
Upper Ferntree Gully	15.12.102	d Waverley Blues	10.8.68	Rowville	7.11.53	d Croydon	1.0.6
Preliminary Final				Preliminary Final			
Waverley Blues	10.12.72	d Montrose	4.4.28	Blackburn	6.7.43	d Croydon	2.2.14
Grand Final				Grand Final			
Upper Ferntree Gully	17.11.113	d Waverley Blues	6.12.48	Rowville	8.2.50	d Blackburn	5.1.31
Under 15 Division C				Under 12 Division B			
First Semi Final				First Semi Final			
Wantirna South	17.12.114	d Bayswater	6.7.43	Scoresby	7.8.50	d Waverley Blues	2.5.17
Second Semi Final				Second Semi Final			
Mitcham	13.10.88	d Mooroolbark	11.7.73	Lilydale	4.4.28	d East Burwood	1.8.14
Preliminary Final				Preliminary Final			
Mooroolbark	14.8.92	d Wantirna South	10.10.70	Scoresby	10.7.67	d East Burwood	6.5.41
Grand Final				Grand Final			
Mooroolbark	9.16.70	d Mitcham	5.12.42	Scoresby	5.8.38	d Lilydale	5.2.32
Under 14 Division A				Under 12 Division C			
First Semi Final				First Semi Final			
Blackburn	9.10.64	d Rowville	5.6.36	Mitcham	13.11.89	d Eastern Lions	3.5.23
Second Semi Final				Second Semi Final			
North Ringwood	14.11.95	d Wantirna South	9.3.57	Chirnside Park	14.10.94	d Ringwood	1.1.7
Preliminary Final				Preliminary Final			
Blackburn	10.9.69	d Wantirna South	8.10.58	Mitcham	4.7.31	d Ringwood	4.5.29
Grand Final				Grand Final			
North Ringwood	12.9.81	d Blackburn	9.3.57	Chirnside Park	8.7.55	d Mitcham	4.6.30
Under 14 Division B							
First Semi Final							
Bayswater	14.16.100	d Ferntree Gully Eagles	3.7.25				
Second Semi Final							
Vermont	12.7.79	d Scoresby	6.9.45				
Preliminary Final							
Bayswater	15.8.98	d Scoresby	13.9.87				
Grand Final							
Bayswater	14.13.97	d Vermont	5.7.37				

Right: Scoresby juniors were this years Gordon Parker Best Conducted Club.





Life Members

300 Game Life Members

Steve Mills	Graeme Allan	Alan Bateson	Phil Mason
Geoff D’Arcy*	John Hayhurst	Colin Tainton	Robert Hayhurst
Des Brown	Bill Duff	Steven Davis	Gordon Cowley
Peter Steele	Robin Rogers	Peter Bowie	John Wood
Colin Schelfhout	Stuart Cook	Bill Bowie	Neale Trollope
Graeme Milburn	Roy Baldwin	Allan Shaw	Terry Morris
John Harrop	Anthony Gleeson	Ian Spencer	Peter Baker
Len Taylor	Doug Brumby	Greg Smith	Roger O’Brien
Bill Leach	Kevin Heinze	Brian Coopersmith	Brendan Curtis
Max Vincent	Andy Hayman	Alex Argentino	Trevor McPhee*
Ken Melville	Bill Mutsaers	Keith Stocker	Craig Marson
Patrick Schneider	Mark Gow	Greg Smith	Don Hall*
Alan Espie	Alan Whelan	Les Millar	David Dietrich
Lorenzo Marotti	Ray Lacey	Neil Wells	John O’Brien
Paul Fyander	Michael Redpath	Tony Walsh	Greg Krenn
Anthony Hehir	Paul Sparkes	Terry McCormick	Colin Krenn
Darren Mason	David Bending	Nick Tennant	Steve O’Gorman
Scott Fritsch			

Life Members

Clive Sleeman *	Reg Mathews *	Cliff Tomkins	Walter Cornhill*
Paul Edie *	Sir Gilbert Chandler *	Kevin Pratt *	Frank Bibby
James Austin *	Albert McLellan *	Gerald Black *	Kenneth Wright *
Les Leete *	Gordon Parker	William Baldwin *	Jim Elmer *
A Robert Tregear	Barry Raymer	Wayne Reddaway	Ian Kerr
Gary Brunnen	Ron Smith	Ken Walters	Heather Kleesh
Peter Coloretto	Brian Hawkins	Sandra Smith	Peter Luttick
Len Mackay *	Vern Clauscen	Geoff Dempster	John Milburn
Margaret Trollop	Michael Whiting	Rob Peak	Steve Semken

* Denotes deceased

Clockwise from top left: The Bloods celebrate their premiership success; Captain and coach Matt Wood (left) and Peter Green (right) hold aloft the division four premiership cup; Matt Wood in action in the division four grand final; The 2006 division four seniors premiers, Warrandyte.

Financial Report

Statement by Board Members

The board has determined that the League is not a reporting entity and that this special purpose financial report should be prepared in accordance with the accounting policies outlined in Note 1 to the financial statements.

In the opinion of the board the financial report as set out on pages 33 to 43,

1. Presents fairly the financial position of the Eastern Football League Inc. as at 31 October 2006 and its performance for the year ended on that date.
2. At the date of this statement, there are reasonable grounds to believe that the Eastern Football League Inc. will be able to pay its debts as and when they fall due.

This statement is made in accordance with a resolution of the board and is signed for and on behalf of the board by:



Chairman
Stephen Jones



Deputy Chairman
Bruce Peak

Dated this 13th day of November 2006

Balance Sheet

As at 31 October 2006

		2006 \$	2005 \$
	Current Assets		
Cash	3	545,425	484,350
Receivables	4	98,566	38,729
Other	5	38,755	31,971
Total Current Assets		682,746	555,050
	Non Current Assets		
Property, plant and equipment	6	605,018	617,988
Total Non Current Assets		605,018	617,988
TOTAL ASSETS		1,287,764	1,173,038
	Current Liabilities		
Trade and other payables	7	55,364	78,897
Hire purchase liability	9	6,712	6,803
Total Current Liabilities		62,076	85,700
	Non Current Liabilities		
Provisions	8	16,068	29,407
Hire purchase liability	9	24,208	29,712
Total Non Current Liabilities		40,276	59,119
TOTAL LIABILITIES		102,352	144,819
NET ASSETS		1,185,412	1,028,219
	Equity		
Retained earnings	10	1,185,412	1,028,219
TOTAL EQUITY		1,185,412	1,028,219

Income Statement

For the year ended 31 October 2006

		2006 \$	2005 \$
34	Sales Revenue	550,760	544,522
	Cost of Sales	368,060	359,215
	Gross Profit	182,700	185,307
	Payroll Tax Refund	52,437	0
	Other Revenues	2 1,736,338	1,694,220
	Expenses	1,814,282	1,787,165
	Profit before income tax	157,193	92,362
	Income tax expense	1g 0	0
		157,193	92,362

Financial Report

Statement of Changes in Equity

For the year ended 31 October 2006

	Retained Earnings \$	Total \$
Balance at 1 November 2004	935,857	935,857
Profit attributable to the members of the company	92,362	92,362
Balance at 31 October 2005	1,028,219	1,028,219
Profit attributable to the members of the company	157,193	157,193
Balance at 31 October 2006	1,185,412	1,185,412

Cash Flows Statement

For the year ended 31 October 2006

		2006 \$	2005 \$
	Cash flows from operating activities		
	Cash receipts in the course of operations	2,483,414	2,220,774
	Interest Received	21,321	16,901
	Cash payments in the course of operations	(2,411,976)	(2,079,926)
	Interest and other costs of finance paid	(5,526)	(4,843)
	Net cash provided by (used in) operating activities 11	87,233	152,906
	Cash flows from investing activities		
	Payments for property, plant and equipment	(20,563)	(9,594)
	Net cash (used in) provided by investing activities	(20,563)	(9,594)
	Cash flows from financing activities		
	Repayments of borrowings	(5,595)	(6,803)
	Net cash (used in) provided by investing activities	(5,595)	(6,803)
	Net increase (decrease) in cash held	61,075	136,509
	Cash at beginning of the financial year 3	484,350	347,841
	CASH HELD AT THE END OF FINANCIAL YEAR 3	545,425	484,350

Financial Report

Notes to and forming part of the Financial Statements
For year ended 31 October 2006

1. Summary of Significant Accounting Policies

The significant policies which have been adopted in the preparation of these financial statements are:

a) Basis of Preparation

In the opinion of the board, the Eastern Football League is not a reporting entity. The financial report of the league has been prepared as a Special Purpose Financial Report for use by the members of the league and to fulfil the board’s requirements to prepare financial statements.

The financial report has been prepared using the historical cost convention and the accounting policies adopted are consistent with those of the previous year unless stated.

The financial report has been prepared in accordance with the requirements of the Associations Incorporation Act 1981 (Vic) and the following Accounting Standards:

- AASB 101 Presentation of Financial Statements
- AASB 107 Cash Flow Statement
- AASB 108 Accounting Policies, Changes in Accounting Estimates and Errors
- AASB 110 Events after Balance Sheet Date
- AASB 116 Property, Plant and Equipment
- AASB 117 Leases
- AASB 118 Revenue
- AASB 1031 Materiality

b) Property, Plant & Equipment

Each class of property, plant and equipment is carried at cost or fair value less, where applicable, any accumulated depreciation and impairment loss.

The carrying amount of plant and equipment is reviewed annually by directors to ensure it is not in excess of the recoverable amount from these assets. The recoverable amount is assessed on the basis of the expected net cash flows that will be received from the assets employment and subsequent disposal. The expected net cash flows have been discounted to their present values in determining recoverable amounts.

Subsequent costs are included in the asset’s carrying amount or recognised as a separate asset, as appropriate, only when it is probable that future economic benefits associated with the item will flow to the group and the cost of the item can be measured reliably. All other repairs and maintenance are charged to the income statement during the financial period in which they are incurred.

The directors have assessed the current market value of the league’s land and buildings as at least \$575,000, based on the most recent Knox City Council valuation.

c) Depreciation

The depreciable amount of all fixed assets is depreciated on a straight line basis over their useful lives to the company commencing from time the asset is held ready for use.

The depreciation rates used for each class of assets are as follows:

Freehold Improvements	10%
Furniture and Equipment	3-5%
Computers	27%
Motor Vehicles	20%

d) Leases

Leases are accounted for as fixed assets where substantially all the risks and benefits incidental to the ownership of the assets are transferred to the company. Finance leases are capitalised recording an asset and a liability equal to the present value of the minimum lease payments including any guaranteed residual value. Leased assets are amortised over their estimated useful lives. Lease payments are allocated between the reduction of the lease liability and the lease interest expense for the period. The interest components of the leases are charged as expenses in the period in which they are incurred.

e) Revenue Recognition

Sales Revenue

Sales Revenue represents revenue earned (net of returns, discounts and allowances) from the sale of products and services. Sales revenue is recorded when the goods are dispatched.

Interest Income

Interest Income is recognised as it accrues.

Asset Sales

The profit or loss on disposal of assets is included as revenue of the company. Such profit or loss on disposal of assets is brought to account at the date an unconditional contract of sale is signed.

f) Doubtful Debts

The collectability of debts is assessed at year end and specific provision is made for any doubtful accounts.

g) Income Tax

The league has been granted an income tax exemption by the Australian Tax Office.

h) Inventories

Inventories are measured at the lower of cost and net realisable value. The cost is based on the first in, first out principle and includes expenditure incurred in acquiring the inventories and bringing them to their existing condition and location. In the case of manufactured inventories and work in progress, costs include an appropriate share of both variable and fixed costs. Fixed costs have been calculated on the basis of normal operating capacity. Costs arising from exceptional wastage are expensed as incurred.

Net realisable value is determined on the basis of the company’s normal selling pattern. Expenses of marketing, selling and distribution to customers are estimated and are deducted to establish net realisable value.

i) Employee Benefits

Provision is made for the company’s liability for employee benefits arising from services rendered by employees to balance date. Employee benefits that are expected to be settled within one year have been measured at the amounts expected to be paid when the liability is settled, plus related on-costs. Employee benefits payable later than one year have been measured at the present value of the estimated future cash outflows to be made for those benefits.

j) Goods and Services Tax

Revenues, expenses and assets are recognised net of the amount of GST, except where the amount of GST incurred is not recoverable from the Australian Taxation Office. In these circumstances, the GST is recognised as part of the cost of acquisition of the asset or as part of an item of the expense. Receivables and payables in the balance sheet are shown inclusive of GST.

k) Impairment of Assets

At each reporting date, the group reviews the carrying values of its tangible and intangible assets to determine whether there is any indication that those assets have been impaired. If such an indication exists, the recoverable amount of the asset, being the higher of the asset’s fair value less costs to sell and value in use, is compared to the asset’s carrying value. Any excess of the asset’s carrying value over its recoverable amount is expensed to the income statement.

Where it is not possible to estimate the recoverable amount of an individual asset, the group estimates the recoverable amount of the cash-generating unit to which the asset belongs.

l) Comparative Amounts

Where required by Accounting Standards comparative figures have been adjusted to conform with changes in presentation for the current financial year.

Financial Report

	2006 \$	2005 \$
2. Operating Profit / (Loss)		
Operating revenue and expenses		
Operating profit has been arrived at after including		
Operating revenue	2,339,535	2,238,742
3. Cash and Cash Equivalents		
Cash at bank and in hand	545,425	484,350
4. Trade and Other Receivables		
Club debtors	107,362	74,934
Less provision for doubtful debts	(8,796)	(36,205)
	98,566	38,729
5. Other Current Assets		
Stock on hand	22,413	12,713
Other debtors	1,412	1,232
Friends of the East	4,359	11,005
GST credit receivable	10,571	7,021
	38,755	31,971
6. Property, Plant & Equipment		
Freehold land at cost	240,000	240,000
Building at cost	303,264	303,264
	543,264	543,264
Freehold improvements at cost	30,660	41,429
Less accumulated depreciation	(16,561)	(18,767)
	14,099	22,662
Computer at cost	91,516	84,634
Less accumulated depreciation	(75,083)	(77,059)
	16,433	7,575
Furniture & equipment at cost	109,957	109,950
Less accumulated depreciation	(91,514)	(88,916)
	18,083	21,034
Motor vehicle - Hire purchase at cost	44,845	44,845
Less accumulated depreciation	(31,706)	(21,392)
	13,139	23,453
Total property, plant & equipment	605,018	617,988

6. Property, Plant & Equipment

Movement in carrying amounts							
	Freehold Land	Buildings	Freehold Improves	Furniture & Equipment	Computer	Motor Vehicle (HP)	Total
Balance at beginning of year	240,000	303,264	22,662	21,034	7,575	23,453	617,988
Additions	0	0	2,731	1,461	18,186	0	22,378
Disposals/Transfers	0	0	0	1,814	0	0	1,814
Depreciation expense	0	0	11,294	2,598	9,327	10,314	33,533
Carrying amount at end of year	240,000	303,264	14,099	18,083	16,434	13,139	605,018

			2006 \$	2005 \$
		7. Trade & Other Payables		
		Trade creditors & accruals	31,354	53,198
		Employee benefits	24,010	25,699
			55,364	78,897
		8. Provisions		
		Non current liabilities		
		Provision for employee entitlement	16,068	29,407
		9. Hire Purchase Liability		
		Current hire purchase liability	6,712	6,803
		Prepaid hire purchase interest	0	0
			6,712	6,803
		Non current hire purchase liability	24,208	29,712
		10. Retained Earnings		
		Balance at beginning of the year	1,028,219	935,857
		Profit for the year	157,193	92,362
		Balance at end of the year	1,185,412	1,028,219
		11. Cash Flow Information		
		Reconciliation of cash flow from operations with		
		Profit after income tax		
		Profit after income tax	157,193	92,362
		Non-cash flows in profit		
		Depreciation	33,533	20,483
		Change in asset liability		
		Increase/(decrease) in trade and other receivables	66,621	5,365
		Increase/(decrease) in trade and other payables	23,533	(33,238)
		Increase/(decrease) in provisions	13,339	(12,188)
			87,233	152,906
		12. Association Details		
		The principal place of business of the association is:		
		Eastern Football League Inc.		
		256 Scoresby Road		
		Boronia VIC 3155		

Financial Report

Independent Audit Report

Scope

The financial report and directors’ responsibility

The financial report comprises of the income statement, balance sheet, accompanying notes to the financial statements, and the statement by board members for the Eastern Football League (the association), for the year ended 31 October 2006.

The committee of the association are responsible for the preparation and true and fair presentation of the financial report in accordance with the Associations Incorporation Act 1981 (Vic). This includes responsibility for the maintenance of adequate accounting records and internal controls that are designed to prevent and detect fraud and error, and for the accounting policies and accounting estimates inherent in the financial report.

Audit Approach

We conducted an independent audit in order to express an opinion to the members of the association. Our audit was conducted in accordance with Australian Auditing Standards, in order to provide reasonable assurance as to whether the financial report is free of material misstatement. The nature of an audit is influenced by factors such as the use of professional judgment, selective testing, the inherent limitations of internal control, and the availability of persuasive rather than conclusive evidence. Therefore, an audit cannot guarantee that all material misstatements have been detected.

We performed procedures to assess whether in all material respects the financial report presents fairly, in accordance with the Associations Incorporation Act 1981 (Vic), including compliance with Accounting Standards and other mandatory financial reporting requirements in Australia, a view which is consistent with our understanding of the association’s financial position, and of its performance as represented by the results of its operations and cash flows.

We formed our audit opinion on the basis of these procedures, which included:

- Examining, on a test basis, information to provide evidence supporting the amounts and disclosures in the financial report; and
- Assessing the appropriateness of the accounting policies and disclosures used and the reasonableness of significant accounting estimates made by the directors.

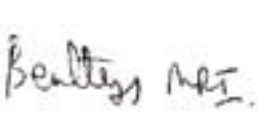
While we considered the effectiveness of management’s internal controls over financial reporting when determining the nature and extent of our procedures, our audit was not designed to provide assurance on internal controls.

Independence

In conducting our audit, we followed applicable independence requirements of Australian professional ethical pronouncements.

Audit Opinion

In our opinion, the financial report of the Eastern Football League presents a true and fair view in accordance with applicable Accounting Standards and other mandatory professional reporting requirements in Australia, the financial position of the Eastern Football League, as at 31 October 2006 and the results of its operations and its cash flows for the year then ended.



Bentleys MRI
Chartered Accountants



Martin Fensome
Partner

Dated at Melbourne on 13 November 2006

Compilation Report

Scope

On the basis of information provided by the board of the Eastern Football League, we have compiled in accordance with APS 9: Statement on Compilation of Financial Reports the special purpose financial report comprising this Income and Expenditure Statement of the Eastern Football League for the financial year ended 31 October 2006 as set out on pages 42 to 43.

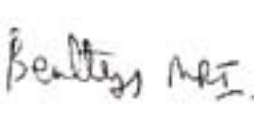
The specific purpose for which this Income and Expenditure Statement has been prepared is to provide private information to the board. Australian Accounting Standards and Urgent Issues Group Consensus Views have not been adopted in the preparation of the special purpose financial report.

The board is solely responsible for the information contained in the special purpose financial report and has determined that the accounting policies used are consistent and are appropriate to satisfy the requirements of the board.


Our procedures use accounting expertise to collect, classify and summarise the financial information, which the board provided, into a financial report. Our procedures do not include verification or validation procedures. No audit or review has been performed and accordingly no assurance is expressed.

To the extent permitted by law, we do not accept liability for any loss or damage which any person, other than the company, may suffer arising from any negligence on our part. No person should rely on this Income and Expenditure Statement without having an audit or review conducted.

Income and Expenditure Statement was prepared for the benefit of the company and its members and the purpose identified above. We do not accept responsibility to any other person for the contents of this Income and Expenditure Statement.



Bentleys MRI
Chartered Accountants



Martin Fensome
Partner

Dated at Melbourne on 13 November 2006

	Financial Report			Income and Expenditure Statement For year ended 31 October 2006			
	Income and Expenditure Statement For year ended 31 October 2006				2006 \$	2005 \$	
				Expenses			
				Advertising	0	62	
				Affiliations	9,560	1,174	
				Auditor's remuneration	5,750	5,750	
				Awards and presentations	9,773	8,940	
				Bank charges and interest	5,526	4,843	
				Cleaning and maintenance	9,409	7,895	
				Computer maintenance	3,545	13,676	
				Depreciation of fixed assets	33,533	20,483	
				Development funding program	55,325	54,900	
				Donations	224	305	
				Doubtful debts provision	0	34,205	
				EFL football show	47,016	31,330	
				Employee placement costs	2,914	0	
				Executive expenses	7,575	10,012	
				External consultant costs	9,192	1,050	
				FBT expense	5,697	2,464	
				Finals expenses	136,031	129,427	
				Finals levy expense	25,902	20,047	
				Insurance - General	39,415	39,830	
				Insurance - Players	319,607	313,528	
				Interleague matches	7,178	7,383	
				Internet access for clubs	12,133	7,672	
				Internet costs	27,481	25,351	
				Investigation costs	1,750	1,930	
				Junior committee expenses	2,193	1,663	
				Legal fees	14,750	33,833	
				Light and power	5,120	7,118	
				Lightning premierships - Junior division	960	866	
				Long service leave provision	0	12,188	
				Meetings	3,433	2,939	
				Motor vehicle expenses	7,582	4,666	
				Payroll tax	656	12,554	
				Presentation night	56,473	47,245	
				Printing and stationery	20,818	19,450	
				Publications	30,789	27,599	
				Rates and taxes	3,112	2,986	
				Records	40,196	40,893	
				Salaries, insurance and superannuation	409,930	392,173	
				Seminars and training	597	5,039	
				Sponsorship costs	10,725	9,334	
				Staff amenities	2,402	1,481	
				Sundry expenses	4,174	3,812	
				Telephone	14,241	14,899	
				Umpires	411,595	404,170	
				TOTAL EXPENSES	1,814,282	1,787,165	
	These financial statements should be read in conjunction with the attached Compilation Report.			These financial statements should be read in conjunction with the attached Compilation Report.			43



League Directory

Registered Office

EFL House
256 Scoresby Road
Boronia 3155
Telephone 9762 5766
Facsimile 9761 1315
www.efl.org.au

SENIOR BOARD

Chairman

Stephen Jones

Deputy Chairman

Bruce Peak

Board

Peter Bailey
Tim Finemore
Graham Halbish
Brian Hawkins
Paul Payne
Jim Walker

JUNIOR BOARD

Junior Committee Chairman

Leon Bailey

Deputy Chairman

Colleen Lockhart

Junior Committee

Bernard Fewster
Marilyn Hoggett
Ian Singleton

Chief Executive Officer

Rob Sharpe

**General Manager–
Football Operations**

Darryl Collings

**Manager–
Junior Football**

Rod Cordwell

Media Manager

Anthony Stanguts

Client Liaison Officer

Michele Urbano

Accounts Manager

Peter Luttick

Accounts Payable

Sarah Latham

Director of Umpiring

Kevin Smith

Umpires Board Secretary

Trevor Finch

Goal Umpire Coach

Graeme Williams

**Goal Umpire
Development Officer**

Peter Bekkers

Boundary Umpire Coach

Andrew Walters

**Boundary Umpire
Development Officer**

Trevor Finch

Junior Field Umpire Coach

Phil Hermann

**Junior Field Appointments
Officer and Observer**

Hayden Surrao

**Junior Field
Development Officer**

Rob Tactor

Umpire Fitness Coach

Bill Walker

Senior Umpires Observer

Graeme Williams

TRIBUNAL

Tribunal Chairman

Robert Murray

Deputy Chairman

Terry Graham

Tribunal Members

John Allpress
Michael Berkley
Neville Chiselett
Allan Cooke
Michael Ditchburn
Grant Hinton
Terry Lewis
Garry Maddern
Michael Rodriguez
Garry Sparke

Investigation Officers

Peter Dinan
Tim Paul
Roger Schranz

**Trainers Association
President**

Graeme Cocking

**Umpires Association
President**

Charles May

Credits

Editor

Anthony Stanguts

Design

ripe design

Photography

A-One Sports Photos
Garry Sparke
Gavin D Andrew
Kangaroo Photo's
ProActionPix
Steve Spaul
The Journal

Printing

Cyan Press