



EASTERN
FOOTBALL
LEAGUE



2017

ANNUAL REPORT



Sponsors

Naming Rights Sponsor



Contents

- 01 Mission Statement
- 02 Chairman
- 04 Chief Executive Officer
- 06 Senior Competition
- 07 Team Listing
- 08 Junior Competition
- 10 Interleague
- 12 Media
- 13 Umpiring Tribunal
- 14 Netball EFL
- 16 Season 2017
- 19 Game Development
- 20 Trainers
- Women of the EFL
- 21 Life Members
- 22 Awards
- 24 SEN Teams of the Year
- 26 Senior Ladders
- 27 Senior Finals Results
- 28 Senior Women's Ladder
- 29 Netball Ladders and Finals Results
- 30 Junior Ladders
- 32 Junior Grand Finals Results
- 33 Eastern Region Girls Football League Ladders and Grand Final Results
- 34 Financial Report
- 45 League Directory

Major Sponsors



Support Sponsors



Our Mission

The Eastern Football League will effectively promote and facilitate the playing and development of Australian Football for the benefit of all participants, at all levels throughout the East of metropolitan Melbourne.



Our Values

The Eastern Football League maintains a strong belief system that underpins its actions and the way the league is run.

- We believe in the concept of "a fair go"
- We recognise the efforts of those who contribute to the wellbeing of the game at EFL level
- We treat safety as a priority
- We strive to innovate
- We support the big picture and understand that we are one part of a wider football community
- We define our position and defend this when appropriate.



Chairman

On behalf of the Directors of the Eastern Football League, I present the League's Annual Report for the 2017 season.

As a competition, we continue to grow and evolve. As I reflect on my 10th year as Chairman, it is a timely reminder of how far we have come and why we must continue to be bold and adventurous with plans for the future.

This year we had a record 611 teams entered in EFL competitions. Since 2007, football teams have increased 33% from 406 to 541, including 77 new female teams, while netball has grown to 70 teams in just four years, with over 70% of senior clubs now fielding at least one netball team. This growth, particularly the increase in female participation, is changing the face of the League and our clubs in a very positive manner.

South Croydon's historic first-ever Division 1 premiership is perhaps symbolic of the evolution and growth of the competition. In 2007, it lost the Division 2 grand final to Knox in overtime in a game many believe one of the best in memory. Two years later, it earned promotion with a close victory over Mulgrave, then went on to make the finals in Division 1 for the first time in 2013. From ninth in 2016 with just six wins, the return of favourite son, Matt Jones, from a stint with Melbourne in the AFL, coupled with another year under the tutelage of Leigh Adams, the Dogs produced a season and grand final performance that will go down in local football history. It is just-reward for not only the players, but wonderful people and volunteers with the likes of Steve Quon, Steve Duke, Cathy White, Vince Cali, Brian King and John Dinnell, who have worked tirelessly over the years to build the club while maintaining its strong community roots.

Theirs wasn't the only special story from season 2017.

Donvale's victory in Division 4 caps off a remarkable return from recess just three years ago. While going into recess is never a positive, it allowed the club to realign and re-establish itself for a more sustainable future, highlighted by all three teams making the grand final and the club well-positioned both on and off the field heading into the future.



Park Orchards, only formed in 2011, created history with its first senior premiership, doing so in style winning all three grades in front of a terrific crowd at East Burwood. With a large supporter base, big junior club with whom it has a strong relationship and quality leadership on and off the field, it heads to Division 2 with absolutely no fears.

In our inaugural Deakin University Eastern Region Women's Competition, Bayswater finished off a great season with a hard-earned win over a gallant Waverly Blues, capping off years of hard work in establishing senior women's football at the club, many of them tough years with few wins in the previous VWFL.

These stories and the excitement that winning premierships brings, further endorses the decision by the Board during the season to change the structure of the senior men's football competition from season 2019 onwards, moving to five divisions of 10, 10, eight, eight and eight teams respectively. After a significant consultation period with clubs, it was pleasing to have overwhelming endorsement from clubs for the change, a decision we believe will create an even better competition environment for all clubs in the future.

This is occurring at a time when our clubs are operating in an environment which gives them a greater sense of

optimism and hope than ever before. The introduction of player payment rules (salary cap) in senior football, in association with the Player Points System continues to be well-received by all clubs. We remain confident that it will continue to provide volunteers with a platform from which to run their club in a sustainable manner, the main priority of these initiatives.

We were pleased in May when a youthful senior representative team secured a close win against the Essendon District Football League in the AFL Victoria *WorkSafe Community Championships*, led by Norwood star Leigh Williams with four goals. It gets us back to the first versus second game in 2018 where we will look to avenge 2016's loss to the Geelong Football League. Thanks to all players and coaches for their efforts and contribution and to clubs for their support of this prestigious statewide competition.

The League would particularly like to thank all of our loyal sponsors for their continued support in 2017.

Bendigo Community Banks continues as naming-rights partner and with their investment in the League and our clubs, their support of community sport in Melbourne's east is critical.

We have longstanding relationships with Channel Nine, BJS Insurance, EastLink,



EFL Board from L-R Previous page: Graham Halbish (Chairman); Tim Finemore (Deputy Chairman); Bruce Atkinson. This page: Leon Bailey; Paul Barlow; David Flintoff; Kerry Freer; Paul Payne; Sue McMillan.



Yarra Valley Water, Trojan Tools and 1116SEN, along with a range of other valued partners listed at the front of the Annual Report.

We also welcomed Deakin University as a major partner in 2017, with a focus on the Eastern Region Women's Competition, and look forward to this partnership being a long and fruitful one for us both.

The investment of all our sponsors in our competition allows us to deliver and fund much of the work outlined above and is very much appreciated by the League and our clubs.

Financially, we remain strong. We again recorded a small surplus but as the competition grows and as new competitions evolve, we must ensure they are resourced appropriately and that the high standards of service we have set are maintained in all aspects of our business.

To all the volunteers involved in our clubs, I say a big thank-you for your ongoing contribution. Our clubs and the League are only as strong as the people in them and we are extremely mindful of the time and valued input of the many volunteers in our clubs.

Each year, I invite a couple of club volunteers to the Division 1 grand final luncheon as a token of the League's gratitude. This year it was John and Janine Dinnell from South Croydon FC.

The choice was made long before the grand finalists were known but it was terrific to be able to acknowledge them on such a memorable and historic day for their club.

They've been involved at South Croydon FC for over 25 years, with their two boys, Steve and Chris, both long-term servants of the club as players. Steve is a current-day player who played in the grand final victory.

John is a former president of the South Croydon Junior Football Club, who then moved onto the senior club where he has served as a vice president, general committee member, and footy operations manager for most of the last 10-15 years.

Janine, a member of the famous South Croydon 'King' family, has been a constant source of support, being heavily involved in helping organise many club events including Thursday night meals, and generally helping everywhere, given the amount of time they spend at the club.

They are tremendous examples of the very good people involved in our clubs and it was wonderful seeing them enjoy such a great day for their club, in company with the League.

I'd like to thank my fellow Board Members for their excellent contribution during 2017. The League is fortunate to have a passionate and highly-skilled Board of

Directors who provide the administration with wise counsel and the competition with a high level of governance and stability.

Many thanks also to the Junior Committee lead by Leon Bailey, who work tirelessly during the junior season liaising with clubs on Sundays and ensuring the standards we have come to expect, are being upheld.

Finally, thank-you to our hard-working EFL staff lead by CEO, Phil Murton. The off-season saw a significant change in personnel at EFL House and while this understandably brings with it some loss in continuity, it also brings with it energy and enthusiasm. The feedback myself and my fellow Board Members receive from clubs regarding their interactions with our staff is a terrific endorsement of the huge amount of quality work all staff put into their roles.

As we say farewell to 2017, we look forward to 2018 with even greater anticipation and optimism for what the future of the EFL holds. Thank-you to all for your contribution to the League.

Graham Halbish
Chairman

Chief Executive Officer



In reviewing our performance against 2017 operational objectives, this year the Eastern Football League has clearly consolidated the strong position it holds in the game.

The focus of the League's operations continues to be built around the five key pillars of our 2014-2018 Strategic Plan: Clubs, Participation, Partnerships, Operational Excellence and Financial Management.

Participation in EFL competitions is at an all-time high with a record 540 football and 70 netball teams in 2017. A target of 500 football teams was part of our 2014-2018 Strategic Plan and it is pleasing that this has been achieved with one more year of growth to occur. Female participation now accounts for almost 19% of all participation, up from less than 1% in 2013.

With continued growth in netball and female football anticipated, along with increased game development activities at junior level, we are optimistic that strong participation growth can be maintained in the coming years.

Our investment in game development, alongside AFL Victoria, continues to bear fruit. This year we further invested to now have two full-time resources in the region. We recorded growth in Auskick participation for the first time in five years, achieved while at the same time increasing under-8 team numbers by 48%, to 37 in total. It means we have a record number of children aged 6-10 engaged in Aussie rules in the east of Melbourne than ever before, underpinning the future of our junior and senior clubs. Some more targeted programs are being put in place for 2018 to continue this growth. Our challenge is to ensure the experience for the players and their families is a positive one and ensures a lifelong involvement in our game.

This extra development investment will be targeted more closely at club development in 2018, with Football Development Managers Sean Buncle and Matthew Young working closely with clubs to identify ways to improve and, if necessary, using experienced former EFL club presidents and club/league officials as mentors.

In partnership with Eastern Health and AFL Yarra Ranges, we helped organise the

Be The Change Forum, a well-attended night at the Karralyka Centre in June about gender equity in sporting clubs. We heard from Jason Ball (LGBTI advocate), Luke Ablett (ex-Sydney Swans player) and Emma Grant (Collingwood AFLW player) about their respective journeys in football and the work that needs to be done. As the League and our clubs increase the participation of females, this is important work to ensure everyone is embraced in an inclusive and welcoming environment.

With increasing female participation across the League, our Women of the EFL (WEFL) functions continue to be well-supported and we thank Jo Hart-Parker and her team for their continued efforts.

Clubs are more than ever trying to help develop the young people in their care and we again supported clubs who ran education sessions through Sport & Life Training (SALT). With tragedies unfortunately all too common in clubs, we maintained an investment in our chaplaincy program through Sports Chaplains Australia (SCA), while through the support of EastLink, a practical-based road safety program was again carried out at the METEC Driver Education Centre in Kilsyth for 150 learner drivers.

Our partnership with finals charity partner, the Victoria Police Blue Ribbon Foundation, saw in excess of \$20,000 raised during our senior finals series, bringing to \$192,606, the total that has been raised since 2010.

We continue to support a range of charities and public health issues, including Good Sports, beyondblue, the Victorian Responsible Gambling Foundation's Love The Game initiative and Pink Round for the Breast Cancer Network Australia.

The investment by government and in particular local councils is delivering some wonderful facility improvements. Local councils remain the largest contributor to community football and we continue to build strong relationships with all councils. Terrific new pavilions were opened at East Ringwood, Rowville juniors and South Belgrave while a new facility at Glen Waverley Hawks will be ready in time for season 2018. Additionally, upgrades for lights and other pavilion improvements are in planning for many clubs.

Audits have been completed of every facility in the region and a Regional Strategic Facility Plan is now being developed to help build a strategy and framework to guide investment in facilities for the future. Increasing participation in what is a largely land-locked environment has made this piece of work more crucial than ever and will enable us to work cooperatively with state and federal governments, local councils and the AFL to help plan and seek funding opportunities for the future.

Operationally, we continue to search for efficiencies and ways to reduce the workload on volunteers and staff.

In response to legislative changes following the Royal Commission into child abuse, we introduced Blue Q/Everproof as an accreditation system to administer Working with Children Checks, but also to manage coach and trainer accreditation. Year one has seen much greater compliance across all accreditation areas and further gains and efficiencies will be seen in future years.

We shifted umpiring match-day paperwork for senior men's football to an online system, with it to be fully rolled out across all competitions in season 2018. This is an initiative we advocated to Sports TG and the AFL for a number of years and results in significant savings in staff administration time and printing costs, particularly for tasks such as compiling best and fairest votes and match-day paperwork reviews.

Our aim is to have the EFL a largely paperless competition in the very near future.

Our media operations continue to grow, with the Division 1 grand final streaming coverage a highlight. Featuring six cameras, instant replays, full screen graphics and terrific commentary all shot in HD, it was a production worthy of a professional sporting organisation.

We again recorded a moderate surplus in 2017 and have a strong financial position underpinning our operations. Costs to clubs continue to be fixed or increased below CPI where possible. As an example, in the period 2008-2017, fixed costs to clubs have increased by only 9.7%, while CPI has increased by 21.4%. In that same period, umpiring costs to clubs have



increased by 21.9% while league costs to umpires have increased by 29.6%.

Sponsorship was up from 2016 and we welcomed a new major sponsor, Deakin University. I'd like to thank all of our sponsors, led by naming-rights partner Bendigo Community Banks, for their ongoing support of the League.

Some revenue streams were down largely because of seasonal factors. Senior finals gate-takings were 13% below budget due to some inclement weather, an abnormal number of clubs with multiple teams participating on the same day, and clashing with other events such as the Mayweather/McGregor fight and the AFL preliminary final featuring Richmond, all reducing gate entry traffic.

The off-season saw a significant change in personnel at EFL House, saying goodbye to Matthew Bishop, Rod Cordwell, and Aaron Bailey. While disappointing to see him go, it was great validation of our work in developing our people that Aaron was successful in obtaining a senior position within the football industry. I'd also like to acknowledge the retirement of former

Junior Manager, Rod Cordwell. Rod served the League with distinction for 16 years and his dedication and passion for the role was evident to all and demonstrated by the respect in which he is held by clubs and his work colleagues alike.

Troy Swainston (Football Operations), Dyson Baker (Junior Football), Daniel Cencic (Media), Matthew Young (Football Development) and Chloe McDonald (part-time administration assistant) all took on new roles, while Sean Buncle was promoted to a Football Development Manager position after a year as a game development coordinator.

These staff, along with Mark Freeman, Ellie Ingwersen and Scott Van Noordennen continue to provide our clubs a high level of service and carry out their roles above and beyond what is expected. In 2011, the League had eight full-time staff, while game development was the sole domain of AFL Victoria. In 2017, we have the equivalent of 9.3 full-time staff, two of which are game development roles. At a time when the League is growing at a significant rate and

diversifying our offering of competitions, we are effectively functioning at a lower level of staffing than we did in 2011, testimony to the efficiency, dedication and talents of all staff.

In closing, it remains critical to us that we continue to have strong working relationships with those involved running clubs. We aim to maintain the right degree of empathy for the issues officials managing clubs have while balancing the need to uphold the rules, regulations and standards of the competition.

It is pleasing that, in general, this is achieved and there is a high level of cooperation and collaboration between the League and our clubs. It's the strength of these relationships that continues to make the game, the League and our clubs as strong as possible.

Phil Murton
Chief Executive Officer

Senior Competition

In 2017, the Eastern Football League provided another terrific season showcasing some great Australian rules football across all four senior men's divisions, the inaugural Deakin University Eastern Region Women's and the veterans. The depth of talent across the League continues to grow allowing the fans to see some highly-skilled contests.

Places for finals positions in the senior Division 4 competition went right down to the wire, with Coldstream taking fourth spot from Kilsyth in the last round of the year after winning only three games in 2016. Whitehorse Pioneers were also big improvers, finishing third on the ladder. Donvale dropped three games in the first seven rounds then went into the finals on an 11-match winning streak. In the grand final, Donvale met Forest Hill in a low scoring defensive battle whereby momentum changed at various stages throughout the decider and the game could have gone either way. Donvale capped off an impressive season winning the grand final by 12 points. Forest Hill and Donvale also contested the reserves grand final with Forest Hill winning comfortably on the day. Proving it is ready for the jump into Division 3 next season, Donvale also played in the under-19s grand final against Surrey Park. Coming into the game, these two teams had played four times for two wins apiece, the grand final was another close game with Donvale winning by eight points.

The race for finals places was hotly-contested in Division 3, with seven teams in the 12-team competition still in the finals race up to the end of Round 18. Heathmont scraped into fifth place on the ladder after Boronia lost to Templestowe in the final minutes of its Round 18 clash. Ringwood finished the season on top in the seniors but suffered two close losses to both Park Orchards and Heathmont to exit the finals. On a great day for football in front of a big crowd at East Burwood Reserve, Park Orchards came away victorious by 15 points in the Division 3 grand final over Heathmont, in a hard-fought game. Park Orchards played Templestowe in the reserves grand final and came away with a 26-point win. Park Orchards continued its dominance in the under-19s claiming a third premiership in a row with an 11-point win over Heathmont.



In Division 2, heavy overnight rain meant that conditions at Tormore Reserve were going to be challenging early. In the under-19s competition, ladder-leader Croydon met Ferntree Gully in the grand final, with an impressive Croydon team winning by 14 points. Croydon capped off a terrific grand final day for its club, also winning the reserves competition with a 34-point win against Lilydale. In the senior competition, late losses to finals contenders meant that the ladder remained open until Round 18. The two best sides in the competition, Knox and Doncaster East, made their way through to the grand final. Knox had only lost one game for the season to Doncaster East after being relegated from Division 1 in 2016. Knox played some inspired football early jumping out to a solid lead. After half-time, Doncaster East fought its way back into the game but a couple of late goals to Knox resulted in a 16-point win in a hard-fought contest.

The Division 1 home and away season and finals series saw some exciting games being played in front of some big crowds. The competition in 2017 proved to be very competitive with upsets a weekly occurrence. Vermont finished the season on top of the ladder losing only one game. South Croydon beat Blackburn in the preliminary final to progress to its first-ever first Division 1 grand final, taking on Vermont. In warm and windy conditions, Vermont took a one-point lead into half-time. South Croydon kicked five goals with the breeze in the third quarter and Vermont could only kick two with it in the fourth quarter. The South Croydon pressure, leg-speed and ball-use enabled it to outlast Vermont and win the game by 18 points in front of its large, loud and loyal supporters to claim an historic win. The reserves game was a one-sided contest with the undefeated Vermont

prevailing over Rowville by 95 points. The under-19s game was played between Vermont and Blackburn, with Vermont capping of an undefeated season by winning the premiership by 25 points.

In the Deakin University Eastern Region Women's Competition in front of a great crowd at the Lilydale Sports Oval, Bayswater beat the Waverley Blues by 11 points to claim the inaugural premiership. The game showcased the development of the players over the season. In the veterans competition played earlier in the day, North Ringwood was too strong for Scoresby winning its third-straight premiership.

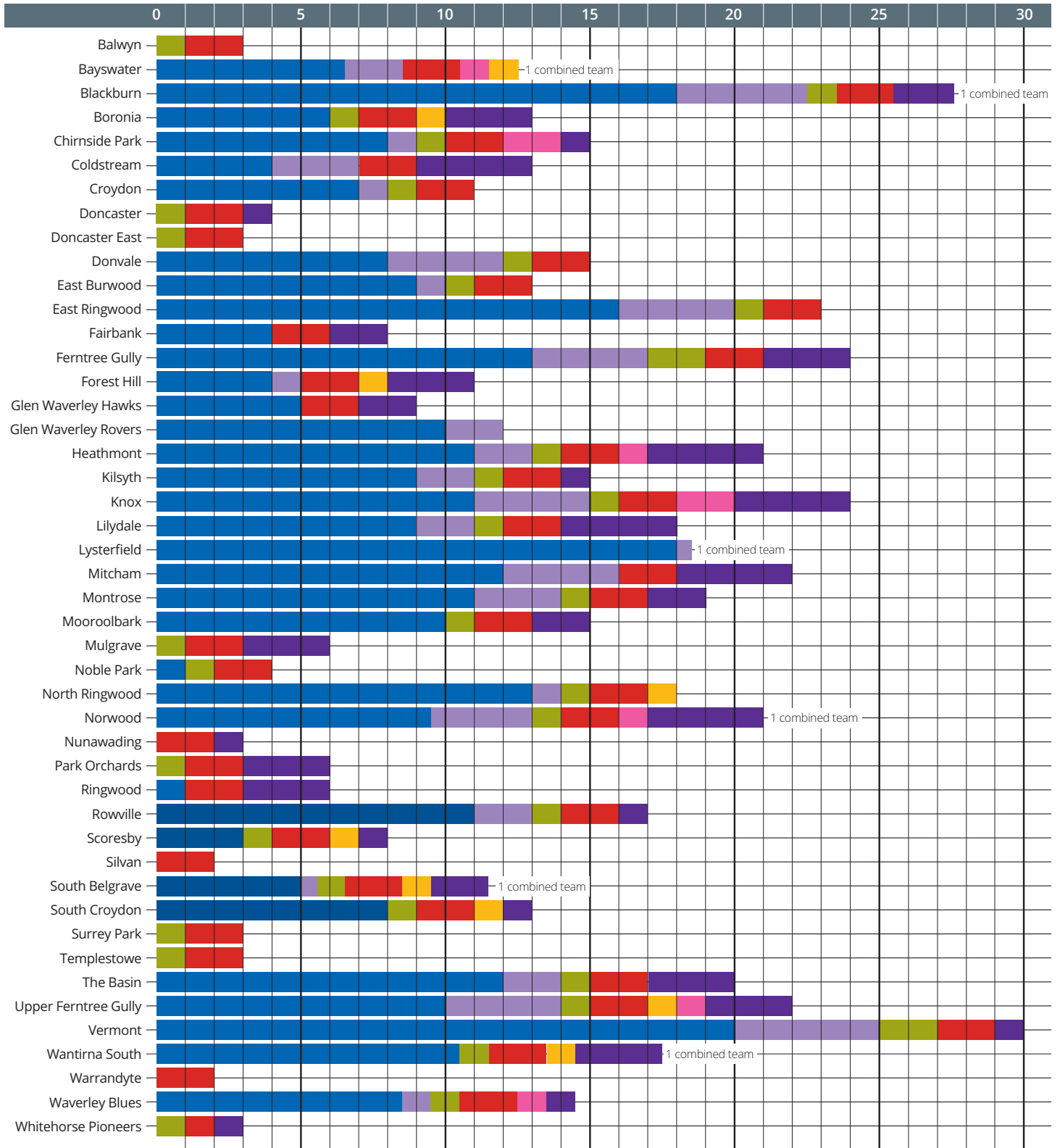
The 2017 interleague program saw the EFL venture down Scoresby Road to Bayswater Oval to take on the Essendon District Football League. Fortunately, we came away with two wins, with the seniors prevailing by two points in a high-scoring nail-biter, while the under-19s won by 27 points, controlling the game from start to finish. Thanks to the leaders of both teams, Brett Moyle and Stuart Hill in the seniors and Wayne Judge and Patrick Wallis in the under-19s. Also, thank-you and congratulations to all of the other players, coaches, trainers and support staff who represented the League. We hope this program builds in the coming years and that the honour of wearing the League jumper continues to be a terrific reward for our players.

Finally, thank-you to everyone involved in our great competition. With so much hard work going into putting teams on the field each week, our clubs are driven by some terrific people. Hope you and your families enjoy the break over the summer months as we look forward to another exciting season of EFL football in 2018.

Troy Swainston
General Manager – Football and Game Development



Team Listing



■ Juniors
 ■ Girls
 ■ Under 19's
 ■ Seniors
 ■ Womens
 ■ Veterans
 ■ Netball

Junior Competition

2017 saw records broken across the junior competition.

The League recorded its highest-ever team count with 399 boys and girls Eastern Football League teams fielded across 45 divisions.

This included record numbers of girls' teams with female football now accounting for 17% of the total number of junior teams. Non-competitive age groups (under 8-10) saw yet another spike in growth with 123 teams competing in across 10 divisions of under 8, 9 and 10s football, an increase of 10% from 2016 figures.

The League's junior representative program also continues to grow with six sides competing in the AFL Victoria Junior Metropolitan Championships.

Competing in Division 2, our under-15 girls' sides led by Gary Monopoli (15/1) and Luke Smith (15/2) managed a near-perfect record to ensure the League will compete in Division 1 of the Championships in season 2018.

Hard-fought wins in game one and game three qualified our under-15/1 boys for a grand final berth. Coached by Wayne Judge, our top side acquitted themselves brilliantly throughout the carnival only to be def by a strong Yarra Junior outfit.

Disappointingly, success eluded the under-14/1 side throughout the carnival, however the League took several positives out of the year. The results in 2017 give the League scope to review and implement our strategies in Division 2 with the view to being back in the top flight again in season 2019.

The League appreciates the commitment and endeavour of the entire 2017 coaching panel: Brett Davidson (14/1), Mark Pascoe (14/2), Wayne Judge (15/1), Sean Buncle (15/2), Gary Monopoli (15/1 girls) and Luke Smith (15/2 girls).

79 under-9 and 10 teams competed in the 2017 Bendigo Bank Lightning Premierhips held in April and May at Pinks Reserve, Kilsyth. The weather was kind to the 37 under-10 teams in week one, however our under-9 teams weren't so lucky playing through a barrage of rain as the eastern suburbs were soaked.



The Lightning Premiership has become a mainstay on the junior calendar and gives sides in under-9 and 10 their first taste of competitive football, and more importantly, gives both players and their families a chance to bond within their team and club.

Yet another highlight for our budding young stars is the Almost Little Legends Clinic held in the July school holidays at Jubilee Park in Ringwood. More than 800 under 8-10 boys and girls were given the chance to hone their skills, ably assisted by personalities from the Nine Network as well as our junior interleague stars.

Come finals time, 33 of the League's 36 clubs were represented in junior finals, 16 of whom shared the 25 premierships on offer.

Vermont capped off an impressive season claiming the 17 Premier, 15A and 14A titles. Other notable victories included Mitcham's first A-grade flag in more than 40 years, while Coldstream was crowned Premiers in 13D, the club's first premiership in 16 years.

Once again, the League was well served by the 16 host clubs, with everyone prepared to go the extra mile to ensure that the junior finals series was a positive experience for players, officials, umpires and spectators.

Karralyka Centre was the venue for Junior Presentation Night, where premiership flags were distributed to successful teams. League best and fairest winners, MVP interleague awards and the best junior umpire trophy were also presented.

Wantirna South claimed the 2017 Gordon Parker Best Conducted Club Award. The Devils fought adversity, mergers and playing away from home in season 2017 to field their highest team total since 2008.

Capital works being undertaken at Templeton Reserve forced the Devils off their home ground for the season, to play all their home games at Wantirna Reserve.

The club also entered a well-organised partnership in under-11s with Waverley Blues, culminating in the 11D premiership. The two clubs opened dialogue early in the pre-season and worked cooperatively during the year to ensure the experience was a pleasant one for all involved.

The club also faced the difficult prospect of grieving as a club with two key members of the club passing away during the season.



Junior Committee Previous page: Dyson Baker. This page from L-R: Leon Bailey; Bernard Fewster; Phil Hermann, Mark Pascoe and Ian Singleton.



Wantirna South fielded six non-competitive sides in season 2017 and continues to focus on growth with a view to fielding girls' teams in 2018.

Eastern Region Girls

From a two-division competition just 24 months ago, the Deakin University Eastern Region Girls Football League has grown rapidly with 91 teams competing across 11 divisions this season. By team numbers, the Eastern Region Girls competition is the biggest in Victoria.

We welcomed a host of new clubs to girls football for the first time; from the EFL we welcomed Croydon, East Burwood, Forest Hill, Glen Waverley Rovers, Heathmont, Lilydale, Lysterfield, Mooroolbark, North Ringwood, Rowville, South Belgrave and The Basin. We also welcomed new sides from AFL Yarra Ranges clubs including Gembrook-Cockatoo, Monbulk and Upwey all fielding female teams in season 2017.

Blackburn, after commencing its girls football journey in other competitions, fielded girls' sides across all age groups in the Eastern Region Girls this season.

Once again, 2017 was a season of firsts. Fielding two representative sides in the under-15s as part of the AFL Victoria Metro Junior Championships,

our first side went through the carnival undefeated qualifying our teams for Division 1 in 2018.

A huge thanks to the coaches, players and parents for their support of the program in 2017, with a special mention to Gary Monopoli who continues to support the League's representative programs.

The Basin, Nunawading, Wandin, Seville and Olinda all played host to Eastern Region Girls finals with nine divisions played out across four weeks.

With consistent growth in boys' competitions as well as the exponential growth in girls football, 2017 has been a logistical challenge, however communication between leagues and clubs around umpires and venues has alleviated a number of these issues.

Congratulations to Brendan McKenna at AFL Yarra Ranges as well as Sean Clarke at the EFL for their tireless work managing the umpires each week.

Ahead of 2018, we will be seeking feedback from clubs as to the state of play in girls' football. This conversation commenced at the pre-finals delegates meeting and was extremely positive. We expect to be contacting clubs in the coming weeks.

A huge thank-you to the clubs who have made season 2017 what it is.

Both leagues' junior competitions are represented by a hard-working group of people who continue to ensure the lofty standards are met – thanks to the junior committee of the EFL as well as the junior commission of AFL Yarra Ranges.

The small, yet dedicated group of junior committee members continue to dedicate their weekends during the winter year-in and year-out – to Leon Bailey, Ian Singleton, Mark Pascoe, Phil Hermann and Bernard Fewster, a huge thank-you.

Clubs' dedication to female football is what has made the competition great over the past 24 months and the dedication to seeing it succeed is what will continue to grow girls football in years to come.

Finally, to the players, many of whom took to the field for the first time in Round 1 this season, thank-you! The passion and love for the game is something that needs to be seen to be believed.

Dyson Baker
Manager – Junior Football

Interleague



UNDER 14 – DIVISION 1

Coach: Brett Davidson MVP: Zachary Cikecken

The under-14-1 side started its first game slow and was outplayed by South Metro in the night game. It rebounded in the second game and controlled the contest against Northern only to go down in the dying seconds. In the final game, our boys were outclassed by an impressive Yarra Junior side.



UNDER 14 – DIVISION 2

Coach: Mark Pascoe MVP: Patrick Marks

Much like the under-14-1 team, the 14-2 side struggled early in the Championships against South Metro, held goalless in its first match-up. Ten individual goalkickers helped the side to a dominant win over Northern in Round 2 before another tough loss at the hands of Yarra Junior.



UNDER 15 – DIVISION 1

Coach: Wayne Judge MVP: Salele Feagaimalii

Commencing the carnival with a tight contest, our under-15-1 side managed to defeat South Metro even after kicking 6.20 for the night. It then recorded a big win vs. Northern and followed up on Monday against Yarra Junior finishing top of its pool.

Yarra Junior FL would get our boys back in the grand final. Whilst our boys weren't successful on the day, their drive throughout the Championships could not be faltered.



UNDER 15 – DIVISION 2

Coach: Sean Buncle MVP: Thomas Gasparroni

Leading for most of the match, the under-15-2 side was unable to get the win in the night game against South Metro, going down by five points. It bounced back to defeat Northern FL in a comfortable win, however, a slow start in the final game against Yarra Junior proved costly and it lost its final game.



UNDER 15 GIRLS – DIVISION 1

Coach: Gary Monopoli MVP: Bridget Deed

Needing to win all three games to hopefully propel the side into Division 1 next season, our 15-1 girls got off to the best possible start defeating Yarra Junior-2 by 96 points. The EFL girls played hard, willing and smart football in Round 2 to register a tight win over Essendon District FL. In the final round, 10 goal-kickers registered 17 goals for the day as the girls kept South Metro-2 scoreless. The three-win run now means our first team in 2018 will compete in Division 1 next season.



UNDER 15 GIRLS – DIVISION 2

Coach: Luke Smith MVP: Samantha Paoli

Kickstarting the carnival in a heartstopper, the under-15-2 girls were able to hold on in a tight tussle to defeat South Metro-2 by two points in the night game. Its next two fixtures proved more difficult with games against the first teams of both Western Region and Essendon District. The girls held their own against Western, going down by 23 points before a heavy defeat at the hands of Essendon in the final round.



UNDER-19s

Coach: Wayne Judge MVP: Hamish McGowan

A dominant display in the opening quarter led by a dynamic midfield performance by Hamish McGowan saw the EFL kick away to a handy 21-point lead at the first change. The trend would continue into the second quarter before a five-goal-to-one third term put the end result beyond doubt, with the EFL in control by 47 points.

Late goals to the EDFL saw it cut the three-quarter-time deficit to 27 points at the final siren.

Eastern Football League	14.9 (93)
Essendon District Football League	10.6 (66)

SENIORS

Coach: Brett Moyle MVP: Leigh Williams

Led by a best on ground performance by Norwood forward Leigh Williams who booted four goals, the senior EFL side raced out of the blocks with a dominant first-half setting up the thrilling two-point win.

A seemingly unassailable 40-point lead early in the third quarter quickly evaporated, as the EDFL began to take full control of the centre clearances and contested ball, cutting the margin to just 19 points at the final change.

In a pulsating final quarter, a last-gasp opportunity on goal for the EDFL went begging, as the EFL held onto its number two ranking.

Eastern Football League	8.10 (118)
Essendon District Football League	17.14 (116)



Australia's premier local football competition deserves a premier media product, and in 2017, the Eastern Football League's media further grew in professionalism as our competition continued to expand.

Volunteers are the lifeblood of grassroots sport – and the media landscape is no different.

Season 2017 saw the EFL Media Team producing up to 10 hours of radio per week, with *The Huddle* on Fridays, EFL Game-Day on Saturdays, followed by EFL Sunday.

EFL Game-Day took yet another step forward, with our match-day broadcasts capturing all angles of the game. From 1pm each Saturday, our dedicated group of volunteers brought listeners an in-depth analysis of all the weekend's action ahead. In each division, we were treated to some memorable finishes and landmark moments of the season, including the EFL's inaugural Good Friday clash, the Anzac commemoration games, the traditional Queen's Birthday match, the beyondblue Cup, and four thrilling grand finals across the divisions.

EFL Media's coverage of the Division 1 grand final was yet another highlight of 2017, with six cameras, on-screen graphics, scorecards, clocks, instant replays and brilliant commentary – such was the professionalism with over 6,500 views. With a following as strong as the EFL's – and a competition as revered – it's imperative that the EFL brand is represented in the best possible light at all times, and for that, the EFL Media Team is to be commended.

The Eastern Footballer was again a staple for a day at the football with the competition's official publication circulated to a collective total of 97,250 copies produced. Along with mainstay columns such as *Inside the EFL*, one of the key focuses of the record this season was not only on what, but the *how* and *why*. With feature articles and content delving deeply into telling the many untold stories of not only the on-field side of the EFL, but the human-interest element that accompanies Australia's game, and what brings us together despite the breadth and diversity of backgrounds of the many followers of the code. From stories of milestones and triumph to adversity and tragedy told, football is a unifying force with a plethora of untold stories, and The Eastern Footballer's strength of content wouldn't be possible without those that contribute and those that share their stories.

The Huddle returned for another season on Friday afternoons on 98.1 Radio Eastern, combining a look at the lighter side of the EFL, along with in-depth news, discussion and analysis. Special guests were a weekly fixture, with names including former AFL umpires' boss Jeff Gieschen, ex-player and AFL coach Terry Wallace, Catarina Politi from STOP! One Punch Can Kill, Nick Olney of the Victorian Responsible Gambling Foundation, along with club players, presidents and officials joining us throughout the year. The Hamburger Hunt was back again, with this year's prize being a Matador Titan 4-Burner BBQ, courtesy of Bunnings Warehouse Bayswater and Matador BBQs. Finalists included Blackburn, Doncaster East, Park Orchards, South Croydon and Templestowe, competing in a cook-off live on the season finale of the show. In a tight race, Park Orchards took out the coveted prize! I'd like to extend my deepest gratitude and thank-you to all competing clubs and volunteers.

On social media, we continue to grow from strength to strength, with over 15,000 Facebook likes, over 5,500 Twitter followers and over 4,000 Instagram followers, while also maintaining a healthy online presence through TeamApp. Division 1 grand final day also saw the launch of the EFL's Snapchat account, which gave online followers a unique, behind-the-scenes look at the raw emotions of players, coaches, officials and supporters. EFL.org.au continues to command heavy traffic, with all the latest news, features, podcasts and videos proving popular each week.

August saw the AFL International Cup hosted across two EFL clubs – Montrose and the Waverley Blues.

The EFL Media Team, in conjunction with USAFL media manager Brian Barrish, called all the action between the USA and Papua New Guinea. With a full line-up featuring two commentators, two special commentators, two boundary riders, running social media commentary along with live video streaming via *EFL.org.au*, the match was a fantastic display of Australian rules football – and a tremendous showcase of EFL Media's professionalism and capabilities, with over 4,200 viewers on the day tuning in from locally and abroad.

Regular video programs such as the *Choose Tap Final Word*, proudly supported by Yarra Valley Water, brought about further interaction between EFL fans and clubs, with videos featuring club personalities, bringing viewers an insightful behind-the-

scenes and often light-hearted look ahead of the weekend's action.

September saw the 2017 Clinton Grybas Media Award presented to Brett Beston, in just his second year involved with the EFL Media Team.

Whether it was play-by-play commentary, boundary riding, special comments, junior grand finals, around the grounds reporting, or appearing as a panellist on one of our many shows, Brett put his hand up for each and every role, week in, week out. His diligence, reliability, punctuality and quality of work is a testament to the dedication shown throughout 2017 – and a terrific example to others on the team.

We thank those outside of the EFL organisation that continue to cover and promote our competition – Toby Prime (Leader Newspapers), Paul Amy, Paul Hooper (3WBC Football) and Paul Daffey (1116SEN).

Thank you to Darren McKenzie and Bruce Prest of the Loft Productions, Leigh Green, John Higgins and the LKLM Media team, EFL Broadcast Manager Ben Warren-Smith who this year marked 10 years' involvement, Garry Sparke in photography, and media interns Matt Fotia and Tim Fitzsimons who I'm sure will go on to have successful careers.

A further thank you to an ever-growing media team that continues to produce quality content each year: Alana Coleman, Barry Kotze, Brad Henderson, Brad Pulley, Brett Beston, Brett Davidson, Damian Watson, Davis Harrigan, Esmond Aponso, Gavin Casey, Grant Campbell, Gus MacLeod, Josh Dawe, Les Ferguson, Louie Bulzomie, Max Stainkamp, Megan Hustwaite, Peter Baird, Ray Baird, Riley Griffiths, Steve White, Wayne Brasher and Will Taylor.

We also extend our gratitude to the businesses who advertise through our channels – Tobin Brothers Funerals, Vibro, Trojan Tools and everyone else who supports our coverage.

Despite all the hard work undertaken on the media landscape this year, we do not rest on our laurels, nor do we become complacent. As a media team and a brand, we must continue to strive to ensure we remain at the forefront of media coverage for grassroots football – after all, Australia's premier local football competition deserves a premier media product.

Finally, a huge thank-you to all clubs for your time and involvement across our various platforms this season, and I wish you all the very best for the 2018 season.

Daniel Cencic
Media Manager



Umpiring

At the start of the 2016 season, we set about creating more opportunities for umpires to grow from our junior competition to our senior competition. The response from the junior group was amazing. In fact, over the past two seasons we have seen over 100 junior umpires progress from our junior competition into our senior competition. The pathway at the EFL Umpires is a very clear path and open to anyone who wants to progress their umpiring.

The coaching group completed over 600 written observations for our entire umpiring list. This is a fantastic result and supports our message to the group that we are determined to ensure that all umpires receive not only group-based coaching, but individual coaching in the form of a written game-day observation.

The upshot of so many observations is that the club has seen many junior umpires transitioning into Saturday senior football and strong growth in our senior list improving into better grades of football.

Match-day observations will continue to be a strong aspect in our seasons

moving forward as it allows us to continually reinforce the four-pillar philosophy and create opportunities for our umpiring panel to grow. Overall, the performance by our umpires in the 2017 finals campaign was strong. This finals campaign saw a great mix of experienced and young umpires doing their first senior final and they all performed very well.

As we move to be more predictable amongst each other as umpires, this will see the team aspect grow and give us a higher and more consistent level of umpiring in the EFL.

I would like to thank Bruce Onken (senior field coach), Stephen Smith (boundary coach) and Garry Baumgarten (goal coach) for their wonderful contribution and leadership shown throughout the season with their respective groups and the work you all did in creating and then supporting opportunities for umpires to develop. Well done. A big thank-you to Trevor Finch and Charlie May who worked closely as observers with our list in providing match-day feedback and support throughout the season.

To Sean Clarke, well done again to you and your team for creating an

inclusive, supporting and opportunistic environment for your list in season 2017. The success of our club and indeed future umpiring numbers will come from a very clear pathway that is being created through our junior division of our club and greater opportunities being offered as a result.

To Mal Cree, our fitness advisor, and the trainers Bob and Mick, thank-you for your efforts in having our umpires ready on match-day. Thanks also to EFLUA (EFL Umpires Association), its president in Bart Maaskant, the board of the EFL, the CEO in Phil Murton, Operations Manager Troy Swainston and the entire EFL administrative team in Mark Freeman, Ellie Ingwersen, Dyson Baker, Sean Buncle, Daniel Cencic and Matt Young for their support this season.

Finally, a big thank-you to the umpires of the EFL. I thank-you for your efforts and support within the club and look forward to working with you all again in season 2018.

Scott Van Noordennen
Head of Umpiring

Tribunal

The Eastern Football League continues to set a high standard in regard to fair and reasonable play, resulting in another low number of reports this season.

In 2017, there were 91 reports (72 last season) made by umpires and investigation officers. The increase in reports can be attributed to the increased use of video footage by clubs and a desire by both the League and clubs to ensure the welfare and safety of players. Of these 91 reports, 75 players and officials were found guilty of their offences. There were 56 cases heard at the tribunal with 40 being found guilty by the tribunal. In addition, 35 players accepted the set penalty offered.

Despite the increase, the numbers are still considerably lower than all the

previous seasons barring 2016. Players and officials should be commended for their behaviour. The Eastern Football League continues to set the standard as a fair and highly competitive league.

In season 2017, 21 players were reported after an incident was investigated (six last season), with 17 of the 21 found guilty either at the tribunal or by acceptance of the set penalty offered. Thank-you to our investigation officers who continue to provide a thorough and professional service to the League.

The number of yellow and red cards issued in season 2017 increased slightly, with 553 cards issued compared to 514 in season 2016. The previous three years prior to 2016, the number of cards issued exceeded 600 in each season.

Full credit to our fantastic group of umpires who continue to do an outstanding job controlling the games and not tolerating unreasonable incidents on the field.

The number of melees in 2017 decreased to 31 compared with 42 in 2016. The League will continue to take a strong stance against this behaviour into the future and all clubs should continue to educate their players as to the risks associated with being involved in melees.

We are fortunate at the Eastern Football League to have a terrific group of volunteers who sit on our tribunal. Their efforts enable us to continue to promote our league as fair and reasonable which we hope will continue to attract players to our competition into the future.

Netball



Season 2017 was the fourth season for Netball EFL and proved that netball in the east is well and truly alive. The competition grew from 49 teams in 2016 to a massive 70 teams from 31 senior football clubs across eight divisions.

With the competition expanding, the challenge for indoor court space on a Friday night increases. The League used five venues this season including: Knox Regional Netball Centre, Oxley College Stadium, Croydon Leisure Centre, Fairhills High School and St Joseph's College.

Heathmont Black finished on top of the ladder in Division 7 with just two losses for the season, securing itself a double chance in finals and becoming the team to beat. Mulgrave Red put together a solid finals series to come from fourth as challengers in the grand final. However, they just weren't strong enough and Heathmont took home the silverware by nine points.

In Division 6, the top four was hotly-contested between Ferntree Gully White, Heathmont Yellow, Nunawading and Knox White. Ferntree Gully ended the season on top of the ladder with only one loss and a draw, making it the premierships favourite, while Heathmont Yellow progressed its way through to the decider using its second chance. In a nail-biting grand final that went down to the last 20 seconds, Ferntree Gully became premiers by one point!

Division 5 was played out by the two strongest teams all season, Glen Waverley Hawks Blue and Forest Hill Zebras. In another tight clash, as their games had been throughout the season, the game was decided by one point with Glen Waverley taking the title of the 2017 Division 5 premiers.

Park Orchards' first from four premierships across football and netball for 2017 came in Division 4 as the red team were the clear stand outs in the division. Not without a slight hiccup in the semi-final, losing to Boronia Brown by three points, the girls regrouped and won the grand final convincingly by 11 points.

New comers to Netball EFL, Kilsyth, capped off a great year finishing top of the table in Division 3 and took home the premiership by 13 points over Knox Black who managed to come from fourth on the ladder to make the grand final. A great game battled out between the red and black Cougars and Falcons.

In a very close Division 2, it was a finals series of upsets with the second-placed Norwood Black and fourth-placed Fairpark Red making the grand final. Norwood started the season slow but finished strong, working its way up the ladder. It managed to edge out Fairpark in the decider by six points to bring home the premiership cup.

In another close battle, Division 1 was decided by a mere four points, as another new team to the League, Lilydale Falcons, took out the premiership over Mitcham Black. Lilydale secured top spot on the ladder after the final round of the season and was able to use its fresh legs from a week off to overrun Mitcham in the grand final.

In the Premier Division, the netball never disappoints and this year was no exception. Again, the stronger competitors in Fairpark, Wantirna South and Boronia lead the way at the top with Blackburn rounding out the top four at the end of the season. Fairpark won its way straight through to its third Premier netball EFL grand final, with 2016 grand finalist Wantirna South being knocked out in straight sets by Boronia in the preliminary final. Boronia controlled the game in the grand final and came out deserving winners by 16 points.

2017 saw the introduction of a netball interleague program, with the best of the east taking on the Northern Netball League on Friday, May 12 at Parade College in Bundoora. Trials were held in March with two squads of 10 being created in the under-19 and senior (open) age groups. Alana Coleman, a playing-coach from Forest Hill netball took on the role of the under-19s coach and did a fantastic job of bringing together a group of young, talented netballers. Unfortunately, they went down 43 to 38, but put on a great curtain-raiser for the senior game.



The senior squad was coached by Shelley O'Donnell, a former Australian Diamonds player, who brought a wealth of knowledge and experience to the program. Just like the 19s, the senior girls didn't quite get the win, going down by a mere four points. It was fantastic to watch the great talent we have in our competition come together and represent our league so well. We were the best competition Northern have had in an interleague match so far, so here's hoping we can come back stronger in 2018 and get a win!



The League's presentation night again recognised the achievements of the netballers with the leading goal shooters, best and fairest for each division, and the inaugural Premier Team of the Year being awarded. Congratulations to Michaela Bailey, Samantha Crowe, Miranda Farago, Erin Anderson, Tarsha Collette, Mandy Simpson, Megan Williams, Leanne Fredricks and Melissa Martinov who were awarded the leading goal shooter awards for their respective divisions and to Illaria Akkers, Olivia Paterson-Dodge, Jay Graham, Tegan Pohl, Britney Purcell, Ashlen Bennett, Brenda Lay, Michelle Duke, Kirralee Luiyf and Stephanie McNay for taking out the respective best and fairest awards.

A big thank-you to Raechel Richards, who again undertook the massive task of Umpire Coordinator in season 2017. With 34 games each week, Raechel ensured the appropriate umpires were allocated to every single game whilst developing and mentoring our umpires to be the best they can be.

A special thank-you to Stephanie Missos, Chantel Collins, Susan Papa, Harry Burgess, Caitlin Yann, Danica Treverton and Hugh Lanbenberg, who all undertook the role of venue manager, ensuring the competition ran smoothly each week.

Last but not least, thank-you to the clubs and their players for helping make Netball EFL a great competition which continues to grow from strength to strength. We look forward to coming back bigger and better in 2018!

Ellie Ingwersen
Netball, Events and Administration Manager

Season 2017

NOVEMBER 2016

Five Eastern Football League juniors find homes at AFL clubs following the 2016 AFL National Draft. Speedy midfielder Jordan Gallucci (Lilydale/Croydon/Eastern Ranges) is taken at pick 15 by Adelaide, while Jordan Ridley (East Burwood/Knox/Oakleigh Chargers) heads to Essendon, taken at pick 22. Josh Begley (Upper Ferntree Gully/Eastern Ranges) joins Ridley at the Bombers with pick 31, while Jack Maibaum (Scoresby/Rowville/Knox/Eastern Ranges) is snared by Sydney at pick 45. Completing the trio of EFL juniors drafted to Essendon is Dylan Clarke (Rowville/Knox/Eastern Ranges) at pick 63.

DECEMBER 2016

After four years as Game Development Manager at the Eastern Football League, Aaron Bailey moves on, accepting the role of Regional General Manager with AFL Yarra Ranges.

The 2017 EFL fixture is released which sees the first-ever Good Friday match, scheduled to be played between Blackburn and Balwyn. Anzac weekend football is again featured, with a number of matches played across the Saturday and Sunday. Other highlights include the traditional Queen's Birthday weekend clash between Balwyn and Noble Park, two standalone Sunday clashes between local rivals East Ringwood and North Ringwood, and a number of night games scheduled – including South Belgrave hosting its first-ever match under lights.

JANUARY

The Eastern Football League, in conjunction with AFL Yarra Ranges, announces plans for a senior women's football competition, titled the Eastern Region Women's Competition – featuring nine teams.

FEBRUARY

Long-time Manager of Junior Football, Rod Cordwell, announces his retirement after 16 years in the role, while General Manager of Football Operations, Matt Bishop, moves on after three years in the role to pursue business interests outside of football.



MARCH

The League welcomes a number of new staff, including Troy Swainston as General Manager - Football & Game Development, Daniel Cencic as Media Manager, Matt Young as Football Development Manager while Dyson Baker is appointed the Manager of Junior Football.

The official season launch takes place at the Box Hill Town Hall, hosted by Channel Nine News personalities Tony Jones and Clint Stanaway. Guest speakers include Yarra Valley Water Choose Tap Ambassador and Collingwood AFLW player, Moana Hope, and former Australian Diamond and EFL interleague netball coach, Shelley O'Donnell.

APRIL

The Eastern Football League season begins, in addition to the inaugural Eastern Region Women's Competition.

The inaugural Good Friday clash is played at Morton Park between Blackburn and Balwyn. The Panthers defeat the Tigers for the first time in six years in front of a bumper home crowd.

Women's footy in the east receives a boost, with the EFL announcing its partnership with Deakin University, where the women's competition officially becomes known as the Deakin University Eastern Region Women's Competition.

Teams competing in the inaugural year include Bayswater, Chirnside Park, Heathmont, Knox, Mount Evelyn, Norwood, Upper Ferntree Gully, Waverley Blues and Yarra Junction.

MAY

The EFL's first foray into interleague netball takes place, taking on the Northern Netball League at Parade College in Bundoora. Coached by Alana Coleman, a gallant performance sees the under-19s fall just five goals short – 38-43 – with Annaliese Carroll named best on court. A valiant effort by Shelley O'Donnell's senior side followed in a nail-biting encounter, with the Northern Netball League victorious by just four goals. Vice-captain Alicia Hughes is adjudged best on court.

The Eastern Football League hosts the Essendon District Football League in the 2017 WorkSafe AFL Victoria Community Championships. The under-19s, coached by Wayne Judge, comfortably defeat the EDFL by 27 points, led by a best-on-ground display from midfielder Hamish McGowan. The senior side, coached by Brett Moyle and captained by Stuart Hill, survives a second-half comeback by the EDFL after leading by 40 points. The EFL senior team holds on to record a two-point victory, and retains its number two ranking. Norwood forward Leigh Williams is named best on ground, kicking four goals.



The Women of the Eastern Football League (WEFL) conducts its first event for the year, hosted by Croydon Football Club. Rozalee Erceg from Breast Cancer Awareness Australia is the evening's guest MC, alongside special guest Jenny Sinclair – a former Northern Territory Football League board member who became the first female to manage an Australian rules football league when she served as president of the CAFL in Alice Springs. Other special guests include AFL administrator of over 35 years and Netball Victoria board member Shane O'Sullivan, Member for Bayswater Heidi Victoria and Meaghan Densley, who became the first female and youngest person to be appointed to the role of commodore of the Frankston Yacht Club.

JUNE

Noble Park hosts Balwyn in the duo's traditional Queen's Birthday weekend clash. In keeping with tradition, the away side took home the four points, with Balwyn prevailing by less than a kick.

The AFL Junior Metropolitan Championships take place, with six EFL representative sides taking the field. The under-15-1 boys and under-15-1 girls sides record comfortable victories over Yarra Junior Football League and South Metro Junior Football League respectfully.

The EFL, in conjunction with Eastern Health, AFL Yarra Ranges, Coles (eastern region) and Inspiro, hosts the Be The Change forum at the Karralyka Centre with over 120 football and netball club representatives in attendance. The forum focuses on creating positive culture change for gender equity and the prevention of violence against women, with Jason Ball as MC along with Collingwood AFLW player Emma Grant and former Sydney Swans player Luke Ablett as special guests.

JULY

The annual Almost Little Legends clinic, supported by the Nine Network, sees around 800 junior footballers descend on Ringwood's Jubilee Park. The junior footballers are put through their paces by members of Nine News, The Footy Show, Kids' WB and Yarra Valley Water Choose Tap Ambassador and Collingwood AFLW player, Moana Hope.

The second WEFL event of the year is held, this time at Warrandyte Football Club, with members of the Outer Sanctum podcast team in attendance.

beyondblue Round is marked by the League, with Boronia and Ferntree Gully playing out a thrilling contest at Tormore Reserve. The Hawks claim the beyondblue Cup.

The 2017 junior finals series kicks off, with a record number of teams – around 170 – competing across junior boys and girls.

AUGUST

Junior grand final day sees 50 junior boys' teams compete across 25 divisions. Vermont claims three premierships on the day, while Coldstream claims its first junior flag in 16 years. Mitcham wins its first A-grade flag in more than 30 years.

The EFL marks #LoveTheGame Round, an initiative by the Victorian Responsible Gambling Foundation.

The senior finals series begins, as the Netball EFL grand finals are played for Division 4-7, with Park Orchards Red, Glen Waverley Hawks Blue, Ferntree Gully White and Heathmont Black victorious.

SEPTEMBER

Junior Presentation Night is held at Ringwood's Karralyka Centre, with over 450 people in attendance. Awards presented include competition best and fairest medals, premiership flags, best junior umpire and four interleague most valuable player awards. Bayswater's Ben White wins a record eighth-straight competition best and fairest. Meanwhile, Wantirna South wins the Gordon Parker Best Conducted Club award.

Season 2017

SEPTEMBER (continued)

The second week of the Netball EFL grand finals sees Boronia claim the Premier Division flag, along with Lilydale, Norwood and Kilsyth across Division 1, 2 and 3 respectfully.

The EFL Umpires' Association hosts its annual gala event, The Last Bounce at the Knox Club with umpire Tim Phillips as MC. Grand final appointments are announced and the best EFL umpires recognised for their achievements in 2017.

Donvale becomes the first club to win a premiership in all four divisions, defeating Forest Hill by 12 points to claim the Division 4 flag. Lively forward Nicholas Murphy is named best on ground.

North Ringwood wins its third-consecutive premiership in the BJS Insurance Veterans competition, defeating Scoresby at the Lilydale Sports Oval with Paul Wheatley named best afield. Shortly after, Bayswater caps off a stellar season, defeating the Waverley Blues to claim the inaugural premiership in the Deakin University Eastern Region Women's Competition. Zoe Alston is named best on ground.

Park Orchards overcomes a gallant Heathmont outfit by 15 points to win the club's first senior flag in the EFL, with Michael Fowkes named best on ground. Proceeding the main event, the Sharks' under-19s and reserves also claim respective premierships, completing the hat-trick for Park Orchards.

The two-standout sides of the season battle it out in the Division 2 grand final, with Knox defeating Doncaster East by 16 points at Tormore Reserve to win its first flag in a decade. Marcus Jordan is the hero in the Falcons' historic victory, booting five goals including two crucial majors in the final term, and is adjudged best on ground.

For the second year running, the EFL's night of nights, the Chandler Medal, is hosted at Doncaster's Manningham Function Centre. Fox Footy's Ben Waterworth and the Herald Sun's Lauren Wood – both former EFL Media Managers – MC the evening with a record number of awards presented including senior men's and women's football, along with netball awards, teams of the year and community awards.



The Chandler Medal is awarded to Doncaster's Chris Annakis, while Mulgrave's Sebastian Henderson wins the Wright Medal in Division 2.

Capping off a season in which he topped the Division 3 goal-kicking and is named captain of the SEN Division 3 Team of the Year, Ringwood's Trent Farmer wins the Edie Medal as the best and fairest player in Division 3. Meanwhile, in Division 4, Kilsyth's Sean Currey wins the James Medal.

As the mercury tips 30 degrees at Bayswater Oval, South Croydon plays Vermont in the Division 1 grand final. The grand final luncheon, hosted by Nine News personality Clint Stanaway, sees a turnout of dignitaries including politicians, club presidents and sponsors. Lexie Van Maanen performs a stirring rendition of the Australian national anthem in front of a parochial crowd gathered to witness South Croydon playing off in its first-ever Division 1 grand final.

With many EFL pundits favouring a comfortable Vermont victory off the back of a dominant season which saw it lose just one match – and defeat South Croydon by 76 points a fortnight earlier – the underdogs race out of the blocks early. The Bulldogs lead by 17 points at

quarter time after winning the toss and kicking with the breeze, before Vermont pegs back two majors through McComb and Crocker in the second term to hold a one-point half-time lead.

The premiership quarter sees the Bulldogs build momentum, with late goals to Birch (who was a late inclusion for Max King), McDonald and Tucker giving their side a 25-point advantage at the final change.

A late Vermont charge sees it draw within 12 points off the back of a Joel Perry goal from the centre square at the 18-minute-mark of the final term, but the cup was heading to Cheong Park when Leader Young Gun winner Frank Anderson kicked the sealer with 23 minutes played. South Croydon captain Dan King was awarded the Cliff Tomkins-Blue Ribbon Medal for best on ground in his side's 12-point win.

The EFL's partnership with the Victoria Police Blue Ribbon Foundation sees over \$20,000 raised during the senior finals series.

OCTOBER

Eight EFL juniors are put through their paces at the AFL National Draft Combine at Etihad Stadium ahead of the November 24 draft.



Game Development



In 2017, the Hawthorn player appearances reached more primary school students than ever before, where we visited 59 schools right throughout the east allowing 2500 students the opportunity to spend time with an AFL footballer and receive valuable health and nutrition messages.

School Programs

We have enjoyed strong partnerships that continue to develop with primary and secondary schools in the region throughout 2017. Schools engaged in a variety of football programs including promotional clinics, player appearances, AFL 9s tournaments and educational health and nutrition seminars.

180 teachers across the eastern suburbs signed on as AFL school ambassadors for 2017. The ambassadors promote the game to students throughout our region in their respective primary and secondary schools.

The second annual AFL Victoria Primary School Challenge was one of the highlights of our Schools Program for 2017. The Primary Schools Challenge is an AFL 9s tournament for year 5 and 6 students. We held five regional gala days before our best male and female teams were selected to represent the east at the state finals in September. 42 primary schools were represented in the gala days with Mont Albert and Park Orchards progressing through to the state finals. The program included an AFL 9s introductory clinic run by the Game Development Officers for each school competing. We look forward to continued growth with this exciting program again next year.

The Target Schools Program commenced this year as we aim to target areas which are underrepresented for participating in football. We partner with local clubs and Auskick centres to drive participation outcomes. Rowville Junior Football Club embraced the program in 2017 and was able to benefit from this template, where Rowville sent along a club volunteer to EFL coordinated school clinics with the hope of bringing in new players. The Rowville under-12 girls side was a direct result of the benefits achieved from the Target Schools Program.

Matt Young & Sean Buncle
Game Development Managers

Auskick

Auskick continues to be the introductory grassroots program that feeds the next generation of girls and boys into our Eastern Football League clubs. In a testament to the health of junior football participation in the region, in 2017 we had the highest number of Auskick participants since the introduction of under-8s football.

Part of the growth in this area of football may be credited to the 'Target Schools Program' where EFL Development Officers attend schools with poor Auskick and junior participation with the objective to grow the game in these underrepresented areas of the eastern suburbs.

Our 2017 Auskick season launched shortly after the hugely successful AFLW season which did no harm in ensuring we once again had a record number of female Auskick registrations, growing to 397 girls this year - a huge increase from the 272 who participated in 2016.

Off the back of its success last year, the Auskick 7s program grew rapidly in 2017 with the event taking place across six Friday night venues throughout the Auskick season. Auskick 7s gave 26 Auskick centres the chance to experience modified matches in their local junior club colours. This concept familiarises Auskick participants with their local junior team and helps ensure an easy transition into junior football.

Coaching

Over 400 new coaches joined the region completing Level 1 accreditations in the four categories of senior, youth, junior and Auskick.

The Eastern Region Coaches Association (ERCA) coaching seminars were very successful. The highlight was the Hawthorn

Coaching Masterclass featuring an array of Hawthorn assistant coaches including Brett Ratten, Patrick Hill and Adam Yze. Once again, the Eastern Ranges Heritage Night offered junior coaches in our competition the opportunity to receive coach education from our elite talent program, the Eastern Ranges.

The Eastern Region Coaches Association Coach of the Year awards were held at Yarra Glen Racecourse in October, with St Kilda champion and media personality Nathan Burke attending as our guest speaker. This event enabled us to recognise outstanding coaches from our league with Chris Goldstraw (Young Gun Award) and Stephen George (Junior Coach of the Year) the notable EFL winners. Senior coach Leigh Adams from South Croydon Football Club was awarded Coach of the Year in just his second season after his side landed its maiden Division 1 EFL premiership.

Player Appearances

The Eastern Football League and Hawthorn Football Club continue to enjoy a strong partnership, with player appearances a fantastic promotion of the game in our region. Schools, clubs and Auskick centres benefit from a variety of different appearances including clinics, training sessions, leadership seminars and health and nutrition talks.

Hawthorn's super clinic was held at the club's Waverley headquarters where Auskick participants had the chance to attend and over 450 children participated in the clinic during the April school holidays.

The Hawthorn Secondary Schools Program continues to grow with 180 students from eight secondary schools touring the Hawthorn Football Club and undertaking sessions on leadership, social responsibility, mental health, and nutrition.

Trainers



For the EFL Trainers Association (EFLTA), 2017 has been a year of consolidation after we lost one of our finest – our hardworking and extremely passionate president, Graeme Cocking, in late 2016.

Graeme left huge shoes to fill and to the current EFLTA committee I would like to thank-you for your commitment and support throughout the 2107 season. Our committee is made up of 11 members with most being active sports trainers at clubs and often holding down other roles as well, truly dedicated to their clubs and sports training. It is also pleasing that we have a healthy gender mix which is in line with the growth of women's and girls' football in the EFL.

We ran sports first aid, Level 1 Sports Trainers and Reaccreditation courses early in the year with over 300 trainers attending. Due to the girls and women's football there was an increase in our numbers.

We had around 160 members which is about approximately 25% of members

from the total pool of trainers, so our focus in 2018 will be to grow our membership base. It was great to see most trainers in uniform and that everyone appeared to be working well on the field.

Congratulations to Wayne Fielding (Rowville) awarded the Senior Club Warehouse Trainer Of the Year and to Mikey Rudolph (East Ringwood) who was awarded the Junior Graeme Cocking/Club Warehouse Trainer Of the Year.

Thank-you to the trainers who assisted with first aid at the Almost Little Legends clinic and the Division 1 grand final. Thank-you to the trainers who represented the EFL during the interleague game in May - Tanya Cruickshank (EFLTA), Neill Carboon (Croydon) Ben Carubia (Balwyn), Erica McMenamin (Lilydale), Frank Compasso (Ferntree Gully), Hannah Carboon (Croydon) and Peter Axton (Wantirna South).

Thank-you to Sports Medicine Australia, Club Warehouse, Elastoplast and Lifecare for their support.

A big thank-you to Phil Murton and his team at the EFL for your continued support this year. Phil has always made time for our association and we really appreciate your efforts.

The EFLTA committee deserves the acknowledgement for their hard work this year. The challenge going forward is to continue to grow in areas such as BlueQ compliance, paperless communication and use of social media to promote our association.

I would like to finish with a point that makes me proud of the EFLTA: SMA presenters who facilitate Level 1 Sports Trainers' courses across the state say other football leagues aspire to our level of professionalism in sports training. This is truly a legacy of Graeme's and the EFLTA should strive to continue to have the best sports trainers in Victoria.

I wish you all a safe and happy Christmas and new year and look forward to seeing you in 2018.

Neill Carboon
President

Women of the EFL

2017 saw yet another influx of women becoming involved in Australian rules football, with the advent of AFLW. The introduction of this competition saw the numbers of girls and women's football teams 'explode' at local level, and it was fantastic to see it embraced by many of the clubs in the EFL. The Women of the EFL dinners welcomed many new faces this year as a result.

At our first dinner we were fortunate to have a terrific list of speakers and guest MC. We met the fabulous Jenny Sinclair, a forerunner in football administration in the Northern Territory. She was the first female to manage a league and was a member of the Northern Territory Football League and a board member Northern Territory Football Development Foundation. She enlightened us on the challenges faced, and the joy of the successes, which came from managing the indigenous teams and competitions up in the Territory. We loved Jenny's long list of 'favourite' NT AFL players that have made the journey south – all of which she had a story to tell.

Rozalee Erceg was our MC for the night and currently the Head of Development,

Brand and Communications at Breast Cancer Network Australia. We loved the fact that Rozalee came from New Zealand and embraced our local game of Australian rules, and go onto to become involved with AFL club Essendon. She also expanded on her current role with BCNA and the efforts to raise funds and awareness to the broader community.

Board member Kerry Freer introduced us to Shane O'Sullivan, probably more known as a football administrator for Footscray, Brisbane and Carlton, not his association with netball. Shane is on the board of Netball Victoria and gave the group some great insight into the netball mystic, enlightening us on many issues currently facing netball teams, including club memberships, club venues, and players; issues that those in football take for granted.

We were also introduced to Meagan Densley from Sports Community – a group that assists 'grassroots' sports clubs, by providing information and training to help clubs achieve their objectives. She gave the group a summary of the vast resources readily available to us all, and how easy it is

to access from the comfort of our own homes!

To cap off a big year, we were introduced to two members of the Outer Sanctum podcast, Felicity Race and Dr Kate Saeer, both passionate about football. They along with another four girlfriends, enlighten listeners to 'everything' football, both on and off the field. Felicity and Kate shared some great stories on the characters they have met and the situations they have found themselves in – all for the love of Australian rules. We would also like to thank Dyson Baker who took time off from his new role to be our MC for the night.

So another eventful season draws to a close and our thanks to Croydon and Warrandyte, their committees and caterers for two great function venues this year; the team at William Angliss, our committee, Gail Hewitt, Prue Green, Robyn Lawson, Chris Dowling, Lauren Wood, and Kerry Buckley, and Ellie Ingwersen for her help from behind the EFL desk and all our guest speakers. And finally to Phil Murton and the EFL for their ongoing support of the WEFL.

Jo Hart-Parker

Life Members

Clive Sleeman*	Frank Bibby	William Baldwin*	Ron Smith	Len Mackay*	Steve Semken*
Reg Mathews*	James Austin	Jim Elmer*	Ken Walters	Vern Clausen	Craig Braddy
Cliff Tomkins*	Albert McLellan*	A Robert Tregear	Heather Kleesh	Geoff Dempster	Bruce Peak
Walter Cornhill*	Gerald Black	Barry Raymer*	Peter Coloretti	John Milburn	Robert Murray
Paul Edie*	Kenneth Wright*	Wayne Reddaway	Brian Hawkins	Margaret Trollop	Stephen Jones
Sir Gilbert Chandler*	Les Leete*	Ian Kerr	Sandra Smith	Michael Whiting	James (Jim) Walker
Kevin Pratt*	Gordon Parker*	Gary Brunnen	Peter Luttick	Rob Peak	<i>* Denotes deceased</i>

300 Game Player Life Members

Steve Mills	Bill Bowie*	Max Vincent*	Neil Wells	Mark Djordevic	Adam Molinaro
Graeme Allan	Neale Trollope*	Andy Hayman	John O'Brien	Rod Marget	Huseyin Yusef
Alan Bateson	Graeme Milburn	Alex Argentino	Paul Fyander	Gerald Toohey	Sebastian Colakidis
Phil Mason	Roy Baldwin*	Trevor McPhee*	Michael Redpath	Dale Vitiritti	John Krikas
Geoff D'Arcy*	Allan Shaw	Ken Melville	Tony Walsh	Matt Richards	Danny Russo
John Hayhurst	Terry Morris	Bill Mutsaers	Greg Krenn	Andrew Smith	Chance McPhee
Colin Tainton	John Harrop	Keith Stocker	Anthony Hehir	Andy Lee	Matt Wright
Robert Hayhurst	Anthony Gleeson	Craig Marson	Paul Sparkes	Brett Hartman	Stephen McDonald
Des Brown	Ian Spencer	Patrick Schneider	Terry McCormick	Todd Power	Sam Bates
Bill Duff	Peter Baker	Mark Gow	Colin Krenn	Matt Smith	Bryce Notman
Steven Davis	Len Taylor	Greg Smith	Darren Mason	Dion Festini	Glenn Hewitt
Gordon Cowley	Doug Brumby	Don Hall*	David Bending	Jeff Hall	Andrew Farrell
Peter Steele	Greg Smith	Alan Espie	Scott Fritsch	Marc Hardy	Jamie Cruickshank
Robin Rogers	Roger O'Brien	Alan Whelan	Steve O'Gorman	Aaron Nummy	Christian Holdsworth
Peter Bowie	Bill Leach	Les Millar*	Nick Tennant	Jason Wade	
John Wood	Kevin Heinze*	David Dietrich	Erwin Anadoli	Stuart Wynd	
Colin Schelfhout	Brian Coopersmith	Lorenzo Marotti	Cameron Browne	Scott Morrison	
Stuart Cook	Brendan Curtis	Ray Lacey	Dean Buckley	Mark Cullen	



EFL Legends**

Ian Clark	1970 (3)	1972 (2)	1974 (3)		
Gary Galvin	1980 (1)	1981 (2)	1982 (1)		
Russell Stratton	1988 (4)	1990 (3)	1993 (4)	1996 (3)	
Gavin McNay	1989 (4)	1991 (3)	1994 (3)		
Matt Price	2001 (4)	2003 (3)	2005 (3)	2008 (3)	2009 (3) 2010 (3)
Nick Cox	2000 (1)	2004 (3)	2006 (2)		
Ian Atkinson	1998 (3)	2006 (4)	2007 (4)		
Bernie Dinneen	2005 (1)	2006 (1)	2010 (2)		
Dean Grice	2007 (3)	2008 (3)	2011 (3)	2013 (3)	
Kane Maghamez	2009 (3)	2010 (3)	2014 (4)		
Ryan Mullett	2010 (1)	2012 (1)	2014 (1)		

** Any player in the EFL senior ranks (not reserves) who has achieved three league best and fairest wins in his career, is award EFL Legend status (division in brackets)

Awards



Best and Fairest		
Division 1 Seniors	Chandler Medal	Votes
Chris Annakis	Doncaster	24
Division 1 Reserves		Votes
Danny Baglava	Balwyn	17
Division 1 EastLink Under-19s		Votes
Hamish McGowan	Vermont	21
Patrick Wallis	Vermont	21
Division 2 Seniors	Wright Medal	Votes
Sebastian Henderson	Mulgrave	20
Division 2 Reserves		Votes
Robert Papp	Wantirna South	16
Division 2 EastLink Under-19s		Votes
Jackson Lowe	Lilydale	20
Division 3 Seniors	Edie Medal	Votes
Trent Farmer	Ringwood	23
Division 3 Reserves		Votes
Angus Letzing	Scoresby	27
Division 3 & 4 EastLink Under-19s		Votes
Ben Irvine	Heathmont	20
Division 4 Seniors	James Medal	Votes
Sean Currey	Kilsyth	21
Division 4 Reserves		Votes
James O'Sullivan	Forest Hill	17
BJS Insurance Veterans		Votes
Sam Bates	Wantirna South	11
Shaun Lorenzini	Eltham	11
Deakin University Eastern Region Women's		Votes
Melanie Hogg	Mount Evelyn	25
Netball EFL Premier Division		Votes
Stephanie McNay	Fairpark	18
Netball EFL Division 1		Votes
Michelle Duke	Chirnside Park	14
Netball EFL Division 2		Votes
Brenda Lay	Knox	23
Netball EFL Division 3		Votes
Ashlen Bennett	Rowville	18
Netball EFL Division 4		Votes
Britney Purcell	Park Orchards	27
Netball EFL Division 5		Votes
Jay Graham	Forest Hill	16
Tegan Pohl	Ringwood	16
Netball EFL Division 6		Votes
Olivia Patterson-Dodge	Ferntree Gully	19
Netball EFL Division 7		Votes
Ilaria Akkers	Park Orchards	18
Under 17 Division Premier Division		Votes
Isaac Biasuzzo	Vermont	14
Under 17 Division A		Votes
Matteo D'Alfonso	The Knights Rowville	17
Under 17 Division B		Votes
Ben White	Bayswater	25
Under 17 Division C		Votes
Alex Bennett	South Belgrave	15
Mitchell Woodcock	Knox Black	15
Under 17 Division D		Votes
Luke Stelling	Forest Hill	22

Best and Fairest		
Under 15 Division A		Votes
James Duffy	Rowville Hawks	15
Under 15 Division B		Votes
Liam Acosta-Harvey	The Knights Rowville	16
Under 15 Division C		Votes
Byron McDonald	Upper Ferntree Gully	19
Under 15 Division D		Votes
Daniel Strapp	Knox	16
Julian Hopkins	Mitcham	16
Under 14 Division A		Votes
Adam Pica	East Ringwood Blue	22
Under 14 Division B		Votes
Jed Hansen	Heathmont	31
Under 14 Division C		Votes
Thomas Naughtin	South Croydon	32
Under 14 Division D		Votes
Tayleb Willis	Kilsyth	21
Under 13 Division A		Votes
Harrison Brzozek	Mooroolbark	30
Under 13 Division B		Votes
Marcus Rosaroll	Croydon	21
Under 13 Division C		Votes
Brody-Stone Edwards	Upper Ferntree Gully	33
Under 13 Division D		Votes
Christian Hajg	Forest Hill	29
Under 12 Division A		Votes
Mathew McWilliams	Blackburn Black	22
Under 12 Division B		Votes
Rowan Tucker	Lilydale	29
Under 12 Division C		Votes
Jett Benninga	Montrose Blue	29
Under 12 Division D		Votes
Kody Taylor	Ferntree Gully Eagles White	22
Under 11 Division A		Votes
Hamish Gill	Mitcham	22
Lachlan Gilchrist	Mitcham	22
Under 11 Division B		Votes
Charlie Richardson	Glen Waverley Rovers	33
Under 11 Division C		Votes
Mitchell Gamel	Rowville Hawks	17
Under 11 Division D		Votes
Igor Stepanov	Heathmont Gold	24
Eastern Region Girls Under 18 Division 1		Votes
Gemma Lagioia	Blackburn/Norwood	21
Eastern Region Girls Under 18 Division 2		Votes
Hayley O'Neill	Vermont	17
Eastern Region Girls Under 16 Premier		Votes
Jessica Dunning	Ferntree Gully	25
Eastern Region Girls Under 16 Division 1		Votes
Hayley Cardamone	Montrose	19
Eastern Region Girls Under 16 Division 2		Votes
Olivia Meagher	Upper Ferntree Gully	23
Eastern Region Girls Under 14 Division 1		Votes
Piper Crymble	Montrose	23
Eastern Region Girls Under 14 Division 2		Votes
Rhiannon Ockwell	The Basin	27
Eastern Region Girls Under 12 North		Votes
Ava Campbell	Mooroolbark	31
Eastern Region Girls Under 12 South		Votes
Alyssia Pisano	Rowville Knights	36
Eastern Region Girls Under 12 Yarra Ranges		Votes
Samantha Beecroft	Monbulk	18



Grand Final Best on Ground Medals

Division 1 Seniors	Cliff Tomkins Medal
Dan King	South Croydon
Division 1 Reserves	
Jacob Castricum	Vermont
Division 1 EastLink Under-19s	
Bailey Stevens	Vermont
Division 2 Seniors	Gordon Parker Medal
Marcus Jordan	Knox
Division 2 Reserves	
Andrew Hughes	Croydon
Division 2 EastLink Under-19s	
Adrian Ficorilli	Croydon
Division 3 Seniors	Les Leete Medal
Michael Fowkes	Park Orchards
Division 3 Reserves	
Troy Walkley	Park Orchards
Division 3 EastLink Under-19s	
Sam Heron	Park Orchards
Division 4 Seniors	Frank Bibby Medal
Nicholas Murphy	Donvale
Division 4 Reserves	
Dan Gregg-Mantle	Forest Hill
Division 4 EastLink Under-19s	
Miheale Zalac	Donvale

BJS Insurance Veterans

Paul Wheatley	North Ringwood
---------------	----------------

Grand Final Best on Court Medals – Netball EFL

Premier Division	
Nicole Phillips	Boronia
Division 1	
Selina Fotia	Lilydale
Division 2	
Riley Prescott	Norwood Black
Division 3	
Alana Lennie	Kilsyth Cougars
Division 4	
Elise Norman	Park Orchards
Division 5	
Jessica Callanan	Glen Waverley Hawks Blue
Division 6	
Chelsea Carnell	Ferntree Gully White
Division 7	
Brodie Capron	Heathmont
Deakin University Eastern Region Women's	
Zoe Alston	Bayswater

All Trophies Leading Goal Kickers

Division	Player	Club	Goals
Division 1	Leigh Williams	Norwood	70
Division 2	Kire Talevski	Mooroolbark	64
Division 3	Trent Farmer	Ringwood	70
Division 4	Nicholas Murphy	Donvale	79

All Trophies Leading Goal Scorers - Netball EFL

Division	Player	Club	Goals
Premier Division			
Division 1	Melissa Martinov	Boronia Hawks	432
Division 2	Megan Williams	Fairpark Red	354
Division 3	Mandy Simpson	The Basin Red	301
Division 4	Tarsha Collette	Coldstream Blue	275
Division 5	Erin Anderson	Waverley Hawks Blue	266
Division 6	Samantha Crowe	Heathmont Yellow	197
Division 7	Miranda Firago	Nunawading	197
Division 7	Michaela Bailey	Mulgrave Blue	241

Trojan Young Guns

Division 1 and 2	Frank Anderson	South Croydon
Division 3 and 4	Andrew Padbury	Whitehorse Pioneers

BJS Insurance Champion Club Award

Division 1	Vermont
Division 2	Knox
Division 3	Park Orchards
Division 4	Donvale
Overall	Vermont

Umpires Award

Best Senior Field Umpire	Nathan McDonald
Best Senior Boundary Umpire	William Caldwell
Best Senior Goal Umpire	Callum Thornton
Best Junior Field Umpire	Michael Gao

Gordon Parker Best Conducted Junior Club Award

Wantirna South Junior Football Club		
Club Warehouse Trainer of the Year		
Junior Winner	Mikey Rudolph	East Ringwood
Senior Winner	Wayne Fielding	Rowville

SEN Teams of the Year



Division 1

Coach: Leigh Adams (South Croydon) **Captain:** Daniel King (South Croydon)

B	Joel Perry (Vermont)	Kris Pendlebury (Balwyn)	Matthew Schimmelbusch (Doncaster)
HB	James Belo (East Ringwood)	Rory Lehmann (Vermont)	Jackson Sketcher (Noble Park)
C	Daniel King (South Croydon)	Lachlan Johns (Vermont)	Matt Jones (South Croydon)
HF	Jeff Gobbels (Balwyn)	Leigh Williams (Norwood)	Jake Hammond (Blackburn)
F	Charlie Haley (North Ringwood)	Jake Tucker (South Croydon)	Jake Best (Vermont)
Foll	Max King (South Croydon)	Kyle Martin (Noble Park)	Chris Annakis (Doncaster)
Int	Matthew Tuminello (Blackburn)	Rennie Gilchrist (Balwyn)	Ben Daniher (Blackburn) Thomas Schneider (Vermont)

Division 2

Coach: David Madigan (Knox) **Captain:** Nicholas Batsanis (Doncaster East)

B	Jack Martin (Doncaster East)	Sean Young (Wantirna South)	Sebastian Henderson (Mulgrave)
HB	Michael Smith (Upper Ferntree Gully)	Trent Georgiou (Mooroolbark)	Matthew Wilkins (Croydon)
C	Will Edwards (Waverley Blues)	Ryan Harvey (Lilydale)	Ryan Wilson (Knox)
HF	Brock McLean (Doncaster East)	Tom Gordon (Doncaster East)	Taylor Leggate (Wantirna South)
F	Rowan Hore (Upper Ferntree Gully)	Kire Talevski (Mooroolbark)	Harrison Greaves (Knox)
Foll	Jack Beech (Knox)	Nicholas Batsanis (Doncaster East)	Dean Siakoulis (Mulgrave)
Int	Beau Mitchener (Lilydale)	Luke Williams (Knox)	Ben Slattery (Mooroolbark) Michael Steven (Doncaster East)

Division 3

Coach: Jarrod Bayliss (Park Orchards) **Captain:** Trent Farmer (Ringwood)

B	Adam Bronsgeest (Scoresby)	Jesse Owen (Scoresby)	Matthew Haythorne (Park Orchards)
HB	Jess Bolton (Boronia)	Dylan Sverns (Heathmont)	Aaron Purvis (South Belgrave)
C	Toby Ryan (East Burwood)	Thomas Rourke (Heathmont)	Michael Prosenak (Park Orchards)
HF	Alex Bakens (South Belgrave)	Nick Handley (Park Orchards)	Cadeyn Williams (Templestowe)
F	Michael King (Chirnside Park)	Trent Farmer (Ringwood)	Kevin Clark (Heathmont)
Foll	Ben Power (Ringwood)	Brent English (Heathmont)	Matthew Mariani (Templestowe)
Int	Leigh Murphy (Templestowe)	Bill Morrison (Ferntree Gully)	Thomas Feher (Park Orchards) Marc Williams (Scoresby)

Division 4

Coach: Matt Fife (Donvale) **Captain:** Maverick Gleed (Whitehorse)

B	Bede Briscomb (Surrey Park)	Todd Burger (Forest Hill)	Cameron McArthur (Kilysth)
HB	Chris Ryan (Whitehorse)	James Powelli (Forest Hill)	James Rausa (Donvale)
C	Maverick Gleed (Whitehorse)	Sam Coghla (Donvale)	Darcy Carrigan (Coldstream)
HF	Adam Amin (Glen Waverley Hawks)	Leigh Odermatt (Coldstream)	Nick Pincott (Forest Hill)
F	Graeme Johns (Surrey Park)	Nicholas Murphy (Donvale)	Jack Purcell (Donvale)
Foll	Zac Haig (Donvale)	Lucas Gibbons (Forest Hill)	Matt Leardi (Donvale)
Int	Sean Currey (Kilysth)	Michael Paolini (Surrey Park)	Andrew Knight (Silvan) Andrew Padbury (Whitehorse)

Netball EFL Premier Division Team of the Year

Captain: Krista Tomlinson (Fairpark Yellow)

GA	Melissa Martinov (Boronia)	GS	Alicia Hughes (Fairpark Yellow)	WA	Rebecca Subbiah (Wantirna South Devils)
C	Krista Tomlinson (Fairpark Yellow)				
WD	Stephanie McNay (Fairpark Yellow)	GK	Petra Keogh (Boronia Hawks)	GD	Nicole Phillips (Boronia Hawks)
Int	Abigail Gedge (Blackburn Red) Rebecca McMahon (Boronia) Mary Livesey (Wantirna South Devils)				



Senior Ladders



Division 1 Seniors

	P	W	L	D	B	FF	For	Ag	%	Pts
Vermont	18	17	1	0	0	0	1748	1050	166.48	68
Balwyn	18	12	6	0	0	0	1499	1194	125.54	48
South Croydton	18	12	6	0	0	0	1589	1348	117.88	48
Doncaster	18	12	6	0	0	0	1351	1150	117.48	48
Blackburn	18	12	6	0	0	0	1470	1332	110.36	48
Norwood	18	10	8	0	0	0	1586	1296	122.38	40
Noble Park	18	10	8	0	0	0	1539	1404	109.62	40
North Ringwood	18	7	11	0	0	0	1340	1416	94.63	28
East Ringwood	18	6	12	0	0	0	1022	1512	67.59	24
Rowville	18	5	13	0	0	0	1305	1643	79.43	20
Montrose	18	3	15	0	0	0	1159	1628	71.19	12
Bayswater	18	2	16	0	0	0	1124	1759	63.90	8

Division 1 Reserves

	P	W	L	D	B	FF	For	Ag	%	Pts
Blackburn	18	18	0	0	0	0	1695	530	319.81	72
Vermont	18	17	1	0	0	0	1682	565	297.70	68
Rowville	18	12	6	0	0	0	1429	679	210.46	48
South Croydton	18	12	6	0	0	0	1042	891	116.95	48
Norwood	18	11	7	0	0	0	1235	882	140.02	44
Noble Park	18	10	8	0	0	0	996	941	105.84	40
East Ringwood	18	5	12	1	0	0	690	1217	56.70	22
North Ringwood	18	5	13	0	0	0	845	1348	62.69	20
Balwyn	18	5	13	0	0	0	832	1447	57.50	20
Montrose	18	5	13	0	0	0	762	1363	55.91	20
Bayswater	18	4	14	0	0	0	809	1355	59.70	16
Doncaster	18	3	14	1	0	0	721	1520	47.43	14

Division 1 EastLink Under-19s

	P	W	L	D	B	For	Ag	%	Pts	% Won
Vermont	16	16	0	0	2	1827	479	381.42	64	100
Noble Park	16	13	3	0	2	1309	583	224.53	52	81.25
Blackburn	16	12	4	0	2	1404	513	273.68	48	75
Norwood	16	12	4	0	2	1091	726	150.28	48	75
Rowville	16	10	6	0	2	1220	689	177.07	40	62.5
North Ringwood	16	6	10	0	2	721	1045	69.00	24	37.5
Montrose	16	6	10	0	2	842	1309	64.32	24	37.5
Doncaster	16	5	11	0	2	572	1164	49.14	20	31.25
South Croydton	16	4	12	0	2	657	1365	48.13	16	25
East Ringwood	16	2	14	0	2	444	1226	36.22	8	12.5
Balwyn	16	2	14	0	2	527	1515	34.79	8	12.5

Division 2 Seniors

	P	W	L	D	B	For	Ag	%	Pts	% Won
Knox	18	17	1	0	0	1685	1042	161.71	68	94.44
Doncaster East	18	15	3	0	0	1698	1237	137.27	60	83.33
Lilydale	18	10	8	0	0	1466	1174	124.87	40	55.56
Mooroolbark	18	10	8	0	0	1415	1271	111.33	40	55.56
Upper Ferntree Gully	18	9	9	0	0	1125	1032	109.01	36	50
Wantirna South	18	9	9	0	0	1262	1185	106.50	36	50
Croydon	18	6	12	0	0	1196	1350	88.59	24	33.33
Mulgrave	18	6	12	0	0	1198	1627	73.63	24	33.33
Mitcham	18	6	12	0	0	1174	1646	71.32	24	33.33
Waverley Blues	18	2	16	0	0	1105	1760	62.78	8	11.11

Division 2 Reserves

	P	W	L	D	B	For	Ag	%	Pts	% Won
Knox	18	16	2	0	0	1799	603	298.34	64	88.89
Croydon	18	16	2	0	0	1306	782	167.01	64	88.89
Lilydale	18	12	6	0	0	1248	921	135.50	48	66.67
Wantirna South	18	12	6	0	0	1026	939	109.27	48	66.67
Mooroolbark	18	11	7	0	0	1257	801	156.93	44	61.11
Mitcham	18	9	9	0	0	985	1046	94.17	36	50
Doncaster East	18	5	13	0	0	894	1259	71.01	20	27.78
Waverley Blues	18	4	14	0	0	710	1400	50.71	16	22.22
Upper Ferntree Gully	18	3	15	0	0	771	1214	63.51	12	16.67
Mulgrave	18	2	16	0	0	703	1734	40.54	8	11.11

Division 2 EastLink Under-19s

	P	W	L	D	B	For	Ag	%	Pts	% Won
Croydon	16	14	2	0	2	1367	677	201.92	56	87.5
Lilydale	16	11	5	0	2	1400	706	198.30	44	68.75
Waverley Blues	16	11	5	0	2	1145	809	141.53	44	68.75
Ferntree Gully	16	10	5	1	2	1223	832	147.00	42	65.62
Knox	16	10	5	1	2	1098	857	128.12	42	65.62
Mulgrave	16	9	7	0	2	1298	896	144.87	36	56.25
Upper Ferntree Gully	16	3	13	0	2	506	1166	43.40	12	18.75
Wantirna South	16	2	14	0	2	737	1438	51.25	8	12.5
Doncaster East	16	1	15	0	2	475	1868	25.43	4	6.25

Division 3 Seniors

	P	W	L	D	B	FF	For	Ag	%	Pts
Ringwood	18	14	4	0	0	0	1624	978	166.05	56
Park Orchards	18	13	5	0	0	0	1830	1159	157.89	52
Templestowe	18	13	5	0	0	0	1522	975	156.10	52
Scoresby	18	13	5	0	0	0	1362	1153	118.13	52
Heathmont	18	12	6	0	0	0	1513	1094	138.30	48
Boronia	18	11	6	1	0	0	1415	1221	115.89	46
Ferntree Gully	18	11	7	0	0	0	1331	1180	112.80	44
Chirnside Park	18	8	10	0	0	0	1255	1466	85.61	32
The Basin	18	5	13	0	0	0	1068	1444	73.96	20
South Belgrave	18	4	14	0	0	0	1253	1864	67.22	16
Warrandyte	18	3	15	0	0	0	872	1574	55.40	12
East Burwood	18	0	17	1	0	0	984	1921	51.22	2

Division 3 Reserves

	P	W	L	D	B	FF	For	Ag	%	Pts
Ringwood	18	16	2	0	0	0	1484	633	234.44	64
Boronia	18	14	4	0	0	0	1267	824	153.76	56
Templestowe	18	13	5	0	0	0	1362	609	223.65	52
Ferntree Gully	18	12	6	0	0	0	1319	861	153.19	48
Warrandyte	18	8	10	0	0	0	908	888	102.25	32
The Basin	18	8	10	0	0	0	1009	1136	88.82	32
Heathmont	18	8	10	0	0	0	920	1347	68.30	32
Scoresby	18	6	12	0	0	0	1099	1063	103.39	24
Chirnside Park	18	5	13	0	0	0	701	1193	58.76	20
South Belgrave	18	2	16	0	0	0	702	1473	47.66	8
East Burwood	18	0	18	0	0	0	432	2060	20.97	0

Division 3 & 4 EastLink Under-19s

	P	W	L	D	B	For	Ag	%	Pts	% Won
Park Orchards	18	18	0	0	0	1827	372	491.13	72	100
Heathmont	18	17	1	0	0	2207	430	513.26	68	94.44
Surrey Park	16	12	4	0	2	1372	538	255.02	48	75
Boronia	17	12	4	1	1	1479	575	257.22	50	73.53
The Basin	17	11	5	1	1	1105	811	136.25	46	67.65
Scoresby	17	10	7	0	1	1140	742	153.64	40	58.82
Donvale	17	10	7	0	1	1190	991	120.08	40	58.82
Glen Waverley Eagles	16	9	7	0	2	1219	808	150.87	36	56.25
South Belgrave	18	7	11	0	0	1307	1177	111.05	28	38.89
Templestowe	17	6	11	0	1	755	1173	64.36	24	35.29
Whitehorse Pioneers	15	5	10	0	3	739	1179	62.68	20	33.33
East Burwood	17	4	13	0	1	588	1291	45.55	16	23.53
Chirnside Park	16	3	13	0	2	594	1255	47.33	12	18.75
Ferntree Gully	17	1	16	0	1	259	2544	10.18	4	5.88
Kilsyth	16	0	16	0	2	269	2164	12.43	0	0

Division 4 Seniors

	P	W	L	D	B	FF	For	Ag	%	Pts
Donvale	18	15	3	0	0	0	2093	931	224.81	60
Forest Hill	18	13	5	0	0	0	1732	1125	153.96	52
Whitehorse Pioneers	18	12	6	0	0	0	1571	1306	120.29	48
Coldstream	18	11	7	0	0	0	1857	1149	161.62	44
Kilsyth	18	10	7	1	0	0	1617	1433	112.84	42
Glen Waverley Hawks	18	9	8	1	0	0	1419	1182	120.05	38
Surrey Park	18	8	9	1	0	0	1589	1223	129.93	34
Fair Park	18	5	12	1	0	0	1262	1508	83.69	22
Silvan	18	5	13	0	0	0	1272	1799	70.71	20
Nunawading	18	0	18	0	0	0	439	3195	13.74	0

Division 4 Reserves

	P	W	L	D	B	FF	For	Ag	%	Pts
Forest Hill	18	16	2	0	0	0	1846	494	373.68	64
Donvale	18	16	2	0	0	0	1691	619	273.18	64
Coldstream	18	13	5	0	0	0	1276	843	151.36	52
Surrey Park	18	12	6	0	0	0	1452	652	222.70	48
Kilsyth	18	10	8	0	0	0	1268	794	159.70	40
Whitehorse Pioneers	18	9	9	0	0	0	1168	1000	116.80	36
Silvan	18	6	12	0	0	0	9			



Senior Final Results

Division 1 Seniors

Qualifying Final			
South Croydon	12.15 (87)	def	Balwyn 10.10 (70)
Elimination Final			
Blackburn	17.5 (107)	def	Doncaster 10.9 (69)
First Semi Final			
Blackburn	12.10 (82)	def	Balwyn 5.7 (37)
Second Semi Final			
Vermont	18.10 (118)	def	South Croydon 6.6 (42)
Preliminary Final			
South Croydon	6.13 (49)	def	Blackburn 5.3 (33)
Grand Final			
South Croydon	10.12 (72)	def	Vermont 7.12 (54)

Division 1 Reserves

Qualifying Final			
Rowville	9.8 (62)	def	Vermont 7.7 (49)
Elimination Final			
Norwood	6.11 (47)	def	South Croydon 5.11 (41)
First Semi Final			
Vermont	7.7 (49)	def	Norwood 4.2 (26)
Second Semi Final			
Rowville	9.7 (61)	def	Blackburn 6.7 (43)
Preliminary Final			
Vermont	6.10 (46)	def	Blackburn 6.4 (40)
Grand Final			
Vermont	16.12 (108)	def	Rowville 1.7 (13)

Division 1 EastLink Under-19s

Qualifying Final			
Blackburn	11.10 (76)	def	Noble Park 5.9 (39)
Elimination Final			
Rowville	7.9 (51)	def	Norwood 5.9 (39)
First Semi Final			
Rowville	7.4 (46)	def	Noble Park 6.4 (40)
Second Semi Final			
Vermont	7.8 (50)	def	Blackburn 5.7 (37)
Preliminary Final			
Blackburn	9.6 (60)	def	Rowville 6.6 (42)
Grand Final			
Vermont	12.7 (79)	def	Blackburn 7.12 (54)

Division 2 Seniors

First Semi Final			
Mooroolbark	11.11 (77)	def	Lilydale 11.9 (75)
Second Semi Final			
Knox	13.13 (91)	def	Doncaster East 8.10 (58)
Preliminary Final			
Doncaster East	15.12 (102)	def	Mooroolbark 8.7 (55)
Grand Final			
Knox	10.10 (70)	def	Doncaster East 7.12 (54)

Division 2 Reserves

First Semi Final			
Lilydale	6.9 (45)	def	Wantirna South 3.4 (22)
Second Semi Final			
Croydon	9.7 (61)	def	Knox 4.7 (31)
Preliminary Final			
Lilydale	7.10 (52)	def	Knox 3.10 (28)
Grand Final			
Croydon	8.6 (54)	def	Lilydale 3.2 (20)

Division 2 EastLink Under-19s

First Semi Final			
Ferntree Gully	5.16 (46)	def	Waverley Blues 6.4 (40)
Second Semi Final			
Croydon	9.9 (63)	def	Lilydale 4.6 (30)
Preliminary Final			
Ferntree Gully	5.12 (42)	def	Lilydale 3.2 (20)
Grand Final			
Croydon	8.7 (55)	def	Ferntree Gully 6.5 (41)

Division 3 Seniors

Qualifying Final			
Park Orchards	11.10 (76)	def	Templestowe 4.11 (35)
Elimination Final			
Heathmont	8.17 (65)	def	Scoresby 4.12 (36)
First Semi Final			
Heathmont	6.11 (47)	def	Templestowe 6.7 (43)
Second Semi Final			
Park Orchards	13.9 (87)	def	Ringwood 12.14 (86)
Preliminary Final			
Heathmont	15.10 (100)	def	Ringwood 12.17 (89)
Grand Final			
Park Orchards	12.6 (78)	def	Heathmont 9.9 (63)

Division 3 Reserves

Qualifying Final			
Ringwood	7.11 (53)	def	Boronia 2.10 (22)
Elimination Final			
Templestowe	8.10 (58)	def	Ferntree Gully 3.9 (27)
First Semi Final			
Templestowe	5.13 (43)	def	Boronia 4.5 (29)
Second Semi Final			
Park Orchards	6.8 (44)	def	Ringwood 5.9 (39)
Preliminary Final			
Templestowe	13.7 (85)	def	Ringwood 5.10 (40)
Grand Final			
Park Orchards	7.3 (45)	def	Templestowe 2.7 (19)

Division 3 & 4 EastLink Under-19s

Qualifying Final			
Heathmont	10.12 (72)	def	Boronia 4.9 (33)
Elimination Final			
Scoresby	5.6 (36)	def	The Basin 5.4 (34)
First Semi Final			
Boronia	7.13 (55)	def	Scoresby 6.3 (39)
Second Semi Final			
Heathmont	6.8 (44)	def	Park Orchards 4.10 (34)
Preliminary Final			
Park Orchards	7.14 (56)	def	Boronia 3.9 (27)
Grand Final			
Park Orchards	8.4 (52)	def	Heathmont 6.5 (41)

Division 4 Seniors

First Semi Final			
Whitehorse Pioneers	13.10 (88)	def	Coldstream 11.10 (76)
Second Semi Final			
Donvale	18.15 (123)	def	Forest Hill 13.13 (91)
Preliminary Final			
Forest Hill	16.19 (115)	def	Whitehorse Pioneers 8.8 (56)
Grand Final			
Donvale	10.8 (68)	def	Forest Hill 8.8 (56)

Division 4 Reserves

First Semi Final			
Coldstream	7.8 (50)	def	Surrey Park 5.5 (35)
Second Semi Final			
Forest Hill	8.10 (58)	def	Donvale 4.7 (31)
Preliminary Final			
Donvale	9.5 (59)	def	Coldstream 5.8 (38)
Grand Final			
Forest Hill	11.15 (81)	def	Donvale 2.3 (15)

Division 4 EastLink Under-19s

First Semi Final			
Glen Waverley Eagles	8.17 (65)	def	Whitehorse Pioneers 3.7 (25)
Second Semi Final			
Donvale	7.13 (55)	def	Surrey Park 6.7 (43)
Preliminary Final			
Surrey Park	10.9 (69)	def	Glen Waverley Eagles 7.8 (50)
Grand Final			
Donvale	10.5 (65)	def	Surrey Park 7.11 (53)

BJS Insurance Veterans

First Semi Final			
North Ringwood	10.12 (72)	def	South Croydon 3.6 (24)
Second Semi Final			
Scoresby	7.5 (47)	def	Eltham 7.4 (46)
Grand Final			
North Ringwood	10.12 (72)	def	Scoresby 7.2 (44)

Senior Women's Ladder

Deakin Uni Senior Women's Football											
	P	W	L	D	B	FF	For	Ag	%	Pts	%Won
Mount Evelyn	13	12	1	0	2	0	889	221	402.36	48	92.31
Bayswater	14	11	3	0	1	0	821	342	240.06	44	78.57
Waverley Blues	13	10	3	0	2	0	451	329	137.08	40	76.92
Knox	14	10	4	0	1	0	865	338	255.92	40	71.43
Chirnside Park	13	6	7	0	2	0	533	470	113.40	24	46.15
Upper Ferntree Gully	13	3	10	0	2	0	235	757	31.04	12	23.08
Yarra Junction	13	3	10	0	2	0	201	669	30.04	12	23.08
Heathmont	14	3	11	0	1	0	257	794	32.37	12	21.43
Norwood	13	2	11	0	2	0	373	710	52.54	8	15.38



Bendigo Bank Netball EFL Premier

	P	W	L	D	B	FA	FF	For	Ag	%	Pts	%Won
Fairpark Yellow	14	12	2	0	0	0	0	744	52	141.18	48	85.71
Wantirna South Devils	13	10	2	1	1	0	0	722	582	124.05	42	80.77
Boronia Hawks	13	9	3	1	1	0	0	697	530	131.51	38	73.0
Blackburn Red	14	5	8	1	0	0	1	576	721	79.89	22	39.29
Knox Falcons	14	2	11	1	0	0	0	588	731	80.44	10	17.86
Montrose Demons	14	2	12	0	0	1	0	514	679	75.70	8	14.29

Bendigo Bank Netball EFL Division 1

	P	W	L	D	B	FA	FF	For	Ag	%	Pts	%Won
Lilydale Falcons	13	10	2	1	1	0	0	477	382	124.87	42	80.77
Mitcham Black	13	10	3	0	1	0	0	415	307	135.18	40	76.92
Boronia Gold	13	9	3	1	1	0	0	418	316	132.28	38	73.08
Mulgrave Yellow	13	8	5	0	1	0	0	450	400	112.50	32	61.54
Montrose Flames	13	7	6	0	1	0	0	390	357	109.24	28	53.85
Heathmont White	11	4	7	0	3	0	0	306	359	85.24	16	36.36
Ringwood Red	13	3	10	0	1	0	0	306	397	77.08	12	23.08
Doncaster	12	2	10	0	2	0	0	294	429	68.53	8	16.67
Chirnside Park	13	2	11	0	1	0	0	321	501	64.07	8	15.38

Bendigo Bank Netball EFL Division 2

	P	W	L	D	B	FA	FF	For	Ag	%	Pts	%Won
Blackburn Black	14	12	2	0	0	0	0	441	349	126.36	48	85.71
Norwood Black	14	10	4	0	0	0	0	434	340	127.65	40	71.43
Forest Hill White	14	10	4	0	0	0	0	424	341	124.34	40	71.43
Fairpark Red	14	8	6	0	0	0	0	508	473	107.40	32	57.14
Knox Red	14	7	6	1	0	0	0	424	386	109.84	30	53.57
Mooroolbark	14	7	6	1	0	0	1	427	426	100.23	30	53.57
Scoresby White	14	4	8	2	0	0	0	352	426	82.63	20	35.71
Wantirna South White	14	4	9	1	0	0	0	382	451	84.70	18	32.14
Park Orchards White	14	3	9	2	0	0	0	390	415	93.98	16	28.57
Lilydale Yellow	14	1	12	1	0	1	0	299	474	63.08	6	10.71

Bendigo Bank Netball EFL Division 3

	P	W	L	D	B	FA	FF	For	Ag	%	Pts	%Won
Kilsyth Cougars	14	12	2	0	0	0	0	500	322	155.28	48	85.71
Forest Hill Green	15	12	3	0	0	0	0	498	331	150.45	48	80.0
Whitehorse	13	10	3	0	1	0	1	345	302	114.24	40	76.92
Knox Black	14	10	4	0	0	0	0	503	366	137.43	40	71.43
The Basin Red	14	10	4	0	0	0	0	454	377	120.42	40	71.43
Lilydale White	14	8	6	0	1	0	0	354	337	105.04	32	57.14
Waverley Blues	14	6	8	0	0	0	0	351	389	90.23	24	42.86
Vermont	14	4	10	0	0	0	0	332	441	75.28	16	28.57
Rowville	13	1	12	0	1	0	0	260	466	55.79	4	7.69
Ferntree Gully Blue	14	1	13	0	1	0	0	344	448	76.79	4	7.14

Bendigo Bank Netball EFL Division 4

	P	W	L	D	B	FA	FF	For	Ag	%	Pts	%Won
Park Orchards Red	14	12	2	0	0	0	0	453	321	141.12	48	85.71
Boronia Brown	14	10	3	1	0	0	0	458	344	133.14	42	75
Norwood Purple	14	9	5	0	0	0	0	452	362	124.86	36	64.29
Upper Ferntree Gully Black	14	8	5	1	0	0	0	383	376	101.86	34	60.71
Coldstream Blue	14	6	8	0	0	0	0	435	443	98.19	24	42.86
Lilydale Blue	14	3	11	0	0	0	0	295	381	77.43	12	21.43
Heathmont Blue	14	3	11	0	0	0	0	349	457	76.37	12	21.43
Norwood Gold	12	0	12	0	1	0	0	204	454	44.93	0	0

Bendigo Bank Netball EFL Division 5

	P	W	L	D	B	FA	FF	For	Ag	%	Pts	%Won
Glen Waverley Hawks Blue	13	11	2	0	1	0	0	465	329	141.34	44	84.62
Forest Hill Zebras	12	9	2	1	2	0	0	444	319	139.18	38	79.17
Ringwood Black	13	8	5	0	1	0	0	435	339	128.32	32	61.54
Coldstream White	12	6	5	1	2	0	0	339	384	88.28	26	54.17
South Croydon	12	4	8	0	2	0	0	324	382	84.82	16	33.33
Upper Ferntree Gully Red	12	3	9	0	2	0	0	349	482	72.41	12	25
South Belgrave Black	12	1	11	0	2	0	0	278	366	75.96	4	8.33
Park Orchards Black	14	2	12	0	1	0	0	266	441	60.32	8	14.29

Bendigo Bank Netball EFL Division 6

	P	W	L	D	B	FA	FF	For	Ag	%	Pts	%Won
Ferntree Gully White	14	12	1	1	0	0	0	366	216	169.44	50	89.29
Heathmont Yellow	14	12	2	0	0	0	0	410	209	196.17	48	85.71
Nunawading	14	11	3	0	0	0	0	368	242	152.07	44	78.57
Knox White	14	7	6	1	0	0	0	342	293	116.72	30	53.57
Ringwood White	14	7	7	0	0	0	0	355	333	106.61	28	50
Upper Ferntree Gully Blue	14	7	7	0	0	0	0	316	332	95.18	28	50
Wantirna South Green	14	5	9	0	0	0	0	321	404	79.46	20	35.71
Mitcham Yellow	13	4	9	0	1	0	0	180	326	55.21	16	30.77
South Belgrave Red	13	3	10	0	1	0	0	210	292	71.92	12	23.08
The Basin Green	14	3	11	0	0	0	0	291	397	73.30	12	21.43

Bendigo Bank Netball EFL Division 7

	P	W	L	D	B	FA	FF	For	Ag	%	Pts	%Won
Heathmont Black	13	11	2	0	1	0	0	377	233	161.80	44	84.62
The Basin Bears	13	10	3	0	1	1	0	325	192	169.27	40	76.92
Norwood White	14	10	4	0	0	0	1	375	292	128.42	40	71.43
Mulgrave Red	14	8	6	0	0	0	0	418	338	123.67	32	57.14
Ferntree Gully Eagles	14	8	6	0	0	0	1	340	350	97.14	32	57.14
Glen Waverley Hawks Yellow	14	5	8	1	0	0	0	256	368	69.57	22	39.29
Park Orchards Black	14	5	9	0	0	1	0	292	286	102.10	20	35.71
Coldstream Black	14	3	10	1	0	0	0	336	445	75.51	14	25
Mulgrave Blue	13	3	10	0	1	0	0	318	326	97.55	12	23.08
Coldstream Red	14	0	14	0	0	0	0	88	496	17.74	0	0

Netball Ladders and Finals Results

Bendigo Bank Netball EFL Premier

First Semi Final

Boronia Hawks 12, 21, 31, 40 def Blackburn Red 6, 15, 26, 36

Second Semi Final

Fairpark Yellow 13, 29, 47, 62 def Wantirna South Devils 11, 24, 35, 48

Preliminary Final

Boronia Hawks 13, 28, 43, 55 def Wantirna South Devils 16, 24, 38, 51

Grand Final

Boronia Hawks 12, 27, 39, 48 def Fairpark Yellow 8, 14, 21, 32

Bendigo Bank Netball EFL Division 1

First Semi Final

Mulgrave Yellow 8, 13, 25, 30 def Boronia Gold 5, 11, 19, 29

Second Semi Final

Lilydale Falcons 10, 21, 30, 42 def Mitcham Black 9, 12, 25, 33

Preliminary Final

Mitcham Black 7, 15, 24, 38 def Mulgrave Yellow 5, 15, 23, 35

Grand Final

Lilydale Falcons 8, 16, 23, 31 def Mitcham Black 4, 11, 17, 27

Bendigo Bank Netball EFL Division 2

First Semi Final

Fairpark Red 8, 18, 27, 39 def Forest Hill White 8, 15, 24, 31

Second Semi Final

Norwood Black 8, 16, 25, 33 def Blackburn Black 8, 14, 23, 28

Preliminary Final

Fairpark Red 5, 9, 16, 37 def Blackburn Black 9, 14, 20, 31

Grand Final

Norwood Black 10, 18, 26, 35 def Fairpark Red 8, 15, 24, 29

Bendigo Bank Netball EFL Division 3

First Semi Final

Knox Black 8, 18, 23, 33 def Whitehorse 3, 9, 16, 22

Second Semi Final

Kilsyth Cougars 12, 18, 31, 42 def Forest Hill Green 7, 14, 17, 21

Preliminary Final

Knox Black 9, 12, 26, 40 def Forest Hill Green 6, 19, 24, 29

Grand Final

Kilsyth Cougars 8, 15, 28, 38 def Knox Black 8, 15, 20, 25

Bendigo Bank Netball EFL Division 4

First Semi Final

Upper Ferntree Gully Black 7, 12, 18, 24 def Norwood Purple 6, 15, 19, 21

Second Semi Final

Boronia Brown 10, 16, 22, 29 def Park Orchards Red 5, 10, 17, 26

Preliminary Final

Park Orchards Red 8, 16, 20, 32 def Upper Ferntree Gully Black 5, 7, 13, 17

Grand Final

Park Orchards Red

Junior Ladders



Under 17 Premier Division

	P	W	L	D	B	FF	For	Ag	%	Pts
Vermont	14	14	0	0	0	0	1285	394	326.14	56
Mooroolbark Green	14	10	4	0	0	0	1090	658	165.65	40
Rowville Hawks	14	10	4	0	0	0	1095	679	161.27	40
Heathmont Blue	14	8	6	0	0	0	870	777	111.97	32
Blackburn Black	14	8	6	0	0	0	781	736	106.11	32
Noble Park	14	5	9	0	0	0	645	992	65.02	20
Norwood Black	14	4	10	0	0	0	660	1015	65.02	16
Lilydale	14	1	13	0	0	0	418	1366	30.60	4

Under 17 Division A

	P	W	L	D	B	FF	FA	For	Ag	%	%Won
The Knights Rowville	13	12	1	0	1	0	0	1307	304	429.93	92.31
East Burwood	13	11	2	0	1	0	0	1100	484	227.27	84.62
Knox Red	13	8	5	0	1	0	0	915	782	117.01	61.54
The Basin Red	13	5	8	0	1	0	0	640	926	69.11	38.46
Upper Ferntree Gully Red	14	5	9	0	0	0	0	681	1018	66.90	35.71
Glen Waverley Rovers	13	4	9	0	1	0	0	673	885	76.05	30.77
Donvale	13	1	12	0	1	0	0	502	1081	46.44	7.69

Under 17 Division B

	P	W	L	D	B	FF	For	Ag	%	Pts
Chirnside Park	14	13	1	0	0	0	1154	410	281.46	92.86
East Ringwood	13	11	2	0	1	0	862	527	163.57	84.62
Boronia	14	11	3	0	0	0	983	605	162.48	78.57
Mooroolbark Gold	14	11	3	0	0	0	947	608	155.76	78.57
Bayswater	14	8	6	0	0	0	1012	822	123.11	57.14
Vermont Purple	14	7	7	0	0	0	929	868	107.03	50
North Ringwood	14	5	9	0	0	0	806	881	91.49	35.71
Waverley Blues	14	4	10	0	0	0	561	1039	53.99	28.57
Blackburn Red	14	3	11	0	0	0	635	903	70.32	21.43
Ferntree Gully Eagles Blue	14	0	14	0	0	0	217	1301	16.68	0

Under 17 Division C

	P	W	L	D	B	FF	FA	For	Ag	%	%Won
Mitcham	13	12	1	0	1	0	0	1321	338	390.83	92.31
Knox Black	14	12	2	0	0	0	0	1063	444	239.41	85.71
South Belgrave	13	9	4	0	1	1	0	1236	465	265.81	69.23
Heathmont Gold	13	5	8	0	1	0	0	561	1103	50.86	38.46
Croydon	14	5	9	0	0	0	0	919	905	101.55	35.71
Norwood Purple	13	4	9	0	1	0	0	635	1034	61.41	30.77
Upper Ferntree Gully Blue	12	1	11	0	2	0	0	316	1209	26.14	8.33
Rowville Gold	14	1	13	0	0	1	0	386	1398	27.61	7.14

Under 17 Division D

	P	W	L	D	B	FF	FA	For	Ag	%	%Won
Lysterfield	14	13	1	0	0	0	0	1520	481	316.01	92.86
Forest Hill	14	11	3	0	0	0	0	1237	677	182.72	78.57
The Basin Green	14	8	6	0	0	0	0	958	793	120.81	57.14
Scoresby	14	8	6	0	0	0	0	1056	940	112.34	57.14
South Croydon	13	6	7	0	1	0	0	777	852	91.20	46.15
Eastern Lions	14	6	8	0	0	0	0	794	949	83.67	42.86
Vermont Gold	14	5	9	0	0	0	1	805	1069	75.30	35.71
Blackburn White	14	5	9	0	0	1	0	698	1134	61.55	35.71
Kilsyth	14	3	11	0	0	1	0	771	1004	76.79	21.43
Ferntree Gully Eagles White	14	1	13	0	0	1	0	472	1424	33.15	7.14

Under 15 Division A

	P	W	L	D	B	FF	For	Ag	%	Pts
Vermont Purple	14	12	2	0	0	0	1417	700	202.43	48
Rowville Hawks	14	11	3	0	0	0	1241	658	188.60	44
East Ringwood	14	10	3	1	0	0	1153	613	188.09	42
Ferntree Gully Eagles Blue	14	9	4	1	0	0	1004	612	164.05	38
Blackburn Black	14	6	8	0	0	0	768	1005	76.42	24
Boronia	14	5	9	0	0	0	762	940	81.06	20
Norwood	14	1	13	0	0	0	543	1171	46.37	4
Heathmont	14	1	13	0	0	0	397	1586	25.03	4

Under 15 Division B

	P	W	L	D	B	FF	FA	For	Ag	%	%Won
The Knights Rowville	14	13	1	0	0	0	0	1079	533	202.44	92.86
Lysterfield Teal	14	12	2	0	0	0	0	1037	548	189.23	85.71
Lilydale	14	9	5	0	0	1	0	1140	685	166.42	64.29
North Ringwood	14	8	6	0	0	0	1	877	853	102.81	57.14
Bayswater	13	6	7	0	1	0	0	541	703	76.96	46.15
Wantirna South	14	6	8	0	0	0	0	673	902	74.61	42.86
Montrose	14	4	10	0	0	0	0	745	1012	73.62	28.57
Waverley Blues	14	4	10	0	0	0	0	573	1043	54.94	28.57

Under 15 Division C

	P	W	L	D	B	FF	FA	For	Ag	%	% Won
Upper Ferntree Gully	12	10	2	0	2	0	0	1138	328	346.95	83.33
Chirnside Park	12	8	4	0	2	0	0	787	517	152.22	66.67
South Croydon	12	8	4	0	2	0	0	780	532	146.62	66.67
The Basin	13	8	5	0	1	0	0	611	707	86.42	61.54
Blackburn Red	12	3	9	0	2	0	0	436	770	56.62	25
Glen Waverley Rovers	13	2	11	0	1	0	0	473	843	56.11	15.38
Scoresby	12	1	11	0	2	0	0	240	895	26.82	8.33

Under 15 Division D

	P	W	L	D	B	FF	FA	For	Ag	%	% Won
Ferntree Gully Eagles White	14	10	4	0	0	0	0	1078	444	242.79	71.43
Vermont Gold	14	10	4	0	0	0	0	1144	483	236.85	71.43
Knox	13	8	5	0	1	0	0	799	422	189.34	61.54
Kilsyth	14	8	6	0	0	0	0	600	704	85.23	57.14
Lysterfield Grey	14	2	12	0	0	0	0	534	1043	51.20	14.29
Mitcham	14	0	14	0	0	0	0	237	1506	15.74	0

Under 14 Division A

	P	W	L	D	B	FF	FA	For	Ag	%	% Won
Vermont Purple	14	13	0	1	0	0	0	1144	463	247.08	96.43
East Ringwood Blue	13	10	2	1	1	0	0	1016	617	164.67	80.77
Lysterfield Teal	13	10	3	0	1	0	0	1017	522	194.83	76.92
North Ringwood	13	7	6	0	1	0	0	792	503	157.46	53.85
Blackburn Black	13	3	10	0	1	0	0	588	887	66.29	23.08
The Basin	13	3	10	0	1	0	0	581	963	60.33	23.08
Ferntree Gully Eagles Blue	13	3	10	0	1	0	0	438	849	51.59	23.08

Under 14 Division B

	P	W	L	D	B	FF	FA	For	Ag	%	% Won
Heathmont	13	11	2	0	1	0	0	991	625	158.56	84.62
Mooroolbark	13	10	3	0	1	0	0	915	601	152.25	76.92
East Burwood	13	9	4	0	1	0	0	1139	641	177.69	69.23
Lilydale	14	8	6	0	0	0	0	928	657	141.25	57.14
Rowville Hawks	14	8	6	0	0	0	0	868	625	138.88	57.14
Glen Waverley Rovers	13	4	9	0	1	0	0	746	929	80.30	30.77
Chirnside Park	13	4	9	0	1	0	0	572	1188	48.15	30.77
Knox	14	4	10	0	0	0	0	567	1166	48.63	28.57
Croydon	13	2	11	0	1	0	0	451	1083	41.64	15.38

Under 14 Division C

	P	W	L	D	B	FF	For	Ag	%	Pts
Waverley Blues	14	13	1	0	0	0	1207	437	276.20	52
Wantirna South	14	11	3	0	0	0	1166	477	244.44	44
Montrose	14	8	6	0	0	0	1332	634	210.09	32
South Croydon	14	7	7	0	0	0	806	873	92.33	28
Donvale	14	7	7	0	0	0	732	900	81.33	28
Mitcham	14	5	9	0	0	0	611	849	71.97	20
Upper Ferntree Gully	14	3	11	0	0	0	554	1399	39.60	12
Lysterfield Grey	14	2	12	0	0	0	427	1266	33.73	8

Under 14 Division D



Under 13 Division A

	P	W	L	D	B	FF	For	Ag	%	Pts
Lysterfield Teal	14	13	1	0	0	0	752	369	203.79	52
East Ringwood Blue	14	12	2	0	0	0	830	305	272.13	48
Rowville Hawks	14	10	4	0	0	0	898	356	252.25	40
North Ringwood	14	9	5	0	0	0	591	583	101.37	36
Waverley Blues	14	5	9	0	0	0	532	652	81.60	20
Glen Waverley Rovers Black	14	5	9	0	0	0	487	703	69.27	20
Mooroolbark	14	3	11	0	0	0	467	836	55.86	12
Vermont	14	3	11	0	0	0	304	837	36.32	12

Under 13 Division B

	P	W	L	D	B	FF	For	Ag	%	Pts
Heathmont	14	13	1	0	0	0	770	386	199.48	52
Croydon	14	9	5	0	0	0	598	365	163.84	36
The Basin	14	9	5	0	0	0	511	363	140.77	36
Boronia	14	6	8	0	0	0	460	467	98.50	24
Kilsyth	14	6	8	0	0	0	435	513	84.80	24
Lilydale	14	4	10	0	0	0	357	580	61.55	16
Bayswater	14	3	11	0	0	0	358	546	65.57	12
Blackburn	14	2	12	0	0	0	195	684	28.51	8

Under 13 Division C

	P	W	L	D	B	FF	For	Ag	%	Pts
Glen Waverley Hawks	14	12	2	0	0	0	669	388	172.42	48
Upper Ferntree Gully	14	10	4	0	0	0	706	343	205.83	40
The Knights - Rowville	14	9	5	0	0	0	682	450	151.56	36
Mitcham	14	8	6	0	0	0	480	562	85.41	32
Donvale	14	6	8	0	0	0	548	532	103.01	24
Chirnside Park	14	6	8	0	0	0	400	530	75.47	24
East Ringwood White	14	3	11	0	0	0	385	641	60.06	12
Wantirna South	14	2	12	0	0	0	317	741	42.78	8

Under 13 Division D

	P	W	L	D	B	FF	For	Ag	%	Pts
Coldstream	14	13	1	0	0	0	757	177	427.68	52
Ferntree Gully Eagles	14	11	3	0	0	0	635	441	143.99	44
Montrose	14	10	4	0	0	0	751	393	191.09	40
Rowville Gold	14	8	6	0	0	0	546	415	131.57	32
Lysterfield Grey	14	7	7	0	0	0	463	422	109.72	28
Forest Hill	14	4	10	0	0	0	308	648	47.53	16
Glen Waverley Rovers White	14	3	11	0	0	0	349	787	44.35	12
Knox	14	0	14	0	0	0	209	735	28.44	0

Under 12 Division A

	P	W	L	D	B	FF	For	Ag	%	Pts
East Ringwood Blue	14	12	2	0	0	0	711	290	245.17	48
Mooroolbark Green	14	9	4	1	0	0	674	434	155.30	38
Blackburn Black	14	9	5	0	0	0	500	469	106.61	36
Vermont Purple	14	8	5	1	0	0	667	414	161.11	34
Lysterfield Teal	14	4	10	0	0	0	346	700	49.43	16
North Ringwood Red	14	3	11	0	0	0	311	662	46.98	12

Under 12 Division B

	P	W	L	D	B	FF	For	Ag	%	Pts
Ferntree Gully Eagles Blue	14	14	0	0	0	0	1022	178	574.16	56
Upper Ferntree Gully	14	10	4	0	0	0	701	417	168.11	40
Lilydale	14	9	5	0	0	0	628	532	118.05	36
Waverley Blues	14	8	6	0	0	0	659	367	179.56	32
East Burwood Black	14	8	6	0	0	0	613	536	114.37	32
The Knights Rowville	14	7	7	0	0	0	564	398	141.71	28
Glen Waverley Rovers	14	4	10	0	0	0	404	505	80.00	16
Knox	14	4	10	0	0	0	475	755	62.91	16
South Croydon	14	2	12	0	0	0	180	987	18.24	8
Kilsyth	14	0	14	0	0	0	169	980	17.24	0

Under 12 Division C

	P	W	L	D	B	FF	For	Ag	%	Pts
Wantirna South	14	12	2	0	0	0	882	233	378.54	48
Croydon	14	12	2	0	0	0	814	228	357.02	48
Montrose Blue	14	12	2	0	0	0	729	352	207.10	48
Vermont Gold	14	9	5	0	0	0	557	314	177.39	36
Mitcham	14	7	6	1	0	0	414	407	101.72	30
East Ringwood White	14	7	6	1	0	0	436	437	99.77	30
Donvale	14	7	7	0	0	0	540	512	105.47	28
South Belgrave	14	7	7	0	0	0	363	428	84.81	28
The Basin	14	3	11	0	0	0	302	702	43.02	12
Lysterfield Grey	14	1	13	0	0	0	100	1051	9.51	4

Under 12 Division D

	P	W	L	D	B	FF	FA	For	Ag	%	% Won
Forest Hill	12	12	0	0	2	0	0	802	138	581.16	100
Heathmont	13	11	2	0	1	0	0	742	298	248.99	84.62
Ferntree Gully Eagles White	14	10	4	0	0	0	0	646	326	198.16	71.43
Mooroolbark Gold	12	8	4	0	2	0	0	506	434	116.59	66.67
Coldstream	12	7	5	0	2	0	0	385	374	102.94	58.33
Vermont Eagles	13	6	7	0	1	0	0	373	378	98.68	46.15
Bayswater	13	5	8	0	1	0	0	358	519	68.98	38.46
North Ringwood Black	13	4	9	0	1	0	0	312	432	72.22	30.77
Blackburn Red	13	4	9	0	1	0	0	368	547	67.28	30.77
Boronia	13	4	9	0	1	0	0	236	490	48.16	30.77
East Burwood White	13	2	11	0	1	0	0	260	653	39.82	15.38
Eastern Lions	14	2	12	0	0	0	0	250	620	40.32	14.29
Montrose Red	13	1	12	0	1	0	0	301	808	37.25	7.69

Under 11 Division A

	P	W	L	D	B	FF	For	Ag	%	Pts
Mitcham	14	11	3	0	0	0	452	160	282.50	44
Vermont Purple	14	11	3	0	0	0	464	258	179.84	44
Glen Waverley Hawks	14	10	4	0	0	0	325	149	218.12	40
Wantirna South Green	14	8	6	0	0	0	298	280	106.43	32
Norwood	14	6	8	0	0	0	295	325	90.77	24
Blackburn Black	14	4	10	0	0	0	258	432	59.72	16
Lysterfield Teal	14	3	11	0	0	0	263	363	72.45	12
The Basin Red	14	3	11	0	0	0	158	546	28.94	12

Under 11 Division B

	P	W	L	D	B	FF	FA	For	Ag	%	% Won
Glen Waverley Rovers	13	12	1	0	1	0	0	559	205	272.68	92.31
Croydon White	13	9	3	1	1	0	0	439	197	222.84	73.08
Knox	13	9	4	0	1	0	0	477	247	193.12	69.23
North Ringwood	14	8	5	1	0	0	0	346	287	120.56	60.71
Heathmont Blue	13	6	7	0	1	0	0	410	326	125.77	46.15
East Ringwood Blue	13	3	10	0	1	0	0	196	491	39.92	23.08
Lilydale	13	1	12	0	1	0	0	150	539	27.83	7.69

Under 11 Division C

	P	W	L	D	B	FF	FA	For	Ag	%	% Won
The Knights Rowville	14	12	2	0	0	0	0	651	196	332.14	85.71
Donvale	13	10	3	0	1	0	0	516	285	181.05	76.92
Chirnside Park	13	9	4	0	1	0	0	333	171	194.74	69.23
Kilsyth	14	7	7	0	0	0	0	325	257	126.46	50
Ferntree Gully Eagles	14	7	7	0	0	0	0	171	269	63.57	50
Rowville Hawks	14	6	8	0	0	0	0	324	414	78.26	42.86
East Burwood	14	6	8	0	0	0	0	203	416	48.80	42.86
Upper Ferntree Gully	14	5	9	0	0	0	0	244	316	77.22	35.71
Mooroolbark	13	4	9	0	1	0	0	247	350	70.57	30.77
South Croydon	13	1	12	0	1	0	0	66	571	11.56	7.69

Under 11 Division D

	P	W	L	D	B	FF	FA	For	Ag	%	% Won
Heathmont Gold	14	14	0	0	0	0	0	751	221	339.82	100
The Basin Green	13	10	3	0	1	0	0	524	163	321.47	76.92
Vermont Gold	14	9	5	0	0	0	0	525	216	243.06	64.29
Coldstream	14	9	5	0	0	0	0	421	272	154.78	64.29
Waverley Blues/Wantirna Sth	13	8	5	0	1	0	0	558	246	226.83	

Junior Grand Final Results

Junior Grand Final Results

Under 17 Premier			
Vermont	12.8 (80) def	Rowville Hawks	7.7 (49)
Under 17 Division A			
The Knights Rowville	13.12 (90) def	East Burwood	9.7 (61)
Under 17 Division B			
Chirnside Park	13.15 (93) def	Boronia	3.4 (22)
Under 17 Division C			
Mitcham	6.7 (43) def	South Belgrave	5.3 (33)
Under 17 Division D			
The Basin Green	12.8 (80) def	Lysterfield	9.1 (55)
Under 15 Division A			
Vermont Purple	12.8 (80) def	East Ringwood	8.6 (54)
Under 15 Division B			
North Ringwood	10.8 (68) def	Lysterfield Teal	8.6 (54)
Under 15 Division C			
Upper Ferntree Gully	7.10 (52) def	South Croydon	3.7 (25)
Under 15 Division D			
Ferntree Gully Eagles White	8.4 (52) def	Knox	5.7 (37)
Under 14 Division A			
Vermont Purple	7.9 (51) def	North Ringwood	4.4 (28)
Under 14 Division B			
Heathmont	6.11 (47) def	East Burwood	4.10 (34)
Under 14 Division C			
Waverley Blues	8.13 (61) def	Wantirna South	7.5 (47)
Under 14 Division D			
Ferntree Gully Eagles White	10.9 (69) def	Vermont Gold	4.7 (31)
Under 13 Division A			
East Ringwood Blue	5.12 (42) def	Lysterfield Teal	2.6 (18)
Under 13 Division B			
Croydon	6.3 (39) def	Heathmont	5.8 (38)
Under 13 Division C			
The Knights Rowville	6.4 (40) def	Upper Ferntree Gully	5.8 (38)
Under 13 Division D			
Coldstream	5.10 (40) def	Ferntree Gully Eagles	4.7 (31)
Under 12 Division A			
East Ringwood Blue	9.0 (54) def	Mooroolbark Green	1.4 (10)
Under 12 Division B			
Upper Ferntree Gully	9.5 (59) def	Waverley Blues	5.1 (31)
Under 12 Division C			
Wantirna South	3.4 (22) def	Croydon	2.0 (12)
Under 12 Division D			
Forest Hill	2.3 (15) def	Ferntree Gully Eagles White	1.3 (9)
Under 11 Division A			
Mitcham	2.7 (19) def	Vermont Purple	1.3 (9)
Under 11 Division B			
Glen Waverley Rovers	3.7 (25) def	Croydon White	2.3 (15)
Under 11 Division C			
Chirnside Park	4.5 (29) def	The Knights Rowville	2.2 (14)
Under 11 Division D			
Waverley Blues/Wantirna Sth	4.1 (25) def	Heathmont Gold	1.3 (9)



Eastern Region Girls Football League Ladders and Grand Final Results

Deakin Uni Under 18 Division 1										
	P	W	L	D	B	FF	For	Ag	%	% Won
Blackburn/ Norwood	12	11	1	0	2	0	888	143	620.98	91.67
Mount Evelyn	13	11	2	0	1	0	1056	150	704.00	84.62
Croydon	12	8	4	0	2	0	684	237	288.61	66.67
Chirnside Park	11	6	5	0	3	0	637	451	141.24	54.55
Emerald	11	6	5	0	2	1	596	431	138.28	54.55
Ferntree Gully	13	3	10	0	1	0	473	894	52.91	23.08
Knox	12	2	10	0	2	0	270	725	37.24	16.67

Deakin Uni Under 18 Division 2										
	P	W	L	D	B	FF	For	Ag	%	% Won
Donvale	14	9	5	0	0	0	567	102.65	36	90
Vermont	14	8	6	0	0	0	515	122.72	32	83.33
East Burwood	13	5	8	0	0	0	478	583	81.99	20
The Basin	13	0	13	0	0	0	1679	4.71	4	36.36

Deakin Uni Under 16 Premier										
	P	W	L	D	B	FF	For	Ag	%	% Won
Blackburn	14	14	0	0	0	0	1504	117	1285.47	56
Donvale	14	12	2	0	0	0	1280	254	503.94	48
Ferntree Gully	14	9	5	0	0	0	986	526	187.45	36
Knox	14	9	5	0	0	0	691	419	164.92	36
Mitcham	14	6	7	1	0	0	466	751	62.05	26
Mount Evelyn	13	5	8	0	1	0	590	592	99.66	24
Norwood	14	2	11	1	0	0	345	1149	30.03	10
Worawa	13	1	12	0	0	0	353	1383	25.52	4

Deakin Uni Under 16 Division 1											
	P	W	L	D	B	FF	FA	For	Ag	%	% Won
Gembrook-Cockatoo	13	12	1	0	1	0	0	997	187	533.16	92.31
North Ringwood	12	9	3	0	2	0	0	535	306	174.84	75
Montrose	13	9	4	0	1	0	0	719	239	300.84	69.23
Vermont	13	9	4	0	1	0	0	569	266	213.91	69.23
Rowville Knights	13	8	5	0	1	0	0	808	323	250.15	61.54
Wandin	13	4	9	0	1	0	0	526	764	68.85	30.77
East Ringwood Blue	13	2	11	0	1	0	0	255	1145	22.27	15.38

Deakin Uni Under 16 Division 2											
	P	W	L	D	B	FF	FA	For	Ag	%	% Won
East Ringwood White	13	10	3	0	1	0	0	665	460	144.57	76.92
Upper Ferntree Gully	13	9	4	0	1	0	0	654	514	127.24	69.23
Lilydale	14	7	7	0	0	0	0	460	532	86.47	50
Glen Waverley Rovers	14	5	9	0	0	0	0	344	695	49.50	35.71
Heathmont	14	4	10	0	0	0	0	353	898	39.31	28.57
Kilsyth	12	3	9	0	2	331	494	67.00	25		
Coldstream	12	3	9	0	2	247	664	37.20	25		
Waverley Blues	14	0	14	0	0	0	201	1201	16.74	0	

Under 14 Division 1										
	P	W	L	D	B	FF	For	Ag	%	% Won
Blackburn	12	12	0	0	2	0	887	102	869.61	100
Mount Evelyn	14	13	1	0	0	0	762	156	488.46	92.86
Knox	13	10	3	0	1	0	686	204	336.27	76.92
Montrose	14	9	5	0	0	0	582	209	278.47	64.29
Yarra Glen	14	9	5	0	0	0	726	418	173.68	64.29
Ferntree Gully	13	8	5	0	1	0	675	260	259.62	61.54
Vermont	13	4	9	0	1	0	387	408	94.85	30.77
Emerald	13	4	9	0	1	0	272	718	37.88	30.77
Norwood	12	2	10	0	2	0	155	604	25.66	16.67

Under 14 Division 2											
	P	W	L	D	B	FF	FA	For	Ag	%	% Won
Donvale	13	11	2	0	1	0	0	676	178	379.78	84.62
Forest Hill	14	8	6	0	0	0	0	422	565	74.69	57.14
Upwey-Tecoma	13	7	6	0	1	0	0	268	521	51.44	53.85
Mooroolbark	13	6	7	0	1	0	0	390	368	105.98	46.15
Upper Ferntree Gully	13	6	7	0	1	0	0	339	480	70.62	46.15
The Basin	13	5	8	0	1	0	0	321	429	74.83	38.46
Belgrave	14	5	9	0	0	0	0	289	532	54.32	35.71
Mitcham	13	4	9	0	1	0	0	212	632	33.54	30.77
Bayswater	14	2	12	0	0	0	0	146	717	20.36	14.29
Olinda	14	1	13	0	0	0	0	179	873	20.50	7.14

Under 12 Yarra Ranges												
	P	W	L	D	B	FF	For	Ag	%	% Won		
Mt Evelyn	13	12	1	0	1	0	819	106	772.64	52		
Monbulk	13	10	3	0	1	0	575	210	273.81	44		
Belgrave	13	9	4	0	1	0	725	280	258.93	40		
Yarra Glen	13	6	7	0	1	0	328	448	73.21	28		
Healesville	13	2	11	0	1	0	296	840	35.24	12		
Olinda Ferny Creek	13	0	13	0	1	0	115	974	11.81	4		

Under 12 North												
	P	W	L	D	B	FF	For	Ag	%	% Won		
Montrose	12	12	0	0	2	0	637	48	1327.08	100		
Lilydale	12	9	2	1	2	0	383	166	230.72	79.17		
Vermont	12	9	3	0	1	1	375	141	265.96	75		
Donvale	13	7	6	0	1	0	354	230	153.91	53.85		
Kilsyth	13	7	6	0	1	0	345	267	129.21	53.85		
Mitcham	12	5	6	1	2	0	284	266	106.77	45.83		
Mooroolbark	12	4	8	0	2	0	253	454	55.73	33.33		
East Ringwood	13	1	12	0	1	0	154	497	30.99	7.69		
Coldstream	13	1	12	0	1	0	140	794	17.63	7.69		

Under 12 South												
	P	W	L	D	B	FF	For	Ag	%	% Won		
Sth Belgrave/Lysterfield	14	13	1	0	0	0	631	90	701.11	92.86		
Rowville Knights	14	11	3	0	0	0	841	191	440.31	78.57		
Rowville Hawks	14	11	3	0	0	0	387	182	212.64	78.57		
Ferntree Gully	14	10	4	0	0	0	627	221	283.71	71.43		
Upper Ferntree Gully	14	7	7	0	0	0	471	404	116.58	50		
Bayswater	14	6	8	0	0	0	278	276	100.72	42.86		
Glen Waverley Rovers	14	4	9	1	0	0	196	434	45.16	32.14		
Knox	14	4	10	0	0	0	195	563	34.64	28.57		
Vermont	14	2	11	1	0	0	95	733	12.96	17.86		
Blackburn	14	1	13	0	0	0	79	706	11.19	7.14		

Under 10												
	P	W	L	D	B	FF	For	Ag	%	Pts	% Won	
Blackburn	5	4	0	1	0	0	270	106	254.72	18	90	
Belgrave	11	8	0	3	0	0	322	80	402.50	38	86.36	
Heathmont	9	7	2	0	0	0	259	104	249.04	28	77.78	
East Ringwood	10	4	4	2	0	0	274	233	117.60	20	50	
Rowville Hawks	9	4	4	1	0	0	219	205	106.83	18	50	
Mitcham	12	5	5	2	0	0	458	441	103.85	24	50	
Upper Ferntree Gully	12	2	8	2	0	0	238	370	64.32	12	25	
Norwood	12	0	11	1	0	0	207	708	29.24	2	4.17	

Eastern Region Girls Final Results

Deakin Uni Under 18 Division 1			
Blackburn/Norwood	3.3 (21)	def	Mount Evelyn 2.8 (20)

Deakin Uni Under 16 Premier			
Blackburn	2.7 (19)	def	Donvale 2.4 (16)

Deakin Uni Under 16 Division 1			
Gembrook-Cockatoo	5.8 (38)	def	Rowville Knights 1.3 (9)

Deakin Uni Under 16 Division 2			
East Ringwood White	6.7 (43)	def	Lilydale 2.6(18)

Under 14 Division 1			
Mount Evelyn	1.2 (8)	def	Blackburn 1.1 (7)

Under 14 Division 2			
East Ringwood White	6.7 (43)	def	Lilydale 2.6(18)

Under 12 Yarra Ranges			
Mount Evelyn	3.6 (24)	def	Monbulk 1.0 (6)

Under 12 North			
Montrose	3.3 (21)	def	Lilydale 2.1 (13)

Under 12 South			
Sth Belgrave/Lysterfield	3.6 (24)	def	Rowville Hawks 2.3 (15)

Statement by Board Members

The board has determined that the association is not a reporting entity and that this special purpose financial report has been prepared in accordance with the accounting policies outlined in Note 1 to the financial statements.

In the opinion of the board the financial report as set out on pages 35 to 40.

1. Presents fairly the financial position of the Eastern Football League as at 31 October 2017 and its performance for the year ended on that date in accordance with Note 1 to the financial statements.
2. At the date of this statement, there are reasonable grounds to believe that the Eastern Football League will be able to pay its debts as and when they fall due.

This statement is made in accordance with a resolution of the board and is signed for and on behalf of the board by:



Graham Halbish

Chairman



Tim Finemore

Deputy Chairman

Dated in Melbourne on this 23rd day of November 2017

Statement of Financial Position

AS AT 31 OCTOBER 2017

	Note	2017	2016
Current Assets			
Cash and cash equivalents	2	1,526,206	1,464,657
Trade and other receivables	3	136,726	203,709
Other current assets	4	50,904	41,604
Total Current Assets		1,713,836	1,709,970
Non Current Assets			
Property, plant and equipment	5	705,131	718,269
Total Non Current Assets		705,131	718,269
TOTAL ASSETS		2,418,967	2,428,239
Current Liabilities			
Trade and other payables	6	159,627	192,201
Total Current Liabilities		159,627	192,201
Non Current Liabilities			
Provisions	7	0	0
Total Non Current Liabilities		0	0
TOTAL LIABILITIES		159,627	192,201
NET ASSETS		2,259,340	2,236,038
Equity			
Retained earnings		2,159,340	2,136,038
Eastern Football Hub Development Fund		100,000	100,000
TOTAL EQUITY		2,259,340	2,236,038

Statement of Comprehensive Income

FOR YEAR ENDED 31 OCTOBER 2017

	Note	2017	2016
Sales Revenue		871,783	853,905
Cost of Sales		613,749	594,347
Gross Profit		258,034	259,558
Other Revenues		2,837,638	2,675,878
Expenses		3,072,370	2,927,103
Profit before income tax		23,302	8,333
Income tax expense	1e	0	0
Profit before for the year		23,302	8,333
Other Comprehensive Income for the year, (net of tax)		0	0
Total Comprehensive Income		23,302	8,333

The accompanying notes form part of these financial statements.

Statement of Changes in Equity

AS AT 31 OCTOBER 2017

	Retained Earnings	EF Hub Development Fund	Total
Balance at 31 October 2015	2,127,705	100,000	2,227,705
Profit attributable to the members of the company	8,333	0	8,333
Balance at 31 October 2016	2,136,038	100,000	2,236,038
Profit attributable to the members of the company	23,302	0	23,302
Balance at 31 October 2017	2,159,340	100,000	2,259,340

Statement of Cash Flows

FOR YEAR ENDED 31 OCTOBER 2017

	Note	2017	2016
Cash flows from operating activities			
Cash receipts in the course of operations		3,759,010	3,432,352
Interest received		17,394	22,988
Cash payments in the course of operations		(3,709,765)	(3,461,663)
Interest and other costs of finance paid		0	(1,800)
Net cash provided by (used in) operating activities	8	66,639	(8,123)
Cash flows from investing activities			
Payments for property, plant and equipment		(5,090)	(63,213)
Proceeds from sale of property, plant and equipment		0	0
Net cash (used in) provided by investing activities		(5,090)	(63,213)
Net increase (decrease) in cash held		61,549	(71,336)
Cash at beginning of the financial year	2	1,464,657	1,535,993
CASH HELD AT THE END OF FINANCIAL YEAR	2	1,526,206	1,464,657

Notes to and forming part of the Financial Statement

FOR THE YEAR ENDED 31 OCTOBER 2017

1. Summary of Significant Accounting Policies

This financial report is a special purpose financial report prepared in order to satisfy the financial reporting requirements of the Associations Incorporation Reform Act 2012 (Vic), for use by the members of the league and to fulfil the board's requirements to prepare financial statements. The Association is a not-for-profit entity for financial reporting purposes under Australian Accounting Standards.

The financial report has been prepared in accordance with the requirements of the Associations Incorporation Reform Act 2013 (Vic) and the following Accounting Standards:

AASB 101	Presentation of Financial Statements
AASB 107	Statement of Cash Flows
AASB 108	Accounting Policies, Changes in Accounting Estimates and Errors
AASB 110	Events after the Reporting Period
AASB 116	Property, Plant and Equipment
AASB 117	Leases
AASB 118	Revenue

No other applicable Accounting Standards, Australian Accounting Interpretations or other authoritative pronouncements of the Australian Accounting Standards Board have been applied.

The financial report has been prepared on an accruals basis and is based on historic costs and does not take into account changing money values or, except where specifically stated, current valuations of non-current assets.

The following material accounting policies, which are consistent with the previous period unless otherwise stated, have been adopted in the preparation of this financial report.

a) PROPERTY, PLANT & EQUIPMENT

Each class of property, plant and equipment is carried at cost or fair value less, where applicable, any accumulated depreciation and impairment loss.

The carrying amount of plant and equipment is reviewed annually by directors to ensure it is not in excess of the recoverable amount from these assets. The recoverable amount is assessed on the basis of the expected net cash flows that will be received from the assets employment and subsequent disposal. The expected net cash flows have been discounted to their present values in determining recoverable amounts.

Subsequent costs are included in the asset's carrying amount or recognised as a separate asset, as appropriate, only when it is probable that future economic benefits associated with the item will flow to the association and the cost of the item can be measured reliably.

All other repairs and maintenance are charged to the income statement during the financial period in which they are incurred.

The directors have assessed the current market value of the league's land and buildings as at least \$725,000, based on the most recent Knox City Council valuation.

b) DEPRECIATION

The depreciable amount of all fixed assets is depreciated on a straight line basis over their useful lives commencing from time the asset is held ready for use.

The depreciation rates used for each class of assets are as follows:

Freehold Improvements	9% to 33%
Furniture and Equipment	20%
Computers	20%
Motor Vehicles	20%

c) LEASES

Leases of fixed assets where substantially all the risks and benefits incidental to the ownership of the asset, but not the legal ownership, are transferred to the association are classified as finance leases.

Finance leases are capitalised by recording an asset and a liability at the lower of the amount equal to the fair value of the leased property or the present value of the minimum lease payments, including any guaranteed residual values. Lease payments are allocated between the reduction of the lease liability and the lease interest expense for the period.

Leased assets are depreciated on a straight-line basis over their estimated useful lives where it is likely that the association will obtain ownership of the asset or ownership over the term of the lease.

Notes to and forming part of the Financial Statement

FOR THE YEAR ENDED 31 OCTOBER 2017

1. Summary of Significant Accounting Policies

d) REVENUE RECOGNITION

Sales Revenue

Sales Revenue represents revenue earned (net of returns, discounts and allowances) from the sale of products and services. Sales revenue is recorded when the goods are dispatched.

Interest Income

Interest Income is recognised as it accrues.

Asset Sales

The profit or loss on disposal of assets is included as revenue of the association. Such profit or loss on disposal of assets is brought to account at the date an unconditional contract of sale is signed.

e) INCOME TAX

The league has been granted an income tax exemption by the Australian Tax Office.

f) INVENTORIES

Inventories are measured at the lower of cost and net realisable value. The cost is based on the first in, first out principle and includes expenditure incurred in acquiring the inventories and bringing them to their existing condition and location.

Net realisable value is determined on the basis of the company's normal selling pattern. Expenses of marketing, selling and distribution to customers are estimated and are deducted to establish net realisable value.

g) EMPLOYEE BENEFITS

Provision is made for the association's liability for employee benefits arising from services rendered by employees to balance date. Employee benefits that are expected to be settled within one year have been measured at the amounts expected to be paid when the liability is settled, plus related on-costs. Employee benefits payable later than one year have been measured at the present value of the estimated future cash outflows to be made for those benefits.

h) GOODS AND SERVICES TAX

Revenues, expenses and assets are recognised net of the amount of GST, except where the amount of GST incurred is not recoverable from the Australian Taxation Office. In these circumstances, the GST is recognised as part of the cost of acquisition of the asset or as part of an item of the expense. Receivables and payables in the statement of financial position are shown inclusive of GST.

i) IMPAIRMENT OF ASSETS

At each reporting date, the association reviews the carrying values of its tangible and intangible assets to determine whether there is any indication that those assets have been impaired. If such an indication exists, the recoverable amount of the asset, being the higher of the asset's fair value less costs to sell and value in use, is compared to the asset's carrying value. Any excess of the asset's carrying value over its recoverable amount is expensed to the income statement.

Where it is not possible to estimate the recoverable amount of an individual asset, the group estimates the recoverable amount of the cash-generating unit to which the asset belongs.

j) COMPARATIVE AMOUNTS

Where required by Accounting Standards comparative figures have been adjusted to conform with changes in presentation for the current financial year.

New Accounting Standards

A number of new standards, amendments to standards and interpretations are effective for annual periods beginning after 1 January 2017 and have not been applied in preparing these financial statements. None of these is expected to have a significant effect on the financial statements of the League.

Notes to and forming part of the Financial Statement

FOR THE YEAR ENDED 31 OCTOBER 2017

	2017	2016
2. Cash and Cash Equivalents	1,526,206	1,464,657
3. Trade and Other Receivables		
Debtors	165,226	232,209
Less provision for doubtful debts	(28,500)	(28,500)
	136,726	203,709
4. Other Current Assets		
Stock on hand	50,310	41,604
Other debtors	0	0
GST receivable	594	0
	50,904	41,604
5. Property, Plant & Equipment		
Freehold land at cost	240,000	240,000
Building at cost	383,433	383,433
Less accumulated depreciation	(9,620)	(7,215)
	613,813	616,218
Freehold improvements at cost	103,917	103,917
Less accumulated depreciation	(37,091)	(30,776)
	66,826	73,141
Computer at cost	49,750	45,160
Less accumulated depreciation	(43,882)	(41,548)
	5,868	3,612
Furniture & equipment at cost	136,225	135,725
Less accumulated depreciation	(117,601)	(110,427)
	18,624	25,298
Motor vehicle at cost	62,448	62,448
Less accumulated depreciation	(62,448)	(62,448)
	0	0
Total property, plant & equipment	705,131	718,269

Notes to and forming part of the Financial Statement

FOR THE YEAR ENDED 31 OCTOBER 2017

5. Property, Plant & Equipment

Movement in carrying amounts	Freehold Land	Buildings	Freehold Improvements	Furniture & Equipment	Computer	Motor Vehicle	Total
Balance at 31 October 2015	240,000	378,623	21,217	35,218	493	7,010	682,561
Additions	0	0	56,232	2,061	4,920	0	63,213
Disposals/Transfers	0	0	0	0	0	0	0
Depreciation expense	0	(2,405)	(4,308)	(11,981)	(1,801)	(7,010)	(27,505)
Balance at 31 October 2016	240,000	376,218	73,141	25,298	3,612	0	718,269
Additions	0	0	0	500	4,590	0	5,090
Disposals/Transfers	0	0	0	0	0	0	0
Depreciation expense	0	(2,405)	(6,315)	(7,174)	(2,334)	0	(18,228)
Balance at 31 October 2017	240,000	373,813	66,826	18,624	5,868	0	705,131

	2017	2016
6. Trade & Other Payables		
Trade creditors & accruals	70,203	76,654
Employee benefits	89,424	112,052
GST Payable	0	3,495
	159,627	192,201
7. Provisions		
Non current liabilities		
Provision for employee entitlement	0	0
8. Cash Flow Information		
Reconciliation of cash flow from operations with		
Profit after income tax		
Profit after income tax	23,302	8,333
Non-cash flows in profit		
Depreciation	18,228	27,505
(Gain)/loss on disposal	0	0
Provision for Doubtful Debts	0	0
Change in assets and liabilities		
(Increase)/decrease in trade and other receivables	66,389	(77,938)
Increase/(decrease) in trade and other payables	(9,946)	34,231
Increase/(decrease) in provisions	(22,628)	(3,439)
(Increase)/decrease in stock on hand	(8,706)	3,185
	66,639	(8,123)

9. Association Details

The principal place of business of the association is:
 Eastern Football League Inc.
 256 Scoresby Road Boronia VIC 3155

Independent Audit Report

To the Members of Eastern Football League Inc.

Opinion

We have audited the accompanying financial report, being a special purpose financial report, of Eastern Football League Inc. which comprises the statement of financial position as at 31 October 2017, the statement of comprehensive income, statement of changes in equity and statement of cash flows for the year then ended, notes comprising a summary of significant accounting policies and other explanatory information and the statement by the members of the committee.

In our opinion the financial report gives a true and fair view of the financial position of Eastern Football League Inc. as at 31 October 2017 and of its financial performance for the year then ended in accordance with the accounting policies described in Note 1 to the financial statements and the Associations Incorporation Reform Act 2012 (VIC).

Basis of Accounting

Without modifying our opinion, we draw attention to Note 1 to the financial report, which describes the basis of accounting. The financial report has been prepared to assist Eastern Football League Inc. to meet the requirements of the Associations Incorporation Reform Act 2012 (VIC). As a result, the financial report may not be suitable for another purpose.

In conducting our audit, we have complied with the independence requirements of the Australian professional ethical pronouncements.

Committee's Responsibility for the Financial Report

The Committee is responsible for the preparation and fair presentation of the financial report and have determined that the accounting policies described in Note 1 to the financial statements which form part of the financial report are appropriate to meet the financial reporting requirements of the Associations Incorporation Reform Act 2012 (VIC) and are appropriate to meet the needs of the members. The Committee is also responsible for such internal control as the Committee and management determine is necessary to enable the preparation of the financial report that is free from material misstatement, whether due to fraud or error.

Auditor's Responsibilities for the Audit of the Financial Report


Our objectives are to obtain reasonable assurance about whether the financial report as a whole is free from material misstatement, whether due to fraud or error, and to issue an auditor's report that includes our opinion. Reasonable assurance is a high level of assurance, but is not a guarantee that an audit conducted in accordance with Australian Auditing

Standards will always detect a material misstatement when it exists. Misstatements can arise from fraud or error and are considered material if, individually or in the aggregate, they could reasonably be expected to influence the economic decisions of users taken on the basis of the financial report.

As part of an audit in accordance with Australian Auditing Standards, we exercise professional judgment and maintain professional scepticism throughout the audit. We also:


- Identify and assess the risks of material misstatement of the financial report, whether due to fraud or error, design and perform audit procedures responsive to those risks, and obtain audit evidence that is sufficient and appropriate to provide a basis for our opinion. The risk of not detecting a material misstatement resulting from fraud is higher than for one resulting from error, as fraud may involve collusion, forgery, intentional omissions, misrepresentations, or the override of internal control.
- Obtain an understanding of internal control relevant to the audit in order to design audit procedures that are appropriate in the circumstances, but not for the purpose of expressing an opinion on the effectiveness of the Entity's internal control.
- Evaluate the appropriateness of accounting policies used and the reasonableness of accounting estimates and related disclosures made by management.
- Conclude on the appropriateness of management's use of the going concern basis of accounting and, based on the audit evidence obtained, whether a material uncertainty exists related to events or conditions that may cast significant doubt on the Entity's ability to continue as a going concern. If we conclude that a material uncertainty exists, we are required to draw attention in our auditor's report to the related disclosures in the financial report or, if such disclosures are inadequate, to modify our opinion. Our conclusions are based on the audit evidence obtained up to the date of our auditor's report. However, future events or conditions may cause the Entity to cease to continue as a going concern.
- Evaluate the overall presentation, structure and content of the financial report, including the disclosures, and whether the financial report represents the underlying transactions and events in a manner that achieves fair presentation.

We communicate with those charged with governance regarding, among other matters, the planned scope and timing of the audit and significant audit findings, including any significant deficiencies in internal control that we identify during our audit.



McLean Delmo Bentley's Audit Pty Ltd

Chartered Accountants



Martin Fensome

Hawthorn
Partner

Dated in Melbourne on this 23rd day of November 2017

Compilation Report To the Members of Eastern Football League

We have compiled the accompanying special purpose financial statements of Eastern Football League, which comprise the detailed statement of comprehensive income on pages 43 to 44, for the year then ended 31 October 2017. The specific purpose for which the special purpose financial statements have been prepared is to provide private information to the Board.

The Responsibility of The Directors

The directors of Eastern Football League are solely responsible for the information contained in the special purpose financial statements, the reliability, accuracy and completeness of the information and for the determination that the financial reporting framework used is appropriate to meet their needs and for the purpose that the financial statements were prepared.

Our Responsibility


On the basis of information provided by the directors we have compiled the accompanying special purpose financial statements in accordance with APES 315 Compilation of Financial Information.

We have applied our expertise in accounting and financial reporting to compile these financial statements. We have complied with the relevant ethical requirements of APES 110 Code of Ethics for Professional Accountants.

Assurance Disclaimer


Since a compilation engagement is not an assurance engagement, we are not required to verify the reliability, accuracy or completeness of the information provided to us by management to compile these financial statements. Accordingly, we do not express an audit opinion or a review conclusion on these financial statements.

The special purpose financial statements were compiled exclusively for the benefit of the directors who are responsible for the reliability, accuracy and completeness of the information used to compile them. Accordingly, these special purpose financial statements may not be suitable for other purposes. We do not accept responsibility for the contents of the special purpose financial statements.



McLean Delmo Bentleys Audit Pty Ltd

Chartered Accountants



Martin Fensome

Hawthorn
Partner

Dated in Melbourne on this 23rd day of November 2017

Trading Statement

FOR THE YEAR ENDED 31 OCTOBER 2017

	2017	2016
Income		
Sales	827,421	798,185
Licence fee	44,362	55,720
	871,783	853,905
Less Cost of Sales		
Opening Stock	41,604	44,789
Purchases	622,455	591,162
Closing Stock	50,310	41,604
	613,749	594,347
TRADING PROFIT	258,034	259,558
Other Income		
Affiliation fees	117,500	117,500
AFL Victoria grant	59,365	59,365
Blue Ribbon Foundation	21,049	24,614
Development funding program	110,378	70,515
DVD sales	52,489	46,650
Finals	432,456	440,875
Finals levy	31,586	36,721
Fines	23,661	20,570
Insurance - Club	378,127	360,236
Interest	17,394	22,988
Lightning Premierships	9,336	8,400
Netball	84,077	58,830
Player registrations	198,093	187,736
Presentation nights	62,366	56,890
Profit/Loss on sale - Assets	0	0
Records	62,634	64,279
Sponsorships	455,996	445,534
Sundry revenue	2,978	2,717
Umpires fees	718,153	651,458
TOTAL INCOME	3,095,672	2,935,436
Less Total expenses	3,072,370	2,927,103
OPERATING SURPLUS	23,302	8,333

These financial statements should be read in conjunction with the attached Compilation Report.

Trading Statement

FOR THE YEAR ENDED 31 OCTOBER 2017

	2017	2016
Expenses		
Affiliations	837	1,199
Auditor's remuneration	10,225	8,425
Bank charges and interest	1,657	1,800
Blue Ribbon Foundation donation	21,049	24,614
Depreciation of fixed assets	18,228	27,505
Development funding program	85,137	78,410
Donations	0	22
Doubtful Debt Provision	0	0
DVD production	78,933	67,857
EFL Media	36,274	31,172
Employee placement costs	2,010	465
Employee Costs	706,342	674,232
Executive expenses	7,254	10,282
External consultant costs	25,491	17,255
Finals expenses	313,777	314,331
Finals levy expense	32,022	36,898
Information Technology	10,577	27,365
Insurance - General	32,630	34,617
Insurance - Club	488,000	457,448
Interleague matches	52,421	45,268
Investigation costs	4,841	1,045
Junior committee expense	2,821	3,391
Lightning Premierships - Junior division	872	1,262
Meetings	5,052	4,989
Motor vehicle expenses	8,073	12,400
Netball	117,977	91,451
Occupancy Costs	22,344	29,445
Presentation nights & Awards	91,174	88,415
Printing and stationery	31,371	27,026
Publications	6,788	8,489
Records	71,496	72,385
Seminars and training	8,324	6,575
Sponsorship costs	52,356	37,853
Staff Amenities	5,950	5,095
Sundry expenses	4,689	9,305
Telephone	22,714	24,360
Umpires	692,664	644,452
TOTAL EXPENSES	3,072,370	2,927,103

These financial statements should be read in conjunction with the attached Compilation Report.



League Directory

Registered Office

EFL House
256 Scoresby Road
Boronia VIC 3155

Telephone 9762 5766
Facsimile 9761 1315

www.efl.org.au
www.facebook.com/footyefl
Twitter: @footyefl

Chairman

Graham Halbish

Board

Tim Finemore
Bruce Atkinson
Leon Bailey
Paul Barlow
Kerry Freer
David Flintoff
Paul Payne
Sue McMillan

Junior Committee Chairman

Leon Bailey

Junior Committee

Bernard Fewster
Mark Pascoe
Phil Hermann
Ian Singleton

Chief Executive Officer

Phil Murton

General Manager – Football and Game Development

Troy Swainston

Manager - Junior Football

Dyson Baker

Media Manager

Daniel Cencic

Netball, Events and Administration Manager

Ellie Ingwersen

Commercial Manager

Mark Freeman

Head of Umpiring

Scott Van Noordennen

Football Development Managers

Sean Buncle
Matt Young

Broadcast Manager

Ben Warren-Smith

Senior Field Umpire Coach

Bruce Onken

Boundary Umpire Coach

Stephen Smith

Boundary Umpire Observer

Trevor Finch

Goal Umpire Coach

Garry Baumgarten

Goal Umpire Assistant Coach

Charles May

Head Junior Field Umpire Coach

Sean Clarke

Junior Appointments Officer

Graeme Bushby

Assistant Junior Umpire Coaches

Nathan McDonald
Graeme Meredith
Matthew Milne
Sam Ferguson

Netball Umpire Coordinator

Raechel Richards

Tribunal Chairman

Michael Rodriquez

Tribunal Members

John Allpress
Michael Berkley
Murray Black
Wal Constable
Terry Graham
Grant Hinton
Terry Lewis
Mervyn Lindsay
Paddy O'Sullivan
Peter Sinclair

Investigation Officers

Kevin Barrie
Brett Smith

Trainers' Association President

Neill Carboon

Umpires' Association President

Bart Maaskant

Credits

Design

Melinda Rochford – Ripe Design

Photography

Garry Sparke – Cyan Sporting Images
Davis Harrigan Photography

Printing

Allanby Press Printers



Eastern Football League Registered Office

EFL House 256 Scoresby Road Boronia Victoria 3155

Telephone 9762 5766 Facsimile 9761 1315

www.efl.org.au www.facebook.com/footyefl Twitter: @footyefl

